

CREATIVE DIAGRAM

IN



创意分析—— 图解建筑

凤凰空间·北京 编


ARCHITECTURE

江苏人民出版社

创意 分析

图解建筑

CREATIVE DIAGRAM
IN ARCHITECTURE



江苏人民出版社

PDF电子书基地 <http://dayo1982.400gb.com>

图书在版编目(CIP)数据

创意分析——图解建筑

凤凰空间·北京 编

策划编辑：胡中琦

责任编辑：刘 焱

特约编辑：卫 星

顾问编辑：徐鑫莲

责任监印：彭李君

美术编辑：周 宇

出版发行：凤凰出版传媒集团

凤凰出版传媒股份有限公司

江苏人民出版社

天津凤凰空间文化传媒有限公司

销售电话：022-87893668

网 址：<http://www.ifengspace.cn>

集团地址：凤凰出版传媒集团（南京湖南路1号A楼 邮编：210009）

经 销：全国新华书店

印 刷：

开 本：787 mm×996 mm 1/16

印 张：16

字 数：150千字

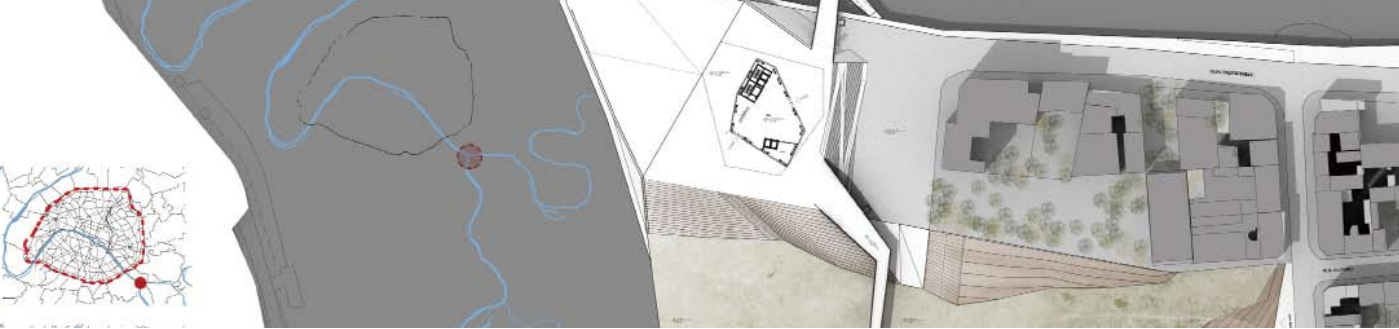
版 次：2012年7月第1版

印 次：2012年7月第1次印刷

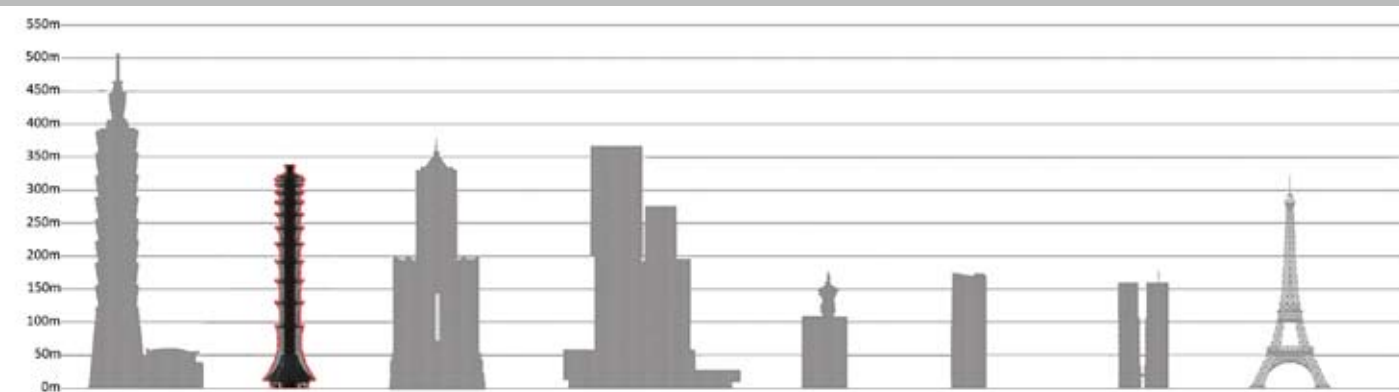
书 号：

定 价：238.00元

（本书若有印装质量问题，请向发行公司调换）



PREFACE 前言



设计中，分析图表现是重要而又常被忽略的那部分，本书收集100多个项目的分析图画法，从设计理念的演化分析到方案确定的功能分析，从周围环境的现状分析到设计为应对环境而带来的优化分析……形色各异而又思路清晰的分析图，色调、画法、分析角度、符号使用……这些分析图的各种元素，都能启发设计师，从而寻找到一种最恰当的图形语言来表述方案。

本书旨在为读者提供新颖的分析图示例，使分析图能清晰准确地表达出设计者的设计思路，让每一条设计思路都有理可依，同时使分析图更加美观。



CONTENTS

目录

文体建筑

CULTURAL AND SPORTS BUILDING

008

- 010 台北艺术中心
TAIPEI PERFORMING ART CENTER
- 012 WAALSE KROOK图书馆
LIBRARY WAALSE KROOK
- 016 图书馆
THE LIBRARY
- 017 科特赖克LLLlibrary图书馆
KORTRIJK LLLIBRARY
- 018 奥胡斯音乐厅
THE CONCERT HALL AARHUS
- 019 PAVILION21微型歌剧空间
PAVILION 21 MINI OPERA
- 020 迪—查尔斯威利剧院
DEE AND CHARLES WYLY THEATER
- 021 海洋文化及流行音乐中心
KAOHSIUNG MARITIME CULTURAL & POPULAR MUSIC CENTER
- 022 克里斯蒂安歌剧和文化中心
KRISTIANDSUND OPERA AND CULTURE CENTRE
- 023 舞蹈宫
DANCE PALACE
- 024 JØSSINGFJORD矿石博物馆
JØSSINGFJORD MINE MUSEUM
- 026 青岛世界园艺博览会主题馆
QINGDAO WORLD HORTICULTURAL EXPO THEME PAVILION
- 028 RICHARD WAGNER博物馆扩建
RICHARD WAGNER MUSEUM EXTENSION
- 029 芬洛博物馆区
VENLO MUSEUM QUARTER
- 030 2010年上海世博会中国馆
CHINA PAVILION AT EXPO 2010 SHANGHAI
- 031 2010年上海世博会丹麦馆
DANISH PAVILION AT EXPO 2010 SHANGHAI
- 032 2010年上海世博会伦敦零碳馆
LONDON ZERO-CARBON PAVILION AT EXPO 2010 SHANGHAI
- 034 奥斯陆新DEICHMANSKE图书馆
NEW DEICHMANSKE LIBRARY IN OSLO
- 035 中东现代艺术博物馆
MUSEUM OF MIDDLE EASTERN MODERN ART
- 036 萨马兰奇纪念馆
SAMARANCH MEMORIAL MUSEUM
- 037 梅塞德斯—奔驰博物馆
MERCEDES-BENZ MUSEUM
- 038 台湾塔城市博物馆
TAIWAN TOWER CITY MUSEUM
- 040 欧洲和地中海文明博物馆
MUSÉE DES CIVILISATIONS DE L'EUROPE ET DE LA MÉDITERRANÉE
- 042 可持续性博物馆
SUSTAINABILITY MUSEUM
- 043 圣地亚哥现代艺术博物馆
MUSEUM OF CONTEMPORARY ART SANTIAGO YDANEZ
- 044 里应外合博物馆
INSIDE-OUT TOWER
- 048 无盒装—博物馆设计
UNBOXED
- 054 演化变异—惠特尼博物馆设计
EVOLUTIONARY VARIABILITY - WHITNEY MUSEUM DESIGN
- 057 斯塔万格新考古博物馆
NEW ARCHAEOLOGICAL MUSEUM IN STAVANGER
- 058 探戈塔
TANGO TOWERS
- 059 达尔文中心二期
SECOND PHASE OF THE DARWIN CENTRE
- 060 新北市立美术馆
NEW TAIPEI CITY MUSEUM OF ART
- 061 OMA中国美术馆投标
THE NATIONAL ART MUSEUM OF CHINA
- 062 UNStudio中国美术馆投标
THE NATIONAL ART MUSEUM OF CHINA
- 064 天府美术馆
TIANFU MUSEUM OF MODERN ART
- 065 大芬美术馆
DAFEN ART MUSEUM
- 066 FREDERIKSBERG文化体验馆
HOUSE OF CULTURE AND MOVEMENT, FREDERIKSBERG

- 068** 大皇宫
GRAND PALAIS
- 070** 普尔森社区中心
PULSEN COMMUNITY CENTER
- 072** 埃尔切市礼堂
ELCHE CITY AUDITORIUM
- 073** 达拉纳媒体中心
DALARNA MEDIA ARENA
- 074** 森帕万花筒
SEMPER KALEIDOSCOPE
- 076** SILOO O 攀爬馆
SILOO O
- 078** 灵克宾泳池
RINGKØBING SWIMMING POOL

教育建筑

EDUCATIONAL BUILDING

080

- 082** 珠海学院校园
ZHU HAI COLLEGE CAMPUS
- 083** 丹麦LUCINAHAVEN幼儿园
LUCINAHAVEN - DAY CARE CENTRE
- 084** 四叶苜蓿幼儿园
FOUR-LEAF CLOVER KINDERGARTEN
- 085** 斯洛文尼亚幼儿园
SLOVENIA KINDERGARTEN
- 086** 未来教室
CLASSROOM OF THE FUTURE
- 090** 博洛尼亚新儿童中心
THE NEW CENTER FOR CHILHOOD IN OZZANO
- 091** 桑德堡商学院
BUSINESS COLLEGE SOENDERBORG
- 092** 美国洛杉矶9号高中
CENTRAL LOS ANGELES AREA HIGH SCHOOL #9
- 093** 奥胡斯工程学院
ENGINEERING COLLEGE OF AARHUS
- 094** 威图斯白令大学创新园
VITUS BERING INNOVATION PARK

- 096** 新加坡科技与设计大学
SINGAPORE UNIVERSITY OF TECHNOLOGY AND DESIGN
- 100** 帕纳姆中心科学大厦
SCIENCE TOWER FOR THE PANUM COMPLEX
- 104** 奥胡斯大学植物园温室—可持续温室
AARHUS UNIVERSITY HOTHOUSE IN THE BOTANICAL GARDEN - A SUSTAINABLE HOTHOUSE
- 106** 西交利物浦大学行政信息楼
XI'AN JIAOTONG-LIVERPOOL UNIVERSITY ADMINISTRATION INFORMATION BUILDING
- 107** 美国麻省理工学院西蒙斯大厅
SIMMONS HALL, MASSACHUSETTS INSTITUTE OF TECHNOLOGY
- 108** 斯图加特大学像素大厦
STUTTGART UNIVERSITY VOXEL

医疗建筑

MEDICAL BUILDING

110

- 112** 新奥胡斯大学医院
NEW UNIVERSITY HOSPITAL IN AARHUS
- 114** 根措夫特医院扩建
GENTOFTE HOSPITAL EXTENSION
- 116** 韦斯特福尔医院
VESTFOLD HOSPITAL
- 117** 阿拉瓦老年之家
NURSING HOME IN ALAVA
- 118** HEP HOUSE低能耗老年之家
THE HEP HOUSE
- 119** LIVSRUM癌症咨询中心
LIVSRUM

商业建筑

COMMERCIAL BUILDING

120

- 122** 嘉德置地来福士广场
SLICED POROSITY BLOCK

- 123** 世界设计园综合体
WORLD DESIGN PARK COMPLEX
- 124** GENNEVILLIERS酒店
GENNEVILLIERS
- 129** 贝希特斯加登 HAUS UNTERSBERG青年旅馆
BERCHTESGADEN YOUTH HOSTEL - HAUS UNTERSBERG
- 130** 台阶式购物广场
SHOPPING PILLOW TERRACES
- 132** 壹号酒店
ONE HOTEL
- 134** CLC & MSFL 大厦
CLC & MSFL TOWERS
- 135** 雷克雅未克酒店
HOTEL IN REYKJAVIK
- 138** AQUADOMI浮动酒店
AQUADOMI FLOATING HOTELS
- 140** 文华东方树顶别墅酒店
MANDARIN ORIENTAL TREE-TOP VILLAS
- 142** 意大利佩鲁贾能量屋顶
ENERGY ROOF PERUGIA
- 144** 海湾+沙滩大厦
MARINA + BEACH TOWERS
- 149** 帆船综合体
SAIL HYBRID
- 150** PONTE PARODI综合体
PONTE PARODI
- 152** 超级大碗项目
SUPERBOWL PROJECT
- 154** 亚热带垂直城市
SUBTROPICAL VERTICAL CITY

办公建筑 OFFICE BUILDING

- 158** SOZAWA办公大楼
SOZAWA

- 159** VAKKO时尚及POWER媒体中心
VAKKO FASHION CENTER AND POWER MEDIA CENTER
- 160** 美人鱼塔和岩石
THE MERMAID TOWER AND THE ROCK
- 162** SITRA芬兰创新发展基金LOW2NO可持续发展大厦
SITRA, THE FINNISH INNOVATION FUND LOW2NO SUSTAINABLE DEVELOPMENT
- 164** 安尼伯格信息科学与技术中心—方案II
ANNENBERG CENTER FOR INFORMATION SCIENCE AND TECHNOLOGY - SCHEME II
- 165** 生物圈保护区总部
BIOSPHERE RESERVE HEADQUARTERS
- 166** 巴斯克烹饪中心
BASQUE CULINARY CENTER
- 170** 水晶大厦
KRYSTALKLAR
- 171** LYSHOLT大厦
LYSHOLT TOWER
- 172** 岩石大厦
THE ROCK
- 173** 研究实验室
RESEARCH LABORATORY
- 174** 3D 公园—361° 集团大厦
3D PARK— 361° GROUP BUILDINGS
- 175** 气体绝缘开关设备站
GAS-INSULATED SWITCHGEAR STATIONS
- 176** 卢布尔雅那市政大楼
CITY MUNICIPALITY LJUBLJANA
- 178** 垃圾发电厂
WASTE-TO-ENERGY PLANT
- 180** 滨海大厦
CORNICHE TOWER
- 182** 太阳能办公室
SOLAR POWER OFFICES
- 184** SIPCHEM产品应用开发中心
SIPCHEM PADC
- 186** 深圳国际能源大厦
SHENZHEN INTERNATIONAL ENERGY MANSION
- 187** 齐伯格竖井
SILOS ZEEBURG
- 188** 斯科茨大厦
THE SCOTTS TOWER

156

交通建筑

TRANSPORTATION BUILDING

190

- 192 斯德哥尔摩渡轮码头
NEW TERMINAL FOR STOCKHOLM
- 194 里加国际机场
RIGA AIRPORT
- 196 布鲁塞尔机场连接建筑
BRUSSELS AIRPORT CONNECTOR
- 197 “建设者”大卫王国际机场
KING DAVID THE BUILDER INTERNATIONAL AIRPORT
- 198 奥胡斯DSB地区公交总站
DSB-AREAS AND BUSTERMINAL IN AARHUS
- 203 白湾码头
WHITE BAY TERMINAL

居住建筑

RESIDENTIAL BUILDING

204

- 206 K街区公寓
FUNEN BLOK K
- 207 ZAC DU COTEAU 复合式住宅
ENSEMBLE IMMOBILIER DE LOGEMENTS SOCIAUX
ET EN ACCESSION ZAC DU COTEAU
- 208 住宅和公共汽车中心
LOGEMENTS ET CENTER-BUS
- 210 I'PARK城样板房
MODEL HOUSE FOR I'PARK CITY
- 211 鄂尔多斯 100
ORDOS 100
- 212 黑色草甸公寓
BLACK MEADOW
- 215 NORRA DJURGAARDSSTADEN 可持续住宅
NORRA DJURGAARDSSTADEN SUSTAINABLE TOWN HOUSE
- 216 STRUSSHAMN 社区
STRUSSHAMN
- 217 奥胡斯港区冰山住宅综合楼
THE AARHUS DOCKLANDSS
- 218 珍宝公园
PRECIOUS PARK
- 219 北京万通示范性住宅
WANTONG PROTOTYPE HOUSE
- 220 洗牌—EUROPAN 10 竞赛
SHUFFLE - EUROPAN 10 COMPETITION
- 224 窝村公寓
NEST VILLAGE APARTMENTS
- 226 莲花大厦
LOTUS TOWERS
- 228 迈阿密大厦
MIAMI TOWER
- 230 龙山国际商务区“项目R6”
YONGSAN INTERNATIONAL BUSINESS DISTRICT
“PROJECT R6”
- 232 立方体住宅
CUBE
- 234 松岛地标大厦A4
SONGDO LANDMARK CITY BLOCK A4
- 235 T别墅扩建
VILLA T-EXTENSION
- 236 HENIUS住宅
HENIUS HOUSE
- 238 X住宅
X HOUSE
- 242 温伯格别墅
HAUS AM WEINBERG
- 244 NM 别墅
VILLA NM
- 247 海港石头
HARBOUR STONES
- 248 临终关怀小屋
A HOUSE AWAITING DEATH
- 251 BRABRAND 房屋协会的新住宅区
BRABRAND HOUSING ASSOCIATION'S
NEW RESIDENTIAL COMPLEX
- 252 曼努埃尔别墅
MANUEL VILLA
- 254 丝带住宅
RIBBON HOUSE

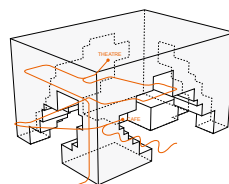
CULTU AND SPOR= BUILDI

CREATIVE DIAGRAM IN ARCHITECTURE

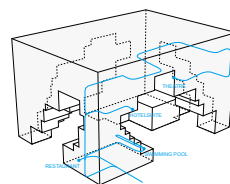


文体建筑


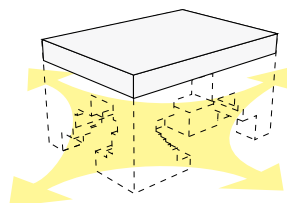
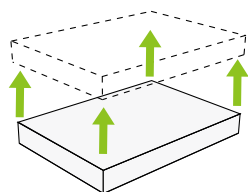
008—079



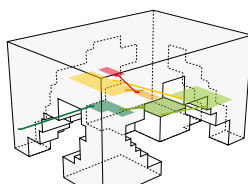
Theatre guest



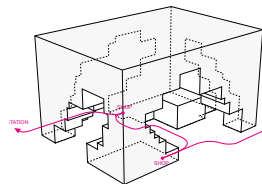
Hotel guest



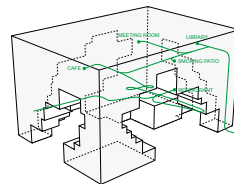
Elevated program creates a new covered square for the city that provides shade and shelter



Escalators

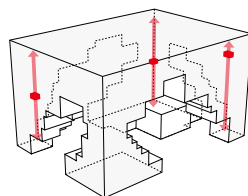


Passer by

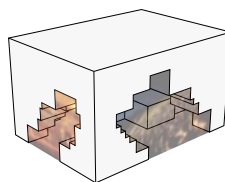


Library guest

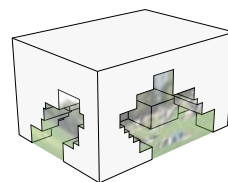
POSSIBLE VISITOR SCENARIOS



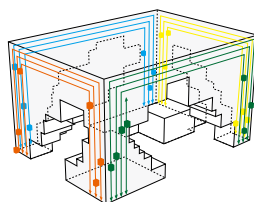
Big Theatre Elevator/People Mover



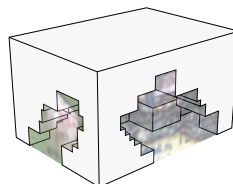
Cultural Square



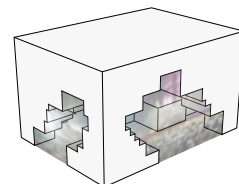
Green Square



Facade elevators

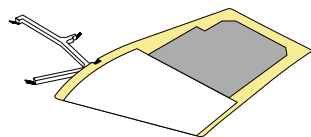


Sport Square

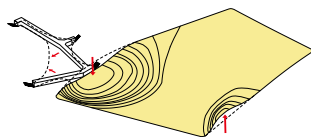


Party Square

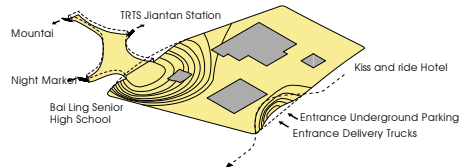
POSSIBLE SQUARE SCENARIOS



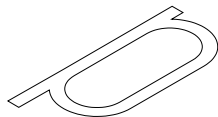
Existing Situation



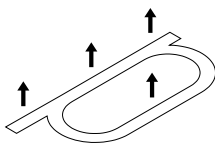
Push and Pull



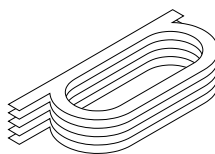
Fluent connection with surrounding areas and underground parking.



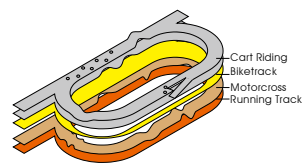
Existing Running Track



Copy Paste



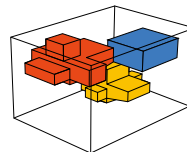
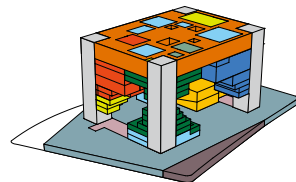
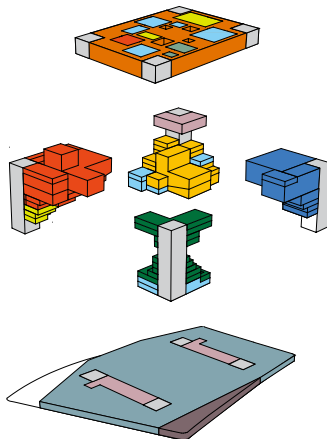
Track Building



Differentiate program

PROPOSAL: INTENSIFY PUBLIC PROGRAMS AROUND THE SITE BY TRANSFORMING EXISTING RUNNING TRACK INTO A TRACK BUILDING

1. Grand theater
 - control room & storage
 - back stage
 - stage
 - auditorium
 - foyer
2. Proscenium playhouse
 - control room & storage
 - back stage
 - stage
 - auditorium
 - foyer
3. Multiform theater
 - control room & storage
 - back stage
 - auditorium
 - foyer
4. Performance service space
 - rehearsal space
5. Technical support area
 - technical premises
6. Administrative space
 - library
 - conference room
 - administrative/ management offices
7. Maintenance & service area
 - maintenance/ utility
 - parking facility
 - restaurant and gallery
8. Linkage space
 - lobby
9. Extra program
 - parking facility
 - bar/cafe
 - hotel



WAALSE KROOK图书馆

LIBRARY WAALSE KROOK

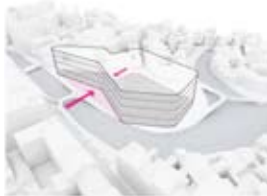
设计公司 / UNStudio
地点 / 比利时, 根特



1 Interconnections and tangents



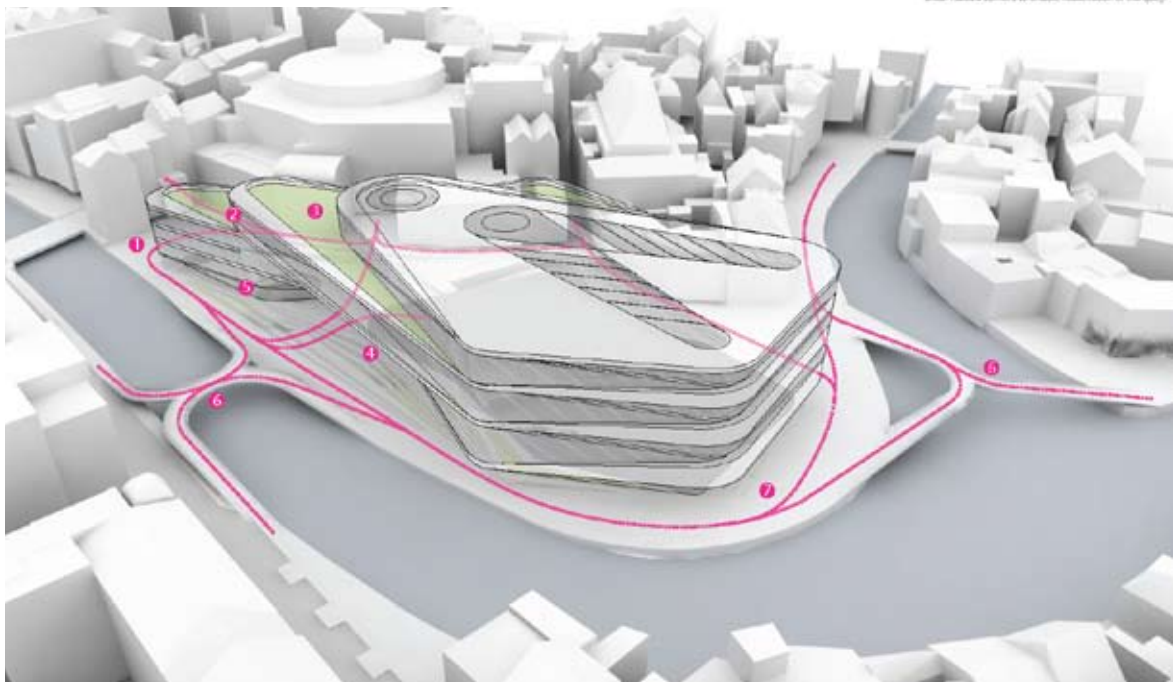
2 Maximum volume envelope

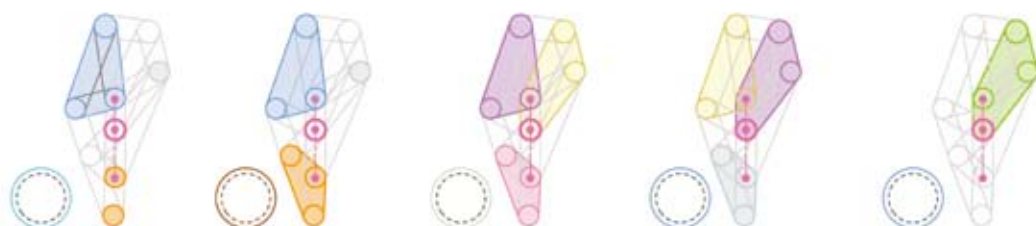
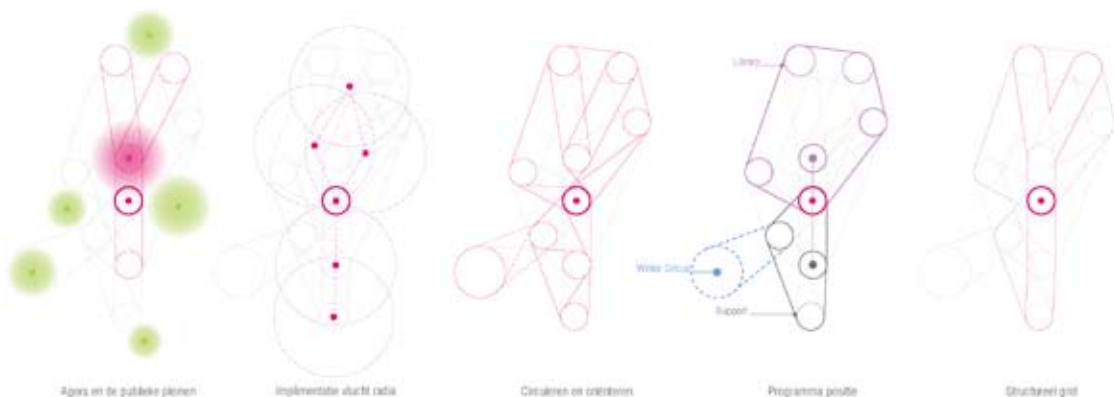


3 Introduction public squares and accumulation of views to the surroundings



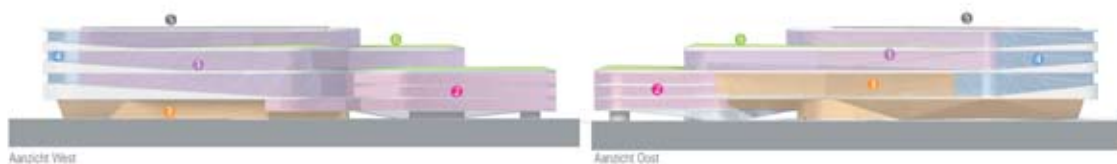
4 Footprint compensated with green roofs and addition of terraces in order to maintain views from and to the area. Raised corners to enable reactivation of the quay



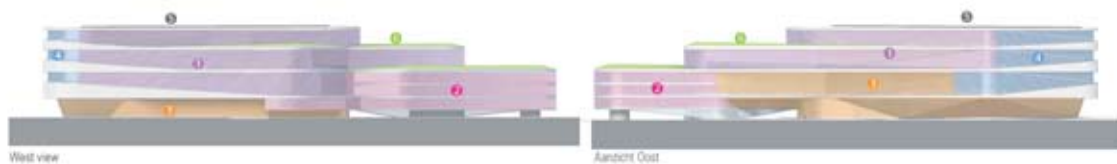


Bibliotheek van de toekomst


- Centrum voor Nieuwe Media
- Cultuur Bibliotheek
- Back office
- Kernen Bibliotheek
- Gemeenschappelijke ruimtes
- Jeugd Bibliotheek
- Auditorium = Restaurant



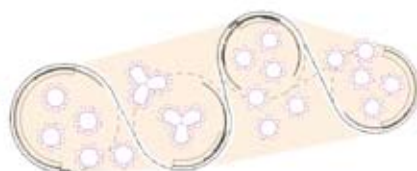
- 1 Automatische zonwering
- 2 Zonwerend glas met fitting
- 3 Natuurlijk zonwerende werking van de uitkraging
- 4 Energie efficiënt glas
- 5 Skylight uitgerust met lamellen
- 6 Groen dak



- 1 Automatic solar control
- 2 Solar control glass with fitting
- 3 Natural solar control by means of cantilever
- 4 Energy efficient glass
- 5 Skylight equipped with lamellas
- 6 Green roof



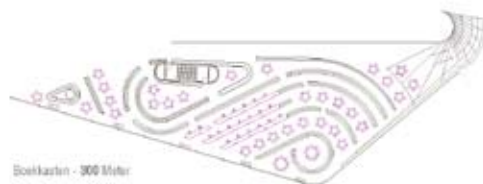
Zitplaatsen - 100
Modulairbare lokalen - 4



Zitplaatsen - 200
Modulairbare lokalen - 4



Boekkasten - 350 Meter
Zitplaatsen - 100 plaatsen



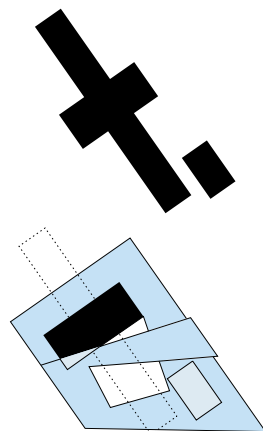
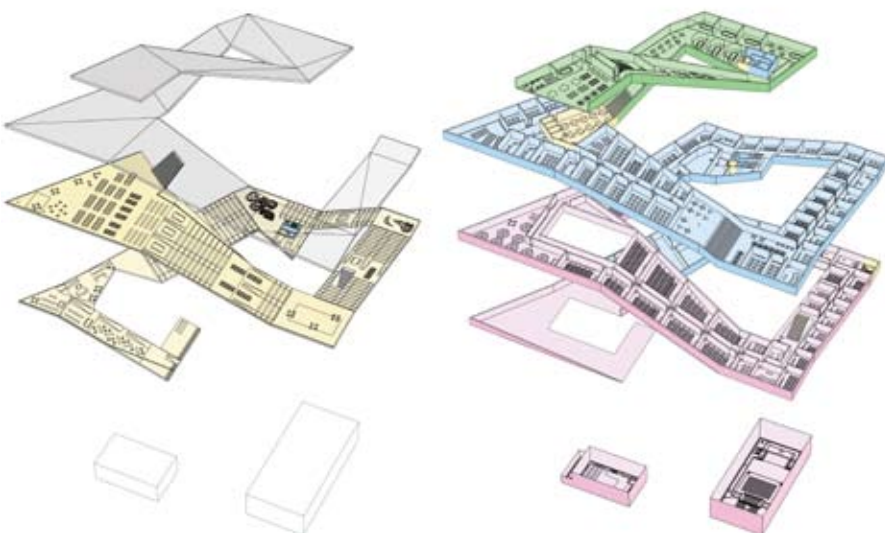
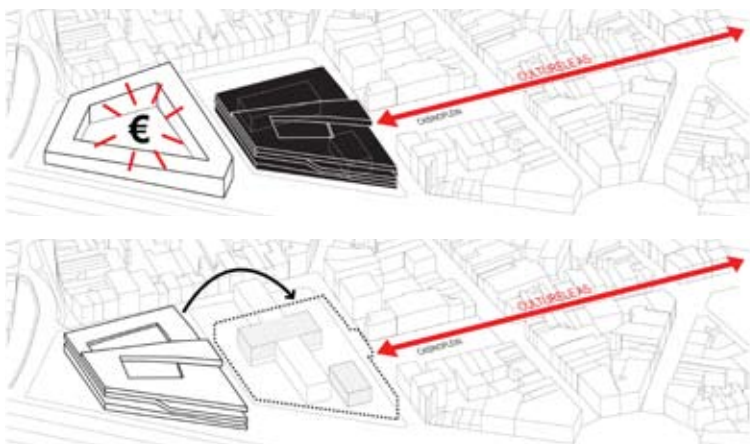
Boekkasten - 300 Meter
Zitplaatsen - 200 plaatsen



科特赖克LLIBRARY图书馆

KORTRIJK LLLIBRARY

设计公司 / REX
地点 / 比利时, 科特赖克


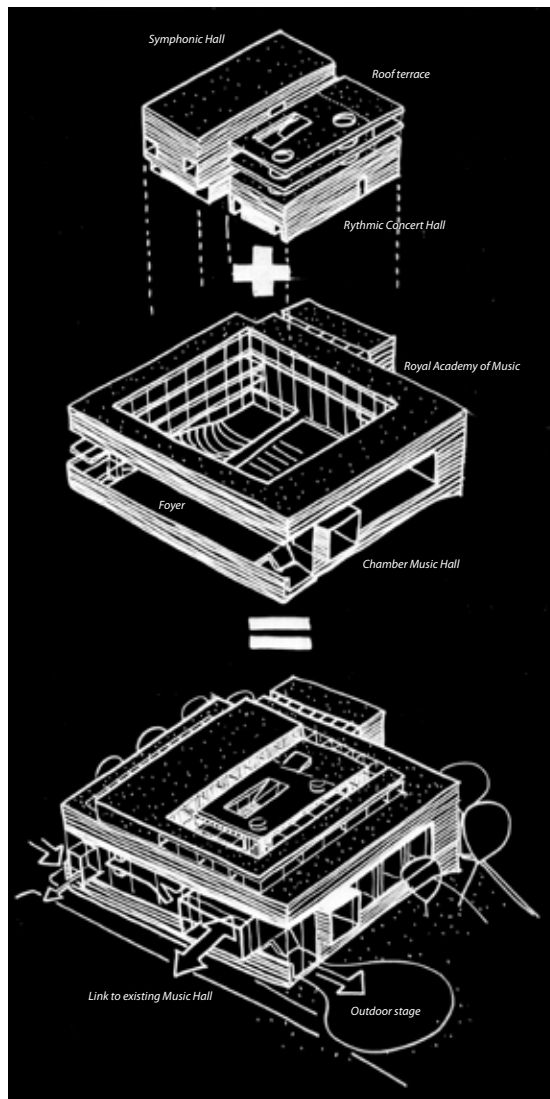
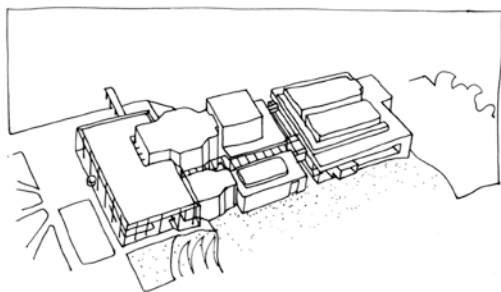


奥胡斯音乐厅

THE CONCERT HALL AARHUS

设计公司 / C. F. Møller Architects

地点 / 丹麦, 奥胡斯



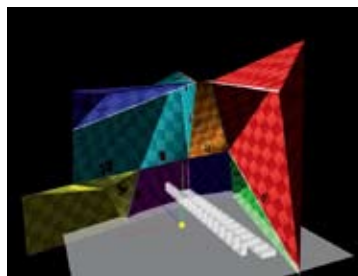
PAVILION21微型歌剧空间

PAVILION 21 MINI OPERA

设计公司 / 蓝天组
地点 / 德国, 慕尼黑



CONTROL 0



CONTROL 1




PROJECTION 1



PROJECTION 2



FREQUENZAUSCHNITT
FREQUENCY SECTION




SONAGRAMM
SONOGRAM



BESTIMMT DIE GRÖSSE DER SPIKES
DETERMINES THE SIZE OF THE SPIKES



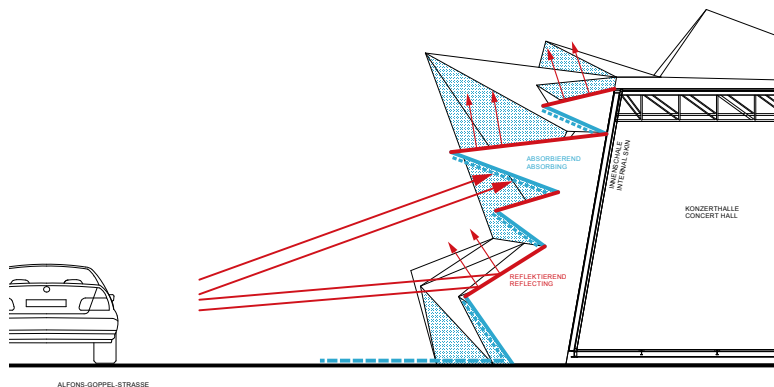
FREQUENZAUSCHNITT
FREQUENCY SECTION



SONAGRAMM
SONOGRAM



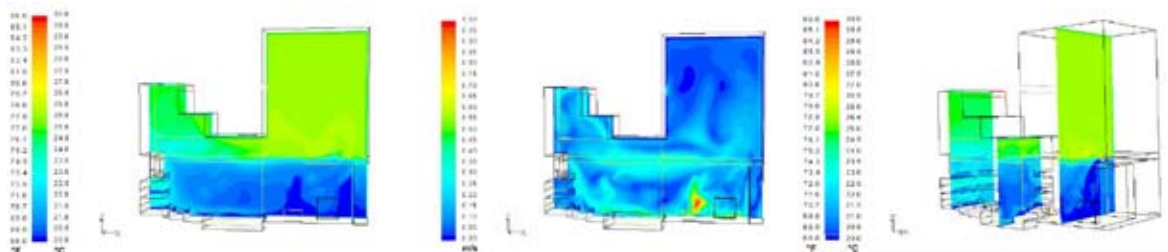
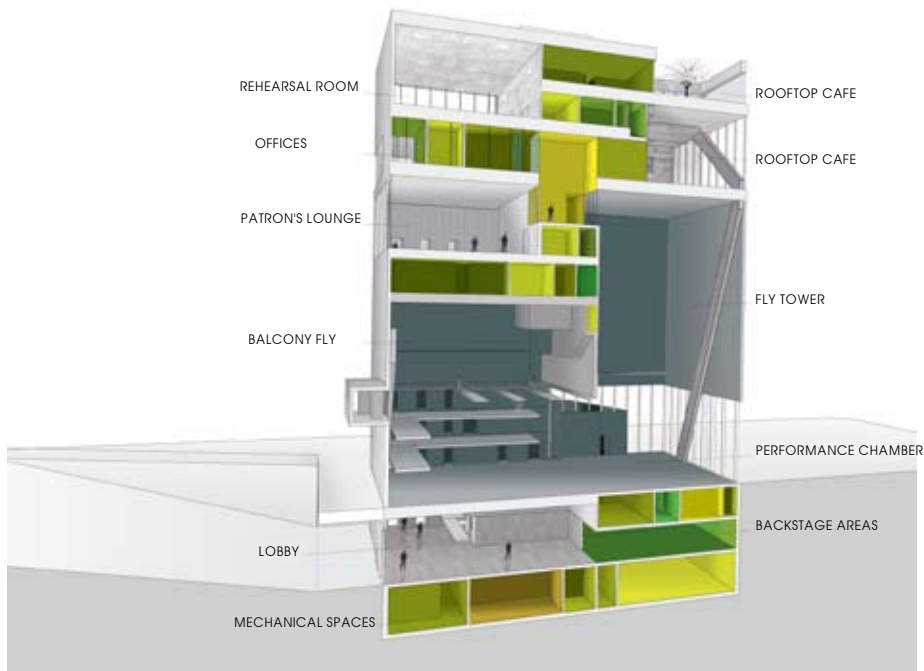
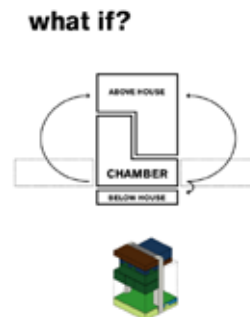

BESTIMMT DIE RICHTUNG DER SPIKES
DETERMINES THE DIRECTION OF THE SPIKES



迪—查尔斯威利剧院

DEE AND CHARLES WYLY THEATER

设计公司 / OMA
地点 / 美国, 德州, 达拉斯
图片提供 / OMA



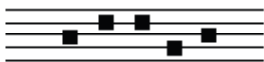
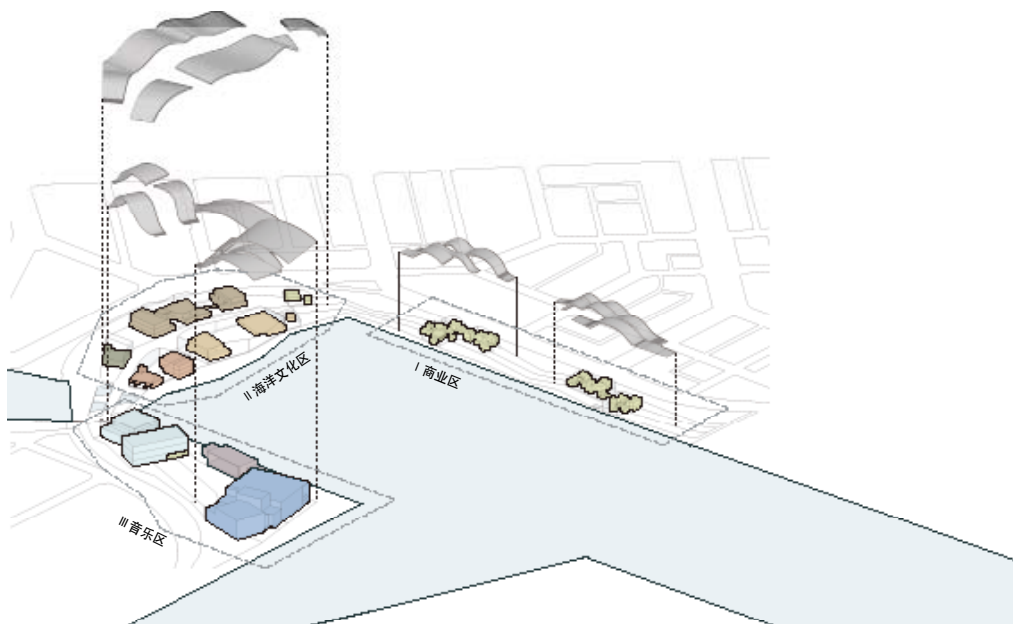
DALLAS WYLY THEATER AIR VELOCITIES

海洋文化及流行音乐中心

KAOHSIUNG MARITIME CULTURAL & POPULAR
MUSIC CENTER

设计公司 / Beijing Matsubara and Architects

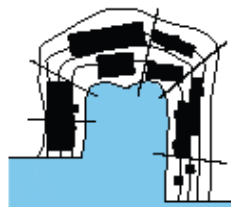
地点 / 中国, 台湾



1. 宛如“五线谱”一样，将基地分割成4块，分散配置箱体形状的建筑。



2. 配合沿水线弯曲的“五线谱”。

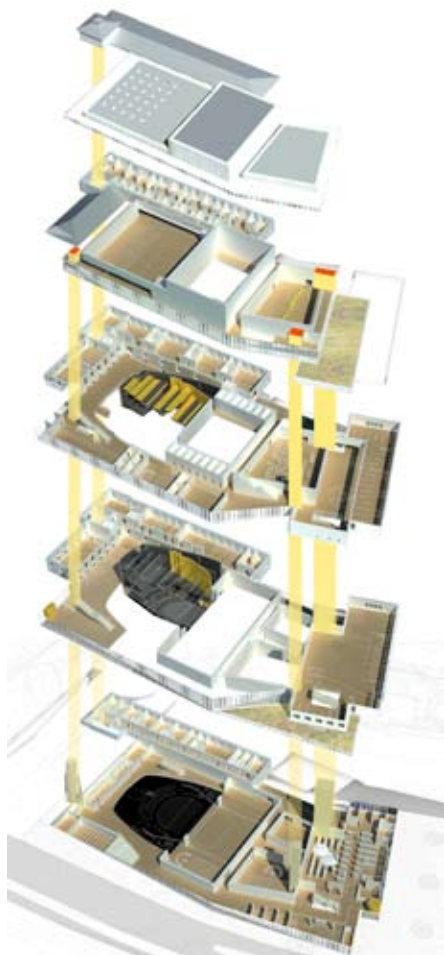


3. 配合基地地形，进而让“五线谱”变化。宛如跨越几座箱体建筑，把几处波形屋顶连接起来。

克里斯蒂安歌剧和文化中心


KRISTIANDSUND OPERA AND CULTURE CENTRE

设计公司 / C. F. Møller Architects
地点 / 挪威, 克里斯蒂安

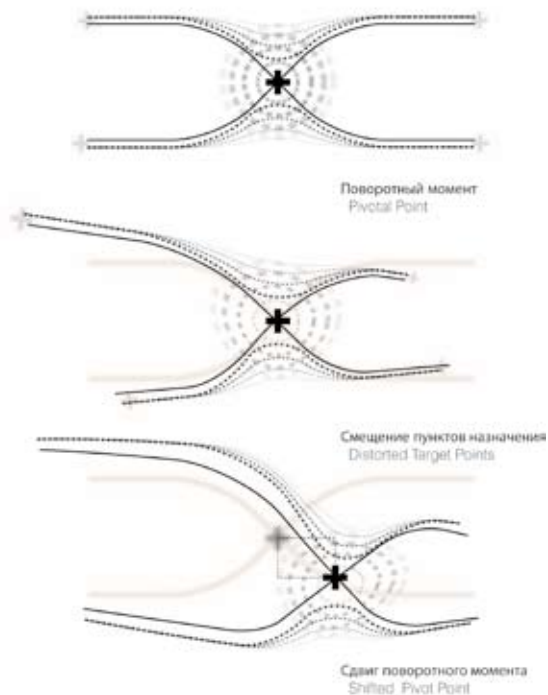


舞蹈宫 DANCE PALACE

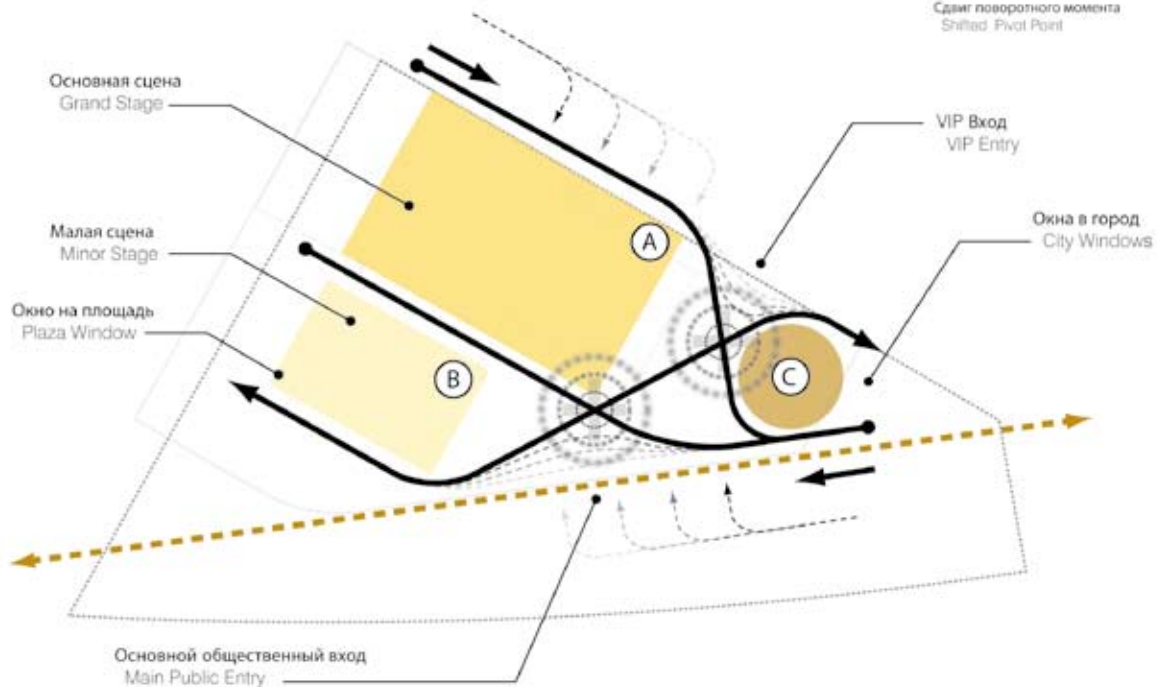
设计公司 / UNStudio
地点 / 俄罗斯, 圣彼得堡



гибкая X-модель
FLEXIBLE X-TYPE



Принцип плана
PLAN PRINCIPLE



JØSSINGFJORD 矿石博物馆

JØSSINGFJORD MINE MUSEUM

设计公司 / David Garcia Studio
地点 / 挪威, Jøssingfjord



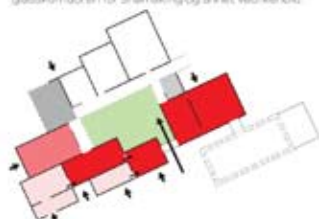
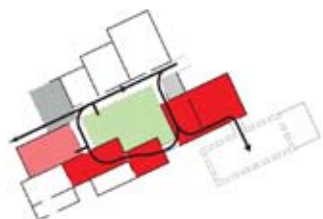
RUTER FOR BESØK OG INNLEVERING

Funksjonaliteten er tenkt ut fra forskjellige scenarier: museumsbesøk, formidling og innlevering

De permanente utstillingene er delt opp i en kjede av rom som plasserer seg rundt utendørsutstillingen.

Auditoriet har form som et amfi, og har plass til 100 personer. Det er direkte adgang til foyeren, og auditoriet kan derfor brukes utenfor museets åpningstid også.

Det finnes egne innleveringsporter til magasin, utstillingslokaler og kaféen. En mindre traktor kan kjøre inn til det indre gårdanrom gjennom åpningen i glasskorridoren for anordning og annet vedlikehold.



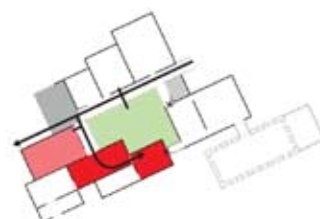
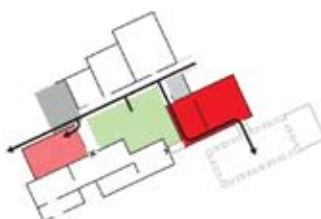
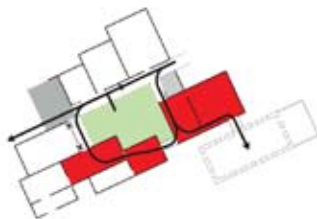
MULIGHETER FOR STENGING AV UTSTILLINGSROM

Hvert enkelt utstillingslokale kan stenges, uten at det påvirker adgangen til de andre lokalene

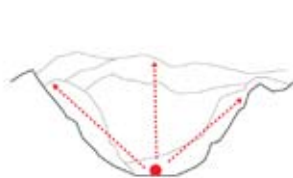
Permanent utstilling åpen
Skiftende utstilling lukket

Halvparten av permanent utstilling lukket

Permanent utstilling lukket



ILMENITT



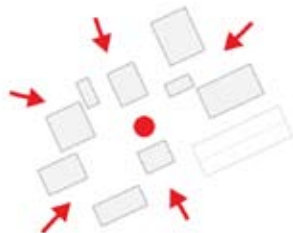
Vertikalt landskap



Horisontalt landskap



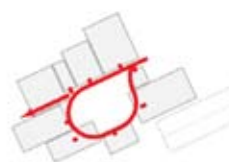
Historisk landskap



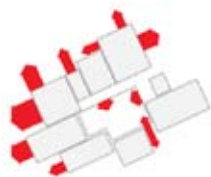
Tunformasjon av klyngehusene



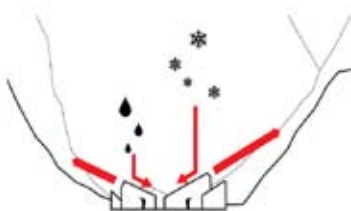
Tunformasjon som bygning




Klyngen distribuert om flow




Utsyn fra bygningen



Utsyn gjennom takvinduer
Bratt takhelling pga. nedber



BNUT 1:500

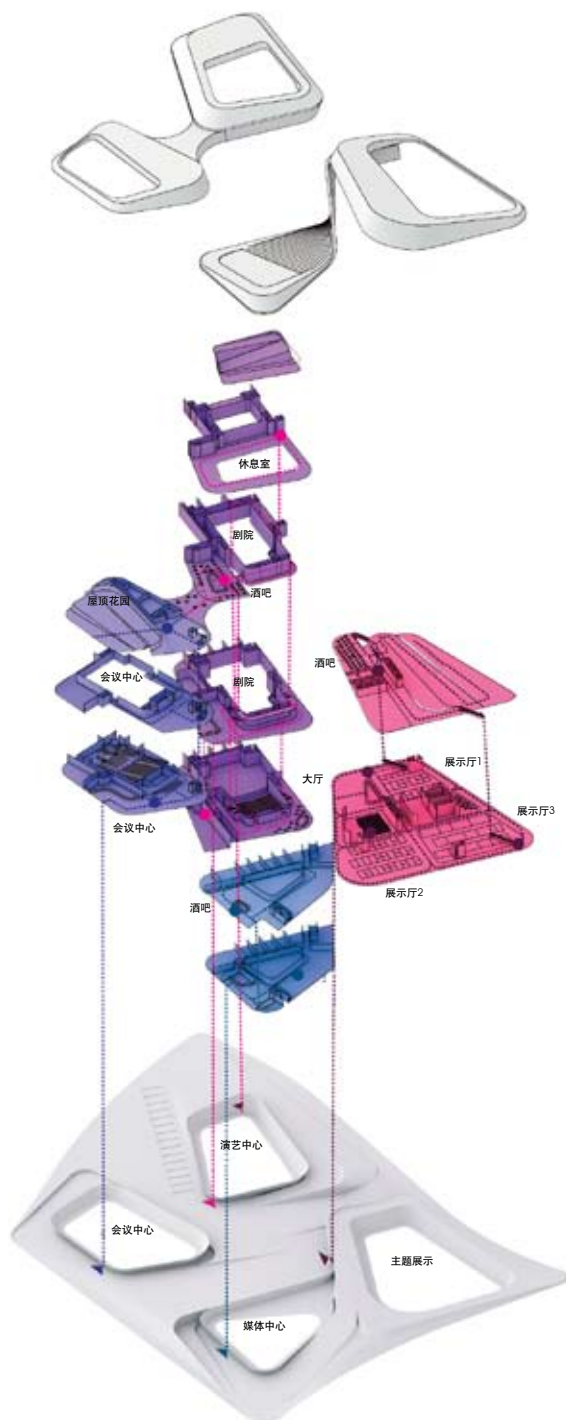
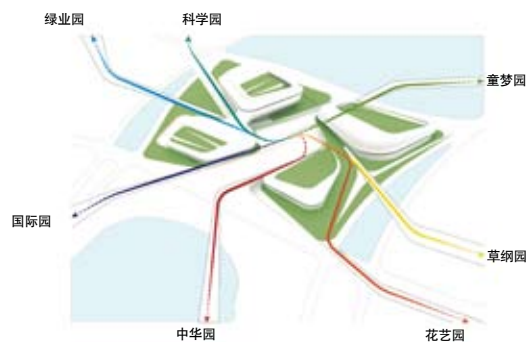


SPETT 1:500

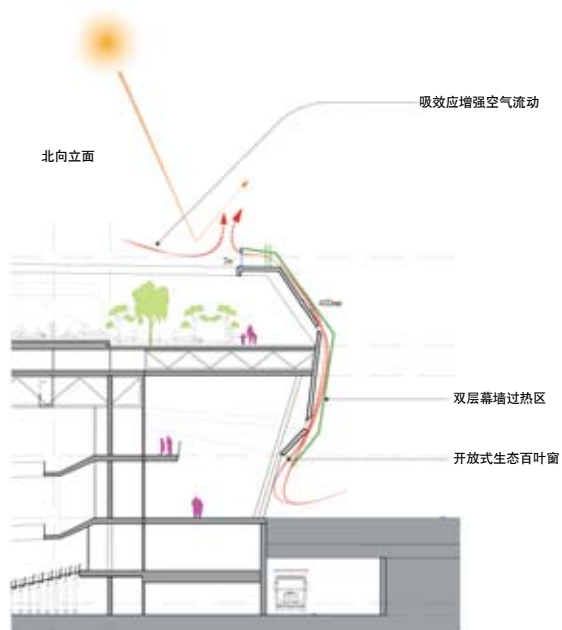
青岛世界园艺博览会主题馆

QINGDAO WORLD HORTICULTURAL EXPO THEME PAVILION

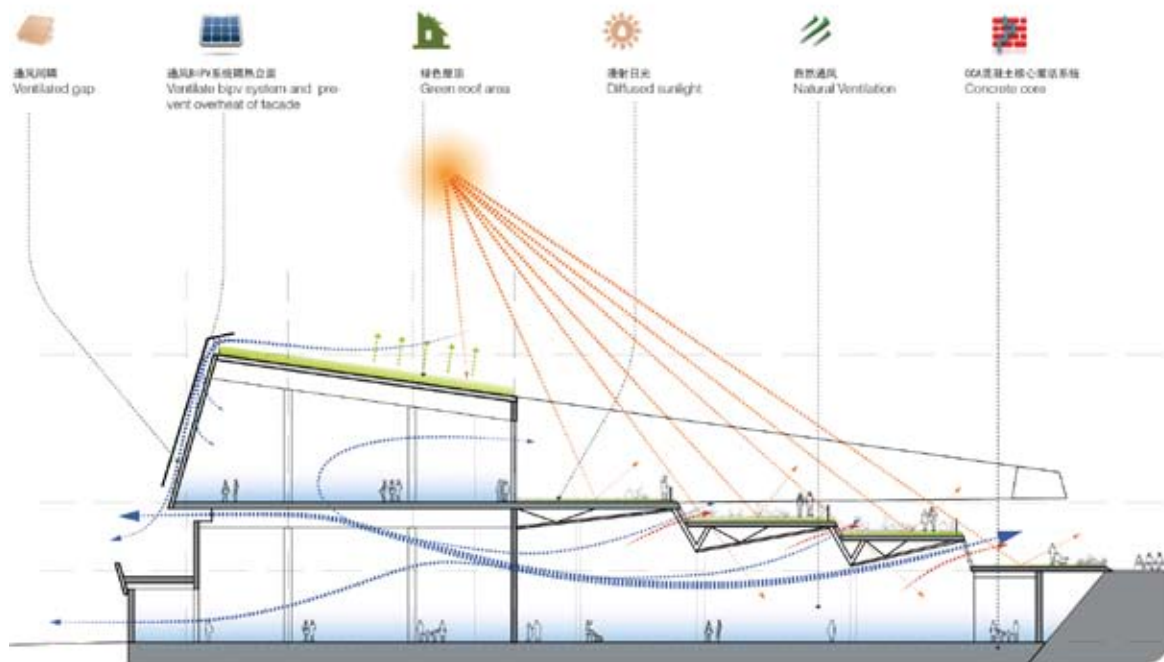
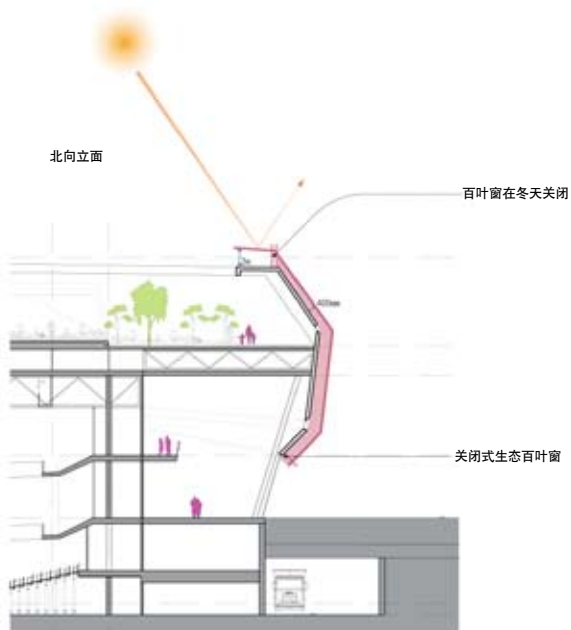
设计公司 / UNStudio
地点 / 中国, 青岛



夏天条件



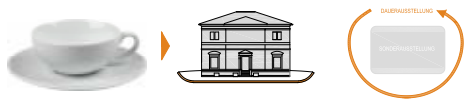
冬天条件



RICHARD WAGNER博物馆扩建

RICHARD WAGNER MUSEUM EXTENSION

设计公司 / OFIS
地点 / 德国, 拜罗伊特



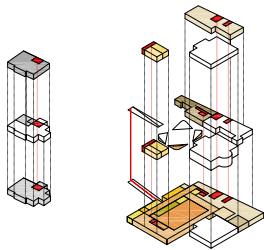
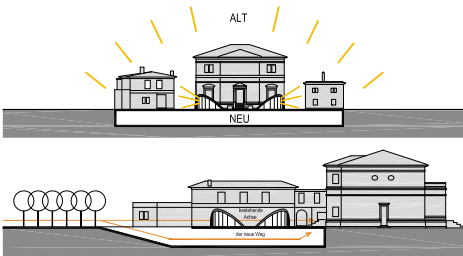
NEUE ARCHITEKTUR IM HISTORISCHEN KONTEXT

Mit dieser neuen architektonischen Ergänzung auf dem Gelände, welches die historische Identität des Gesamtens selbst ist und gleichzeitig eine neue soziale Plattform schafft, überwindet sich die historische Ästhetik, welche zum Ort und die historische Bausubstanz, insbesondere die der ursprüngliche Ort, welche der Ort ist, durch die neue Ästhetik der neuen Ästhetik. Der neue Museumsbau ist für einen öffentlichen Ort, welcher die Identität der Ausstellung in den vorhandenen Bausubstanz, somit verbindet die Vergangenheit mit der Zukunft und die Identität der Identität.

Die drei neuen Gebäudelemente in Form einer der drei Gebäude, welche auf eine einheitliche Museum aufbauen werden. Sie sind als Einheit verbunden und nur allein aber neuen Platz haben, die die gesamte, bestehende Fläche auf eine Weise zu verbinden, die die Identität der neuen Ästhetik der neuen Ästhetik. Das neue Museum ist durch ein neues zentrales Element, der Museumsanwendung, integriert, welche auf der Museumsanwendung, der neuen Fläche durch den Park, die die Identität der neuen Ästhetik der neuen Ästhetik.

RAUMORDNUNG

Die gesamte neue Ausstellung ist einheitlich strukturiert. Von der Lobby gelangt man über das Café und die Pflanzengasse zum Zentrum. Das Pflanzengasse Zentrum ist ein zentraler Ort, welcher die Identität der Identität. Die Museumsanwendung ist ein zentraler Ort, welcher die Identität der Identität. Die Museumsanwendung ist ein zentraler Ort, welcher die Identität der Identität.

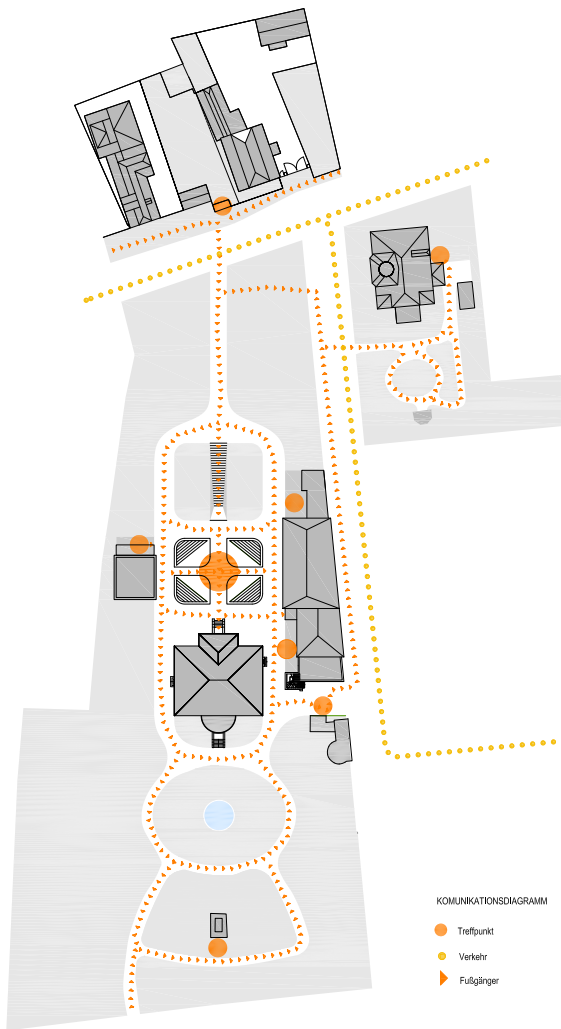


OBERGESCHOSS
Sonderausstellung
Museumsgalerie_Sonderausstellung
Museumsgalerie_Galerie
Administration

ERDGESCHOSS
Sonderausstellung
Museumsgalerie_Galerie
Museumsgalerie_Service
Museumsgalerie_Galerie
Administration

UNTERGESCHOSS
Sonderausstellung
Museumsgalerie_Galerie
Papier
Kasse, Museumshop
Bar/Bistro
Küche
Hauswirtschaft
Registrierte

KOMMUNIKATIONSWEGE



KOMMUNIKATIONS-DIAGRAMM

● Treffpunkt
● Verkehr
▶ Fußgänger

芬洛博物馆区 VENLO MUSEUM QUARTER

设计公司 / HOSPER I.c.w. LAgroup
地点 / 荷兰, 芬洛



Venlo Museum Quarter model 1: hall



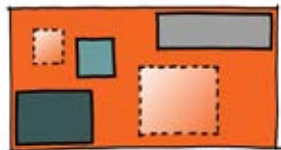
Venlo Museum Quarter model 2: tower



model 1: hall



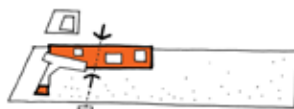
model 2: tower



organizing principle hall
(connecting individual institutions)



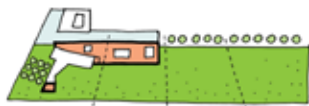
organizing principle tower
(minimize connections)



hall: orientation



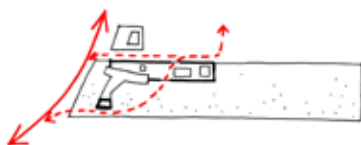
tower: orientation



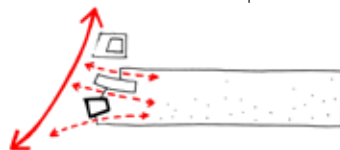
hall: enlarge park



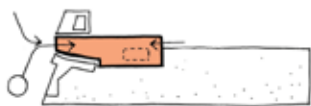
tower: add square



hall: connection



tower: beacon



hall: underground parking

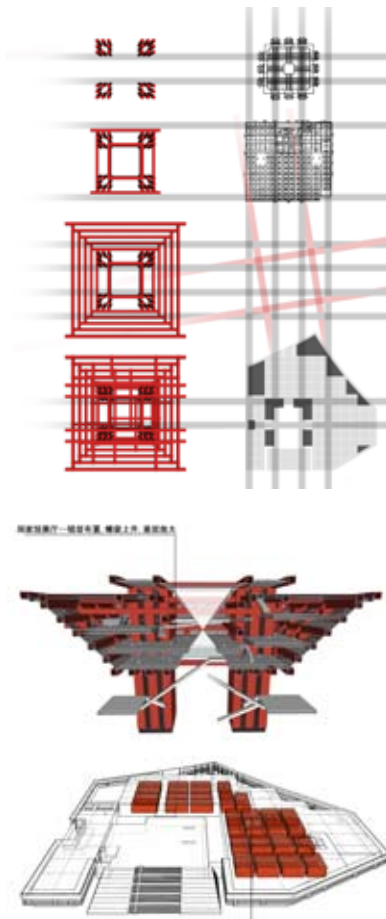
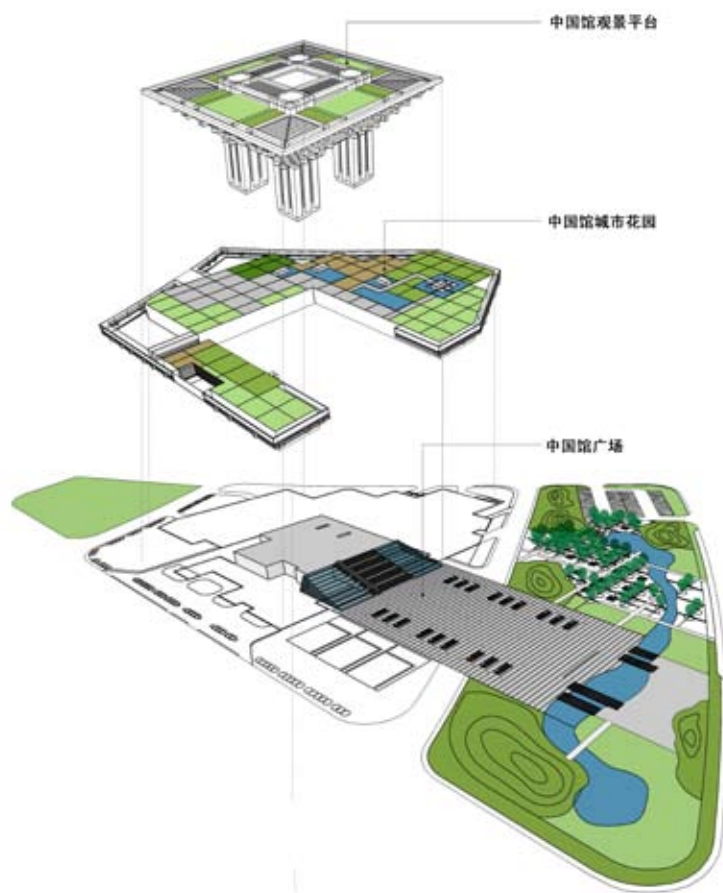
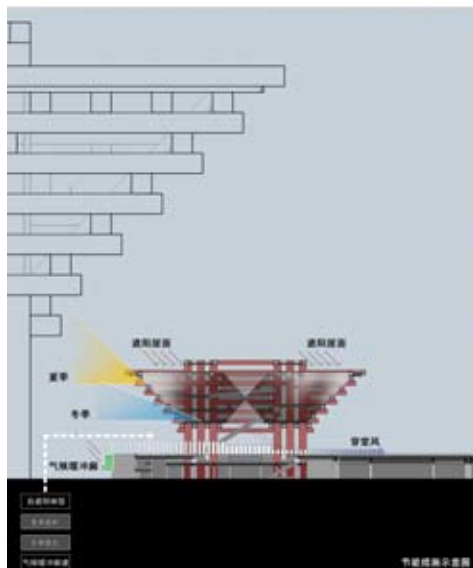


tower: underground parking

2010年上海世博会中国馆

CHINA PAVILION AT EXPO 2010 SHANGHAI

设计公司 / 何镜堂
地点 / 中国, 上海




2010年上海世博会丹麦馆

DANISH PAVILION AT EXPO 2010 SHANGHAI

设计公司 / BIG-Bjarke Ingels Group

地点 / 中国, 上海



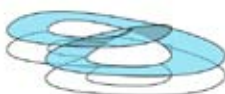
Linear exhibition




Exhibition circuit



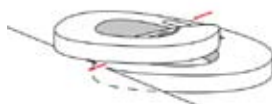
Continuous exhibition



Roof terrace, like parking and restaurant



Space are interconnected to create continuity between inside and outside - pedestrians and bicycles

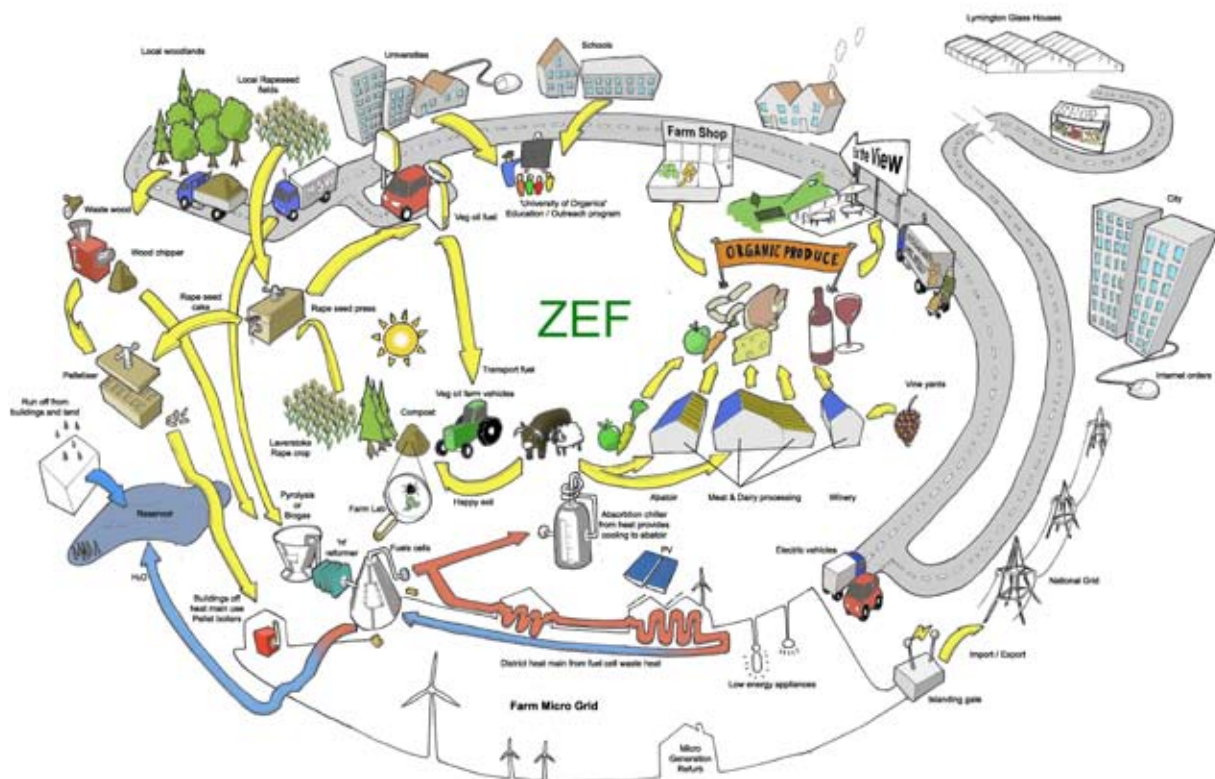


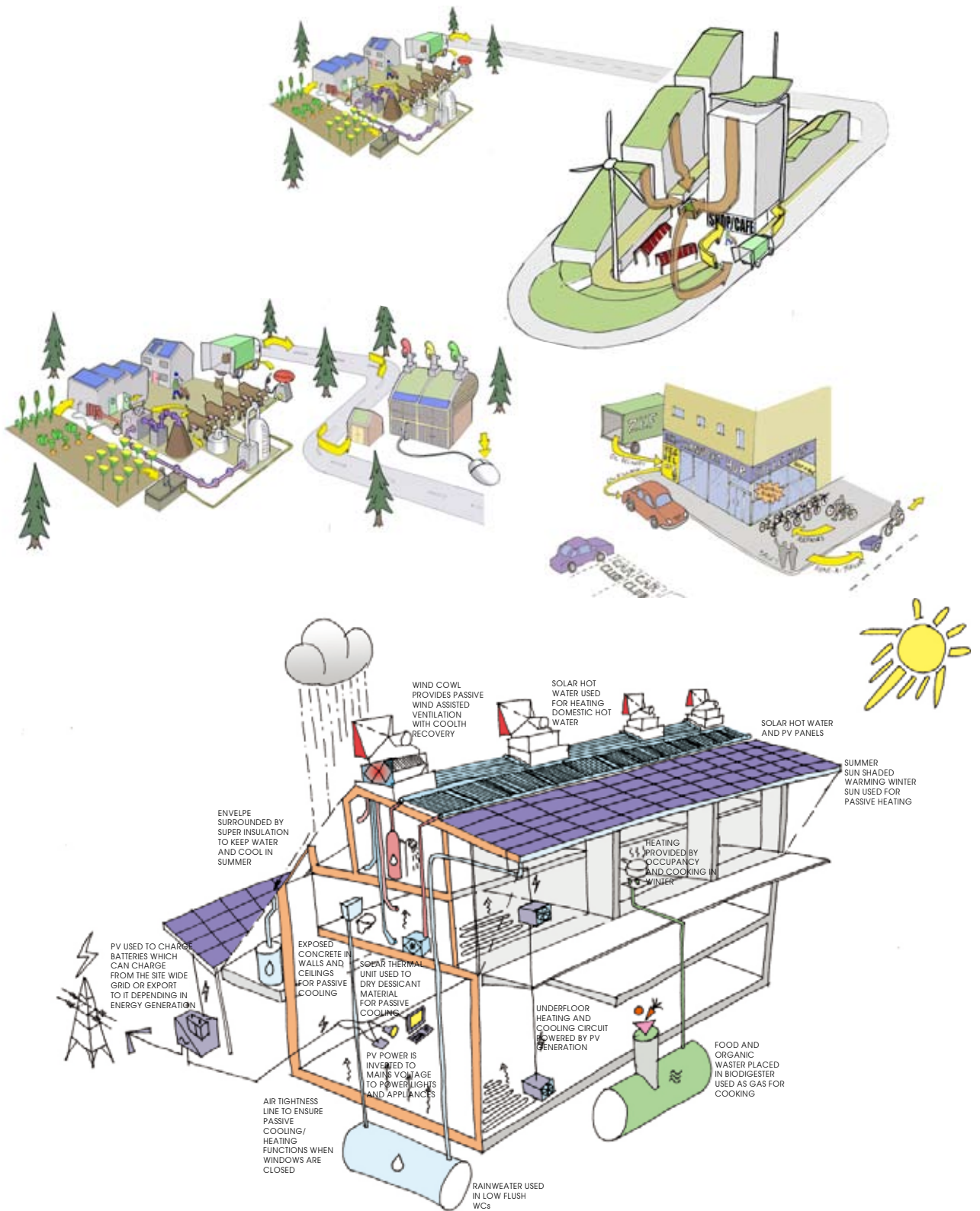
Pavilion bridging ground and elevated promenade



2010 SHANGHAI

地点 / 中国，上海







奥斯陆新DEICHMANSKE图书馆

NEW DEICHMANSKE LIBRARY IN OSLO

设计公司 / ADEPT
地点 / 挪威. 奥斯陆

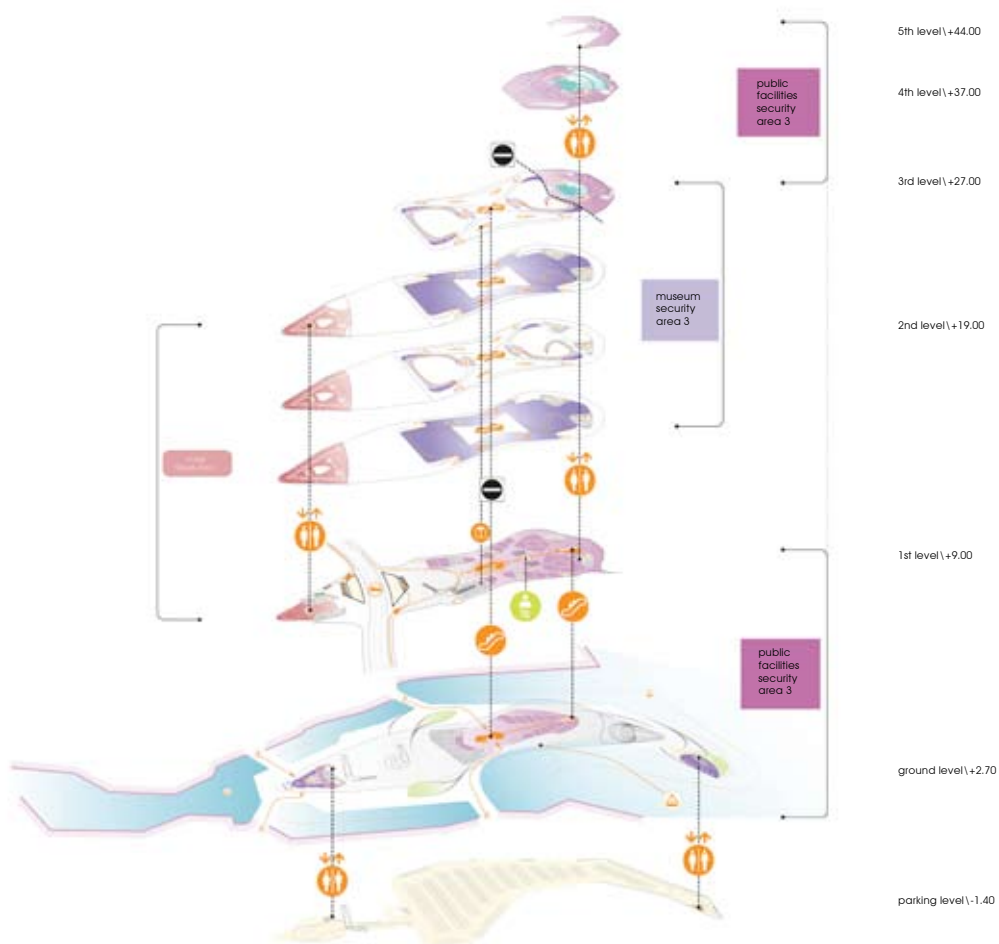
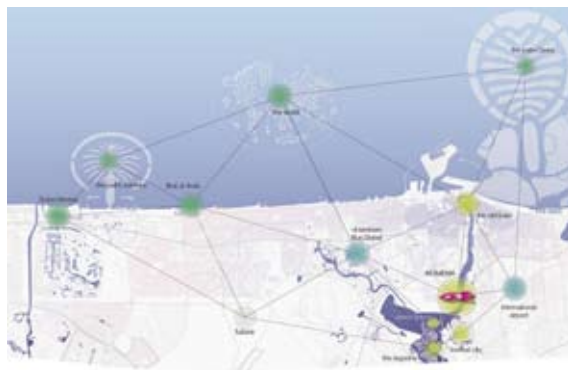


中东现代艺术博物馆

MUSEUM OF MIDDLE EASTERN MODERN ART

设计公司 / UNStudio

地点 / 迪拜



萨马兰奇纪念馆

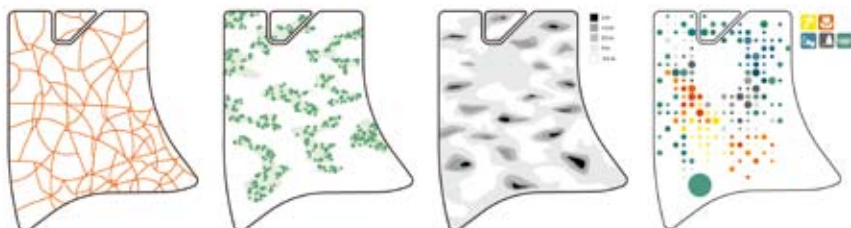
SAMARANCH MEMORIAL MUSEUM

设计公司 / HAO / Holm Architecture Office

地点 / 中国, 天津



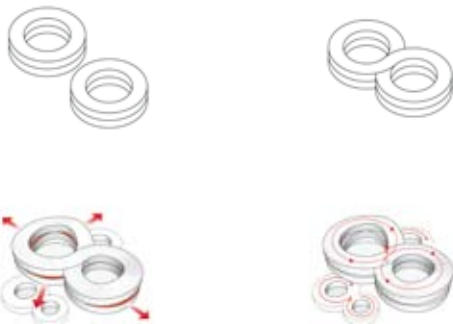
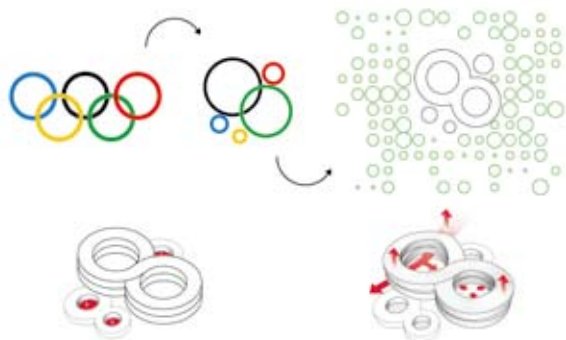
景观平面图



景观分析图

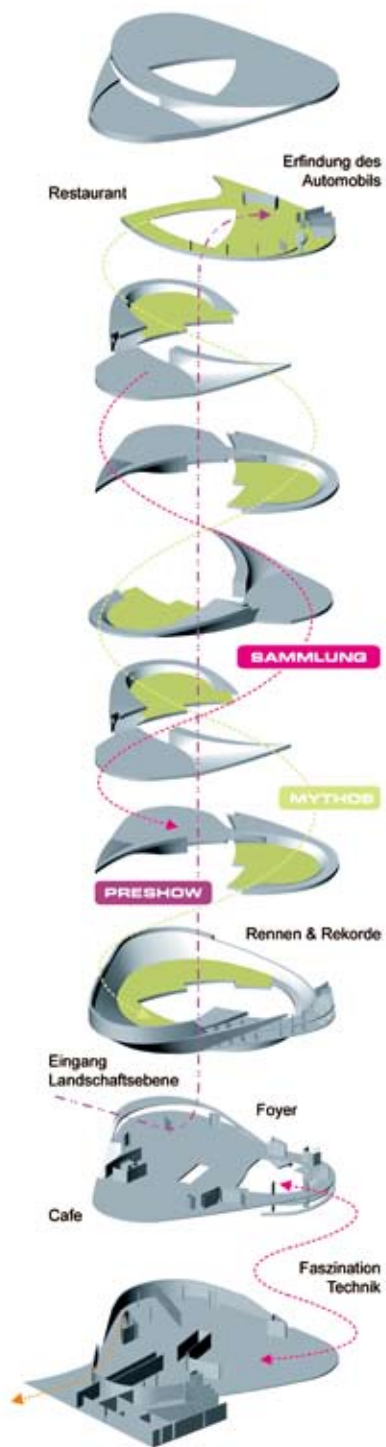
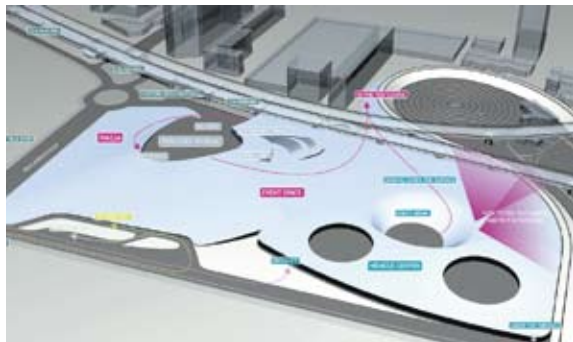
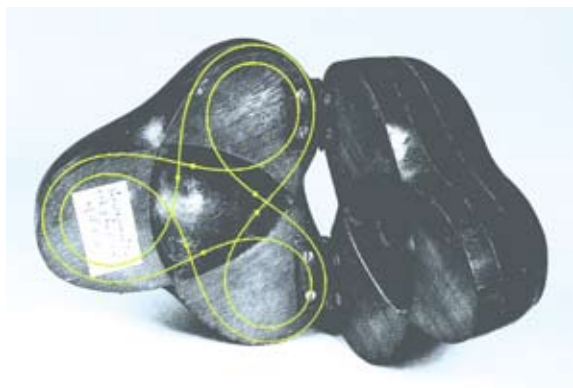


可持续设计分析图



MERCEDES-BENZ MUSEUM

摄影师 / Christian Richters

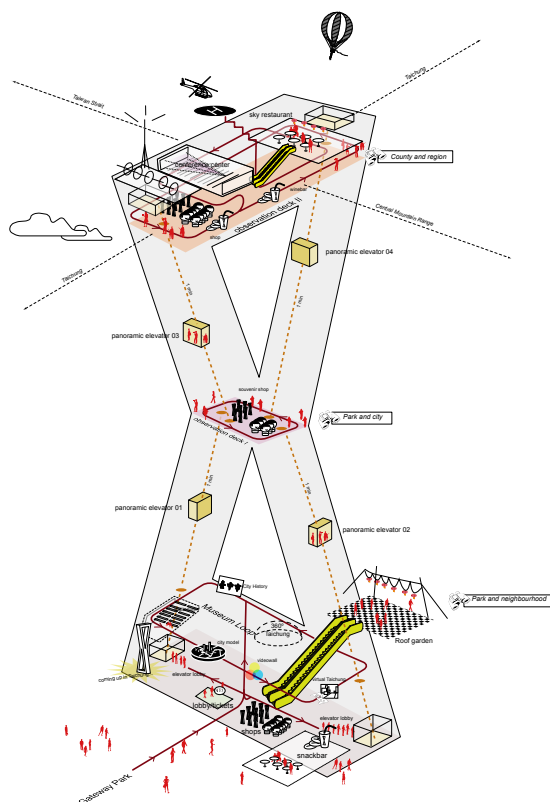


台湾塔城市博物馆

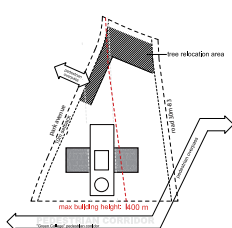
TAIWAN TOWER CITY MUSEUM

设计公司 / BARCODE ARCHITECTS

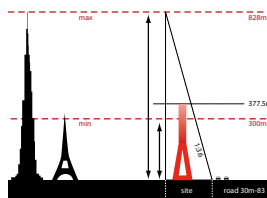
地点 / 中国, 台湾



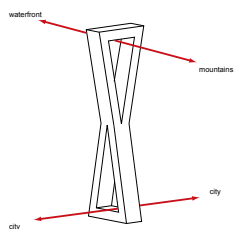
门户公园方向



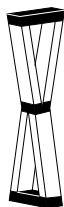
建筑与最大水平建筑的关系



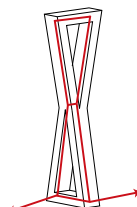
建筑与最大垂直建筑的关系



双重门



空间分配



动线：环

底层塔形成了一个都市城门，在视觉上框景天空和增强城市的轴线，为底层的游客提供广阔的视线，能看见公园和广场。在中间层，游客能享受360°视角，观望城市和台中门户规划区，在浏览过程中，LED显示屏会向游客介绍重要的景点及特色。在瞭望层平台，参观者可以在此俯瞰城市全景，瞭望东边中央山脉、经由西边的大肚山，还可望向台中港和台湾海峡。


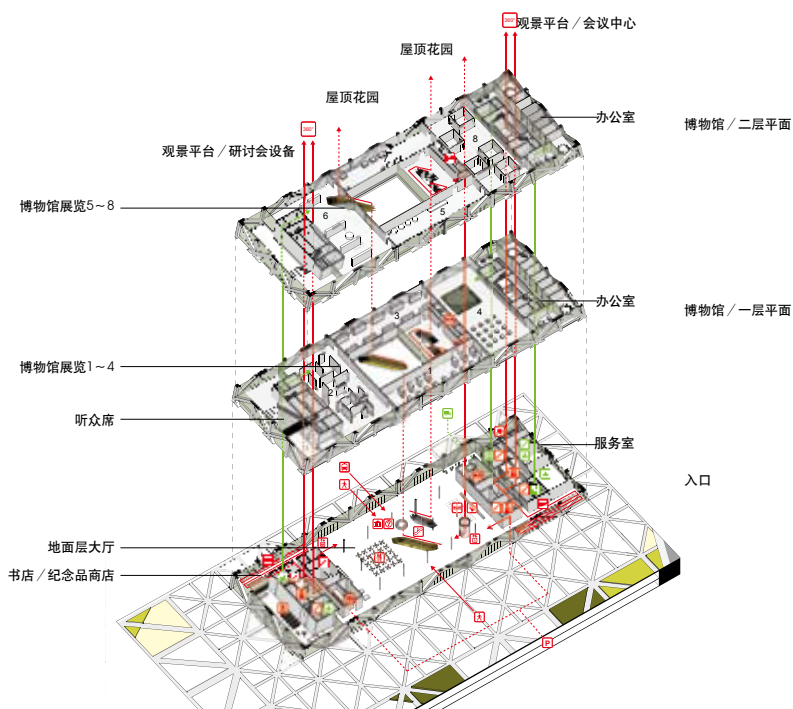
1. 台湾塔城市博物馆有独立的出入口。独立出入口具有的优势是，可以跟观景平台及瞭望台有不同的开放时间，同时也允许其他使用者利用城市博物馆。
2. 每个展览空间可以独立用其举办小型展览，或是结合不同的展览空间举办大型展览。根据需要，策展人也可以自由地工作且不影响游客的主要参观路线。
3. 提供弹性的空间，以容纳不同的展览所需。展览空间有不同大小，且各具特色，均具有挑高空间且结构上没有阻挡的障碍。

LEGEND-图例

- PUBLIC AREAS**
- Observation levels(3-7)
 - Observation tickets
 - Museum tickets
 - Information
 - Gift and book store
 - Cafe
 - Restaurant
 - Washrooms
 - Pedestrian entrance
 - Bus drop off point
 - Underground parked
 - Escalator
 - Stairs
 - Elevator
 - Barrier-free elevator

STAFF AND SERVICES

- Loading point
- Freight elevator for art
- Materials processing and storage



欧洲和地中海文明博物馆

MUSÉE DES CIVILISATIONS DE L'EUROPE ET DE LA MÉDITERRANÉE

设计公司 / Steven Holl Architects
地点 / 法国, 马赛

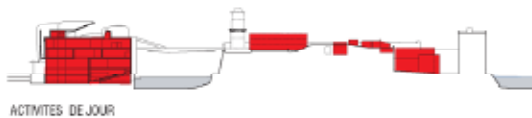
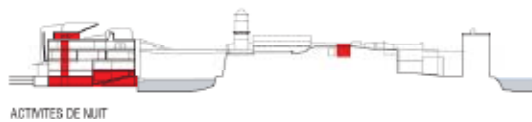
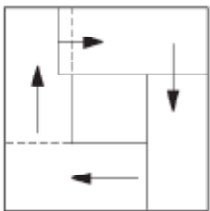
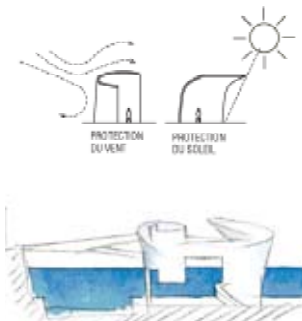
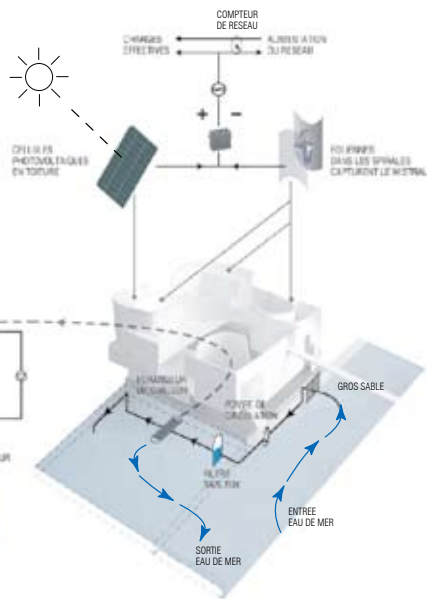


DIAGRAMME STRUCTUREL

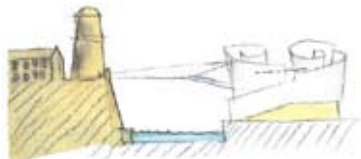


SPIRALE ASCENDANTE DES GALLERIES



COMPLEMENTARITE DU CONTRASTE

La structure du nouveau musée agissant tel un outil, et en mutation constante, est en opposition complémentaire avec le Fort Saint-Jean. S'agissant du Musée des Civilisations, ils oeuvrent ensemble dans un dialogue constant.

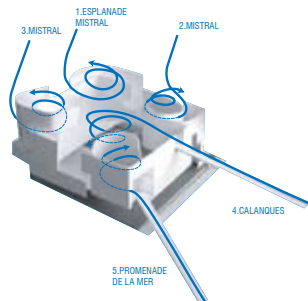


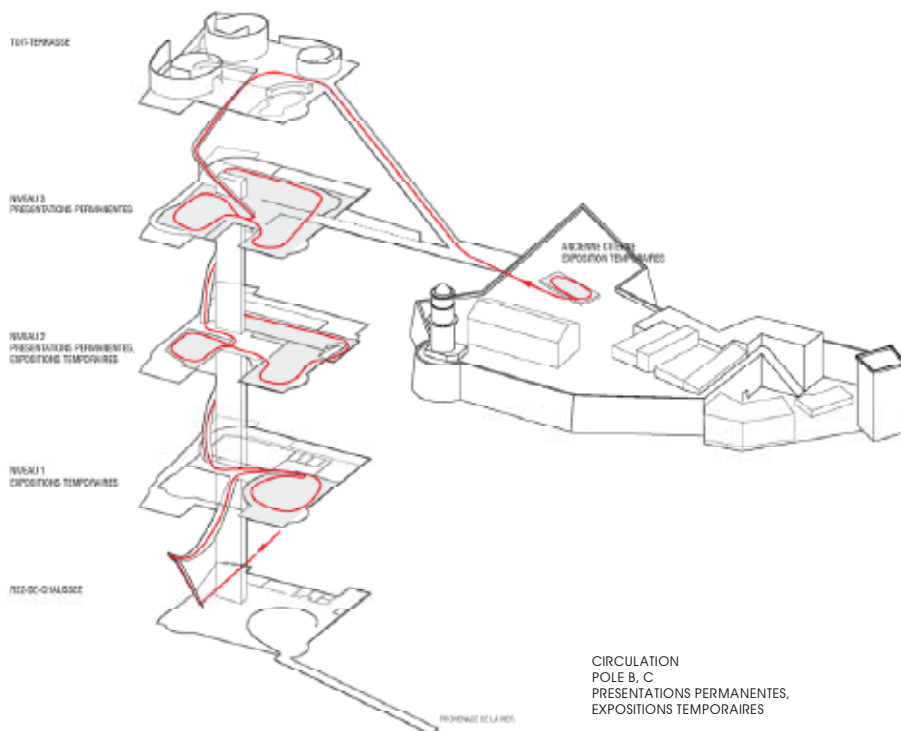
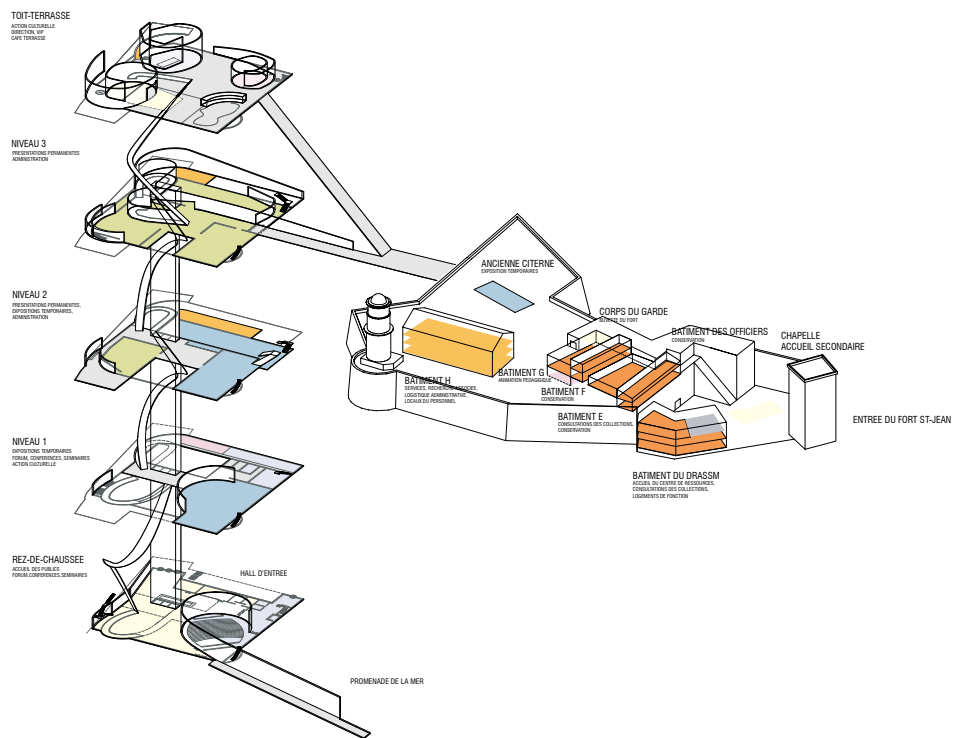
Fort St Jean
permanent
étanche
imposant
pierre
ancré
lieu historique
masse close

Nouveau Musée
changeant
poreux
léger
papillon
suspendu
instrument de changement
vaisseau perméable

CINQ SPIRALES ENCASTREES

Une suite plaisante de cinq spirales perçent l'enveloppe carrée du nouveau musée; Deux venant de la direction du Mistral, une de l'Esplanade, une en relation avec le Fort à l'Est et une cinquième en prolongation de la promenade de la Mer. Telle une géométrie malléable qui "reflète de haut en bas le temps" ces spirales caractérisent les mouvements intérieurs du musée et les vues dramatiques vers l'extérieur.





可持续性博物馆 SUSTAINABILITY MUSEUM

设计公司 / BARCODE ARCHITECTS
地点 / 荷兰



Research Labs and workshop areas using the rooftop patios direct interaction with weather conditions

Rooftop Restaurant with vistas over the IJsselmeer



To keep visitors informed about the latest technologies, S2 will incorporate interactive displays that are flexible and allow for constant updates to information and presentations by rotating and changing exhibits

Big Exhibition Hall
- Changing exhibition
- Group exhibition and large shows

Workshop and meeting Spaces: - Quality education aspect

Panorama terrace
- Wide views over the IJsselmeer
Display
- Changing announcements

Gallery
- Changing exhibition



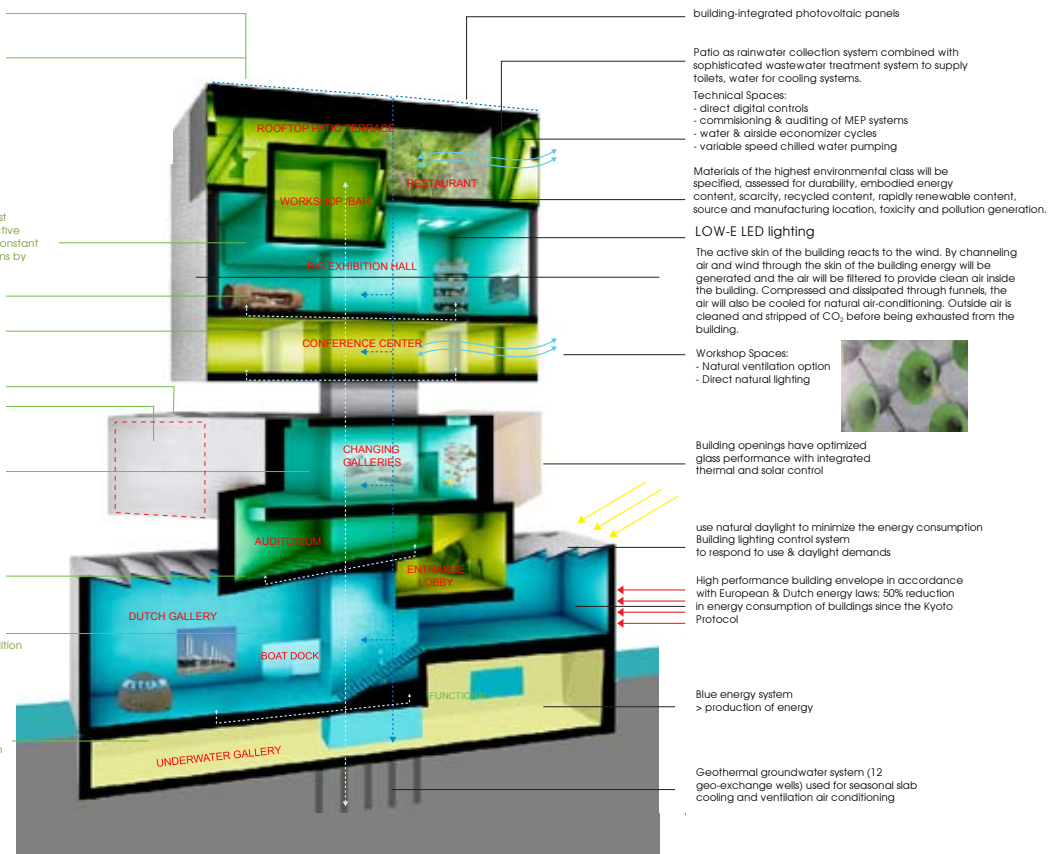
Auditorium
- 175 persons
- View on the Afsniddijk
- Direct connection to galleries

Dutch Gallery
a potential infocenter about dutch tradition in water management and the coming measurements in the region exhibition

Under-water Gallery showing the inside treasures of the earth



FUNCTIONAL



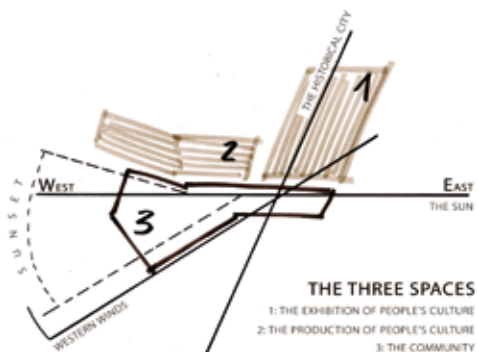
TECHNICAL

圣地亚哥现代艺术博物馆

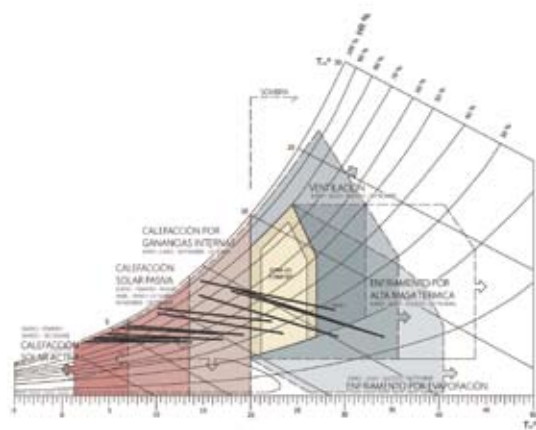
MUSEUM OF CONTEMPORARY ART SANTIAGO

YDANEZ


设计公司 / Alessandro Calvi Rollino
地点 / 西班牙, Puente de Génave市



MILNE-GIVONI'S BUILDING BIOCLIMATIC CHART
ACTIVE AND PASSIVE SYSTEMS TO INCREASE COMFORT WITH LESS ENERGY CONSUMPTION

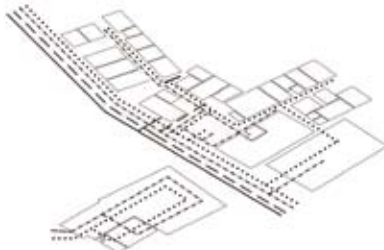


BIOCLIMATIC DESIGN STRATEGIES




SPACES AND FUNCTIONS

A: Rooms for exhibitions. B: Rooms for artistic training and educational purposes.
C: Administrative offices. D: Services, Maintenance and Mechanical equipment.
E: Rooms for entertainment. F: Private and public Parking Area.



SPACES AND CIRCULATION

..... Private
----- Collective
--- Accessible to public
—— Public




OGUY'S BIOCLIMATIC CHART

里应外合博物馆 INSIDE-OUT TOWER

设计师 / Karl Chu, Jim Williamson



SECTION VARIATION STUDY 1



RESEARCH ON MIURA-ORI ORIGAMI

Transformability of Miura-ori origami



2-D pattern with coloration




Study of constructing mechanism of Miura-ori



SELF-SUSTAINED ORIGAMI




Double curved surface



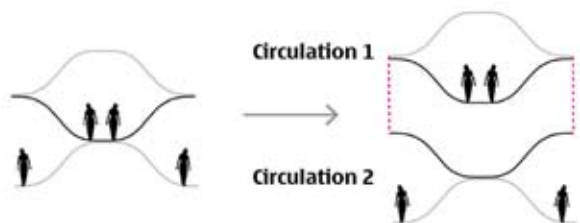
Manipulated pattern



Inside-out tube



ANALYSIS



Study of constructing mechanism of Miura-ori



Angle-constructing study



SELF-SUSTAINED MODEL 1



SELF-SUSTAINED MODEL 2



PROTOTYPE SIMULATION AND TRANSFORMATION


Prototype 1



sectional curve



inside-out property



basic element 1



Prototype 2



sectional curve



inside-out property



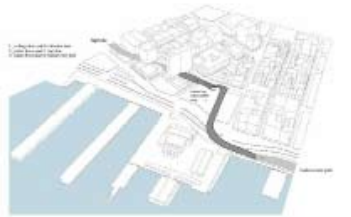
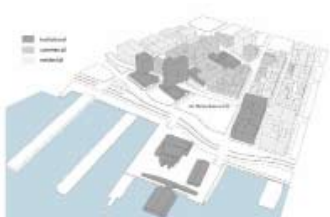
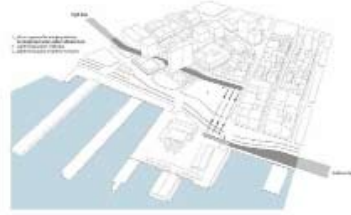
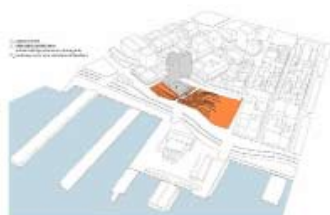
basic element 2

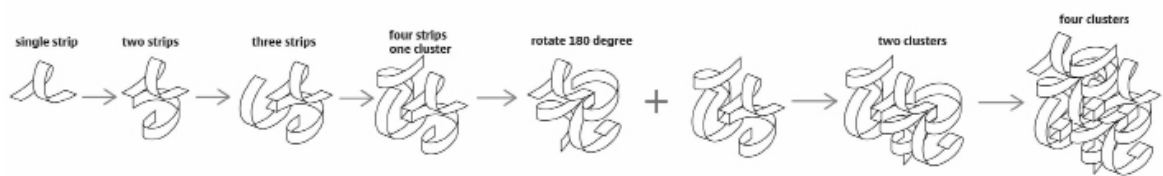



无盒装—博物馆设计

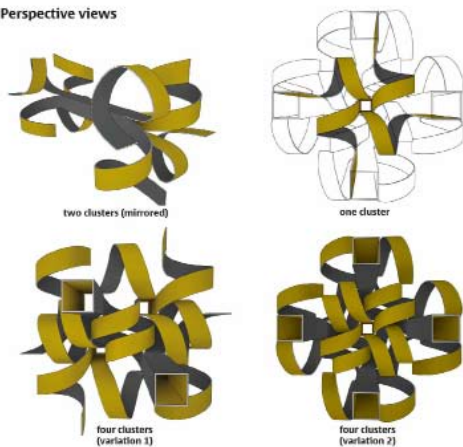
UNBOXED

设计师 / Collaborator: Aurgho Jyoti
Instructors: Lise Ann Couture, Dana Cupkova



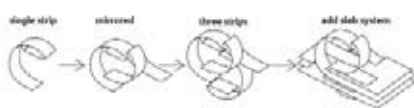


Perspective views

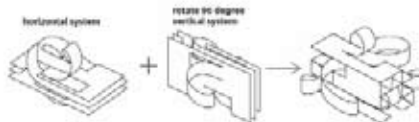



Perspective views

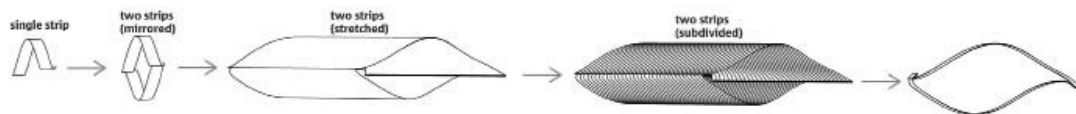




Perspective views



Perspective views



Parametric study

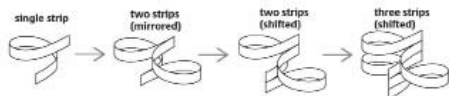

parameters: 1) step height 2) scale factor 3) distance 4) strip width

Variation 1 Combined effect Slider Value: 0 Variation 2 Combined effect Slider Value: 50 Variation 3 Combined effect Slider Value: 100 Variation 4 Combined effect Slider Value: 150 Variation 1 Combined effect Slider Value: 200 Variation 2 Combined effect Slider Value: 250 Variation 3 Combined effect Slider Value: 300 Variation 4 Combined effect Slider Value: 350

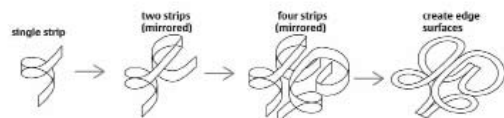
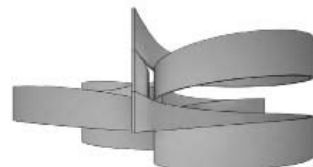
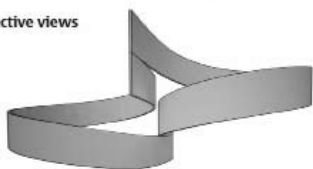


Perspective views





Perspective views



Wall+Floor system



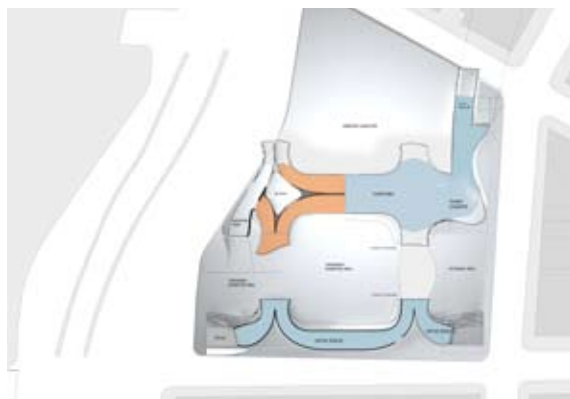
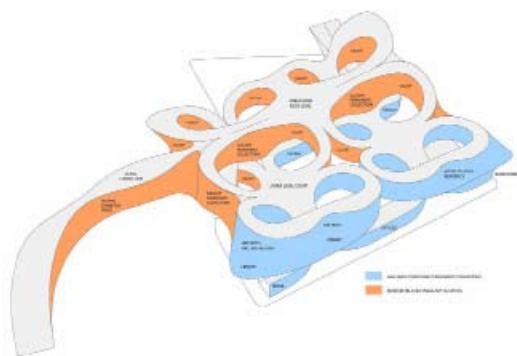
linear element before being twisted



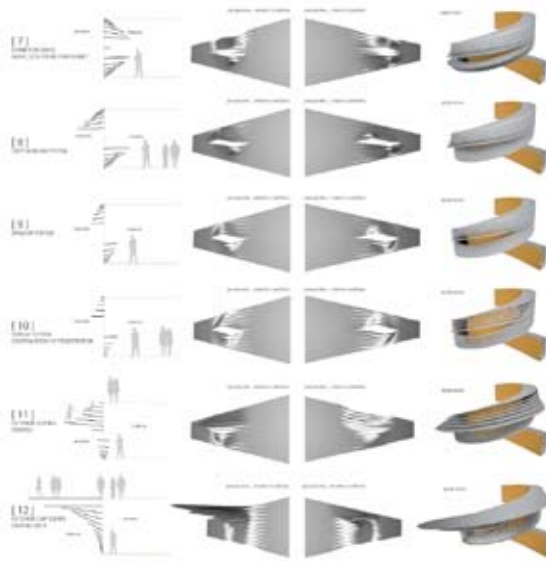
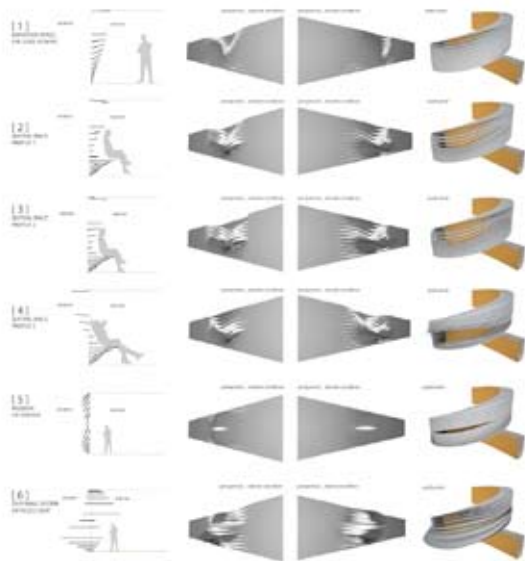
wall + floor system

Basic organization model






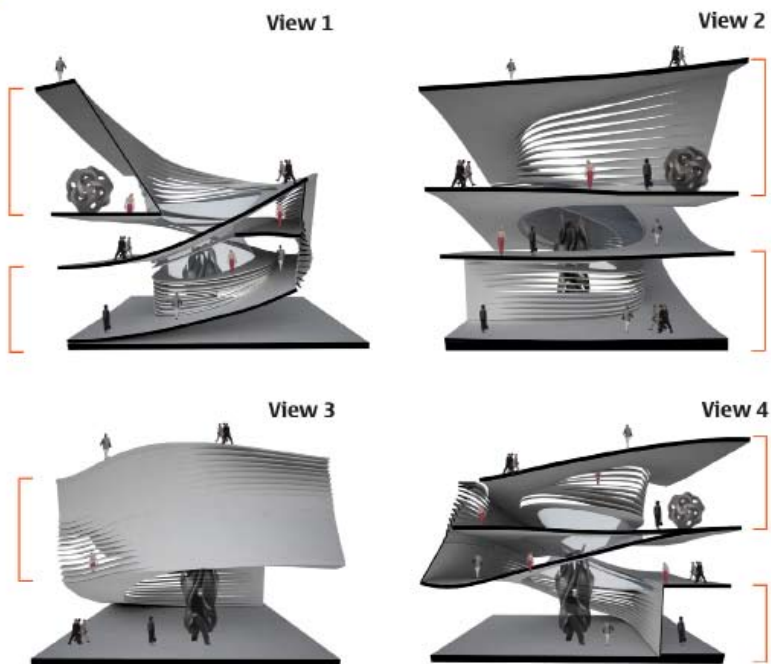
PROGRAM DIAGRAM



EXPLODED DIAGRAM



 Museum level




演化变异—惠特尼博物馆设计




EVOLUTIONARY VARIABILITY – WHITNEY

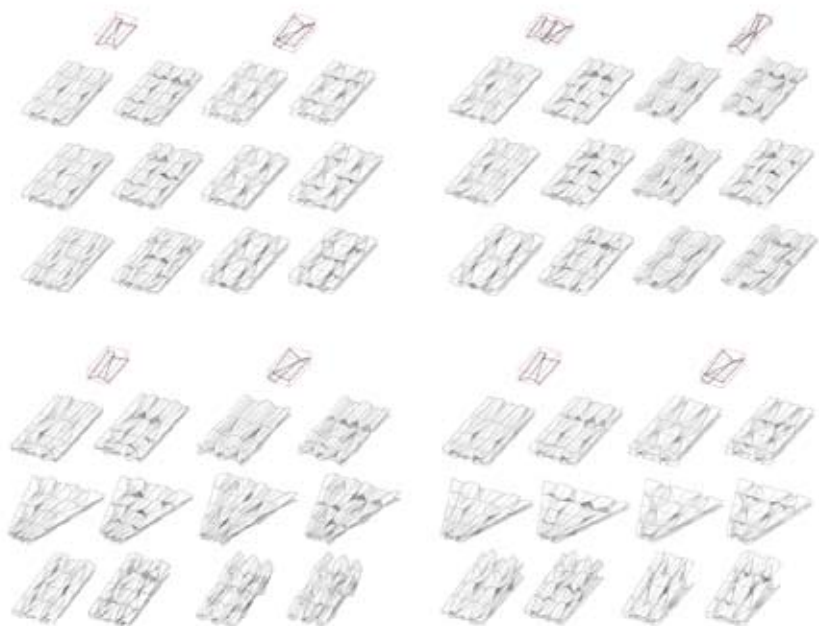
MUSEUM DESIGN

设计师 / Lise Anne Couture, Dana Cupcova

地点 / 美国, 纽约





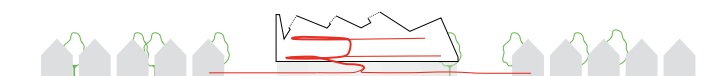
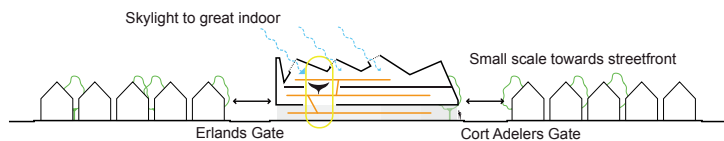
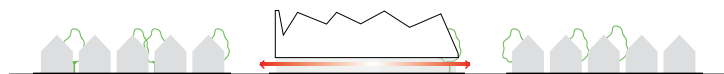
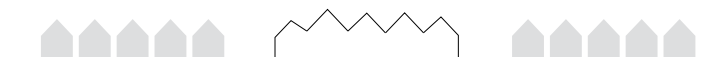
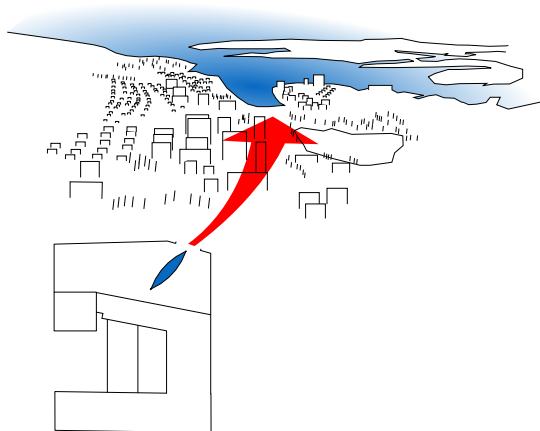


斯塔万格新考古博物馆

NEW ARCHAEOLOGICAL MUSEUM IN STAVANGER

设计公司 / C. F. Møller Architects

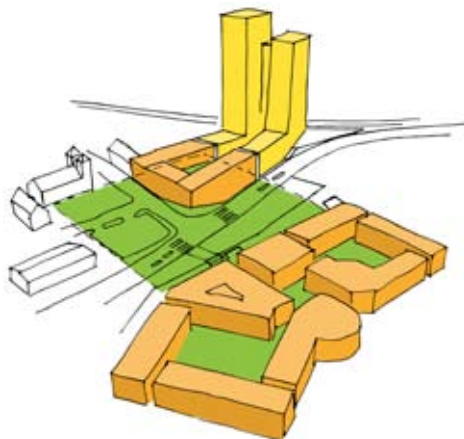

地点 / 挪威, 斯塔万格



探戈塔

TANGO TOWERS

设计公司 / C. F. Møller Architects
地点 / 丹麦，霍尔斯特布罗

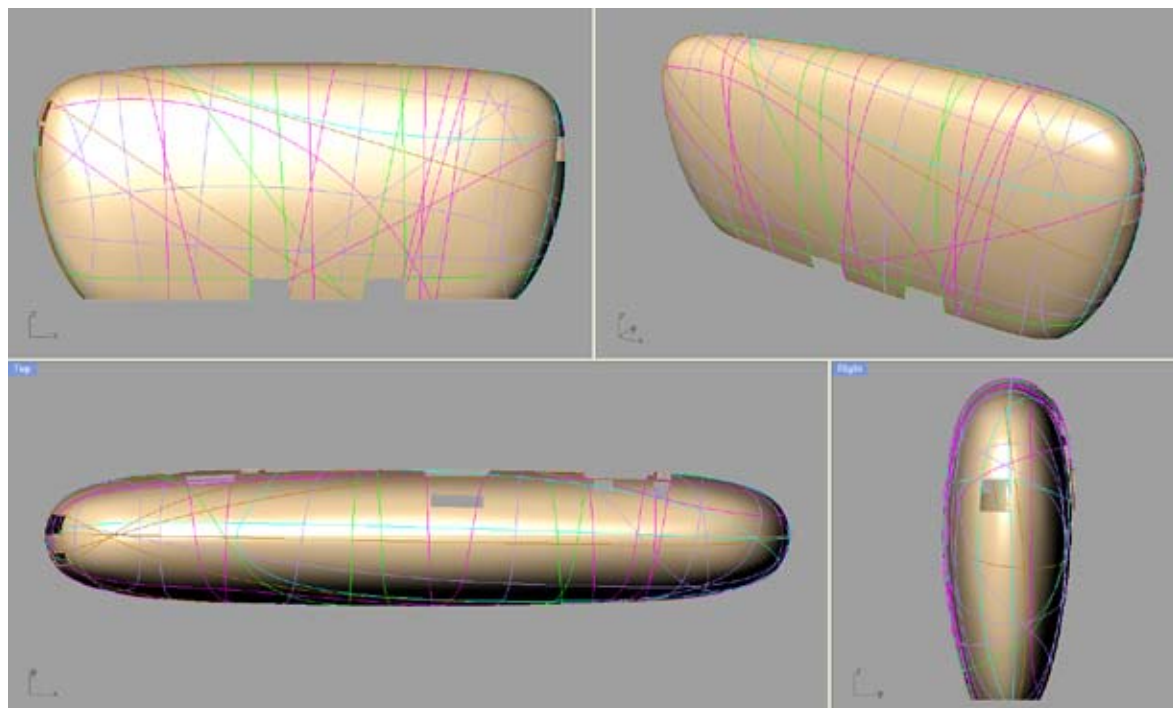
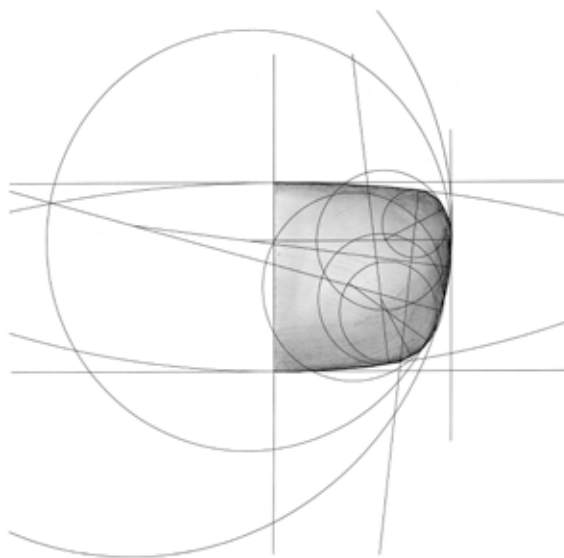
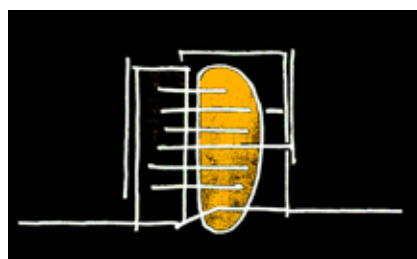


达尔文中心二期

SECOND PHASE OF THE DARWIN CENTRE

设计公司 / C. F. Møller Architects

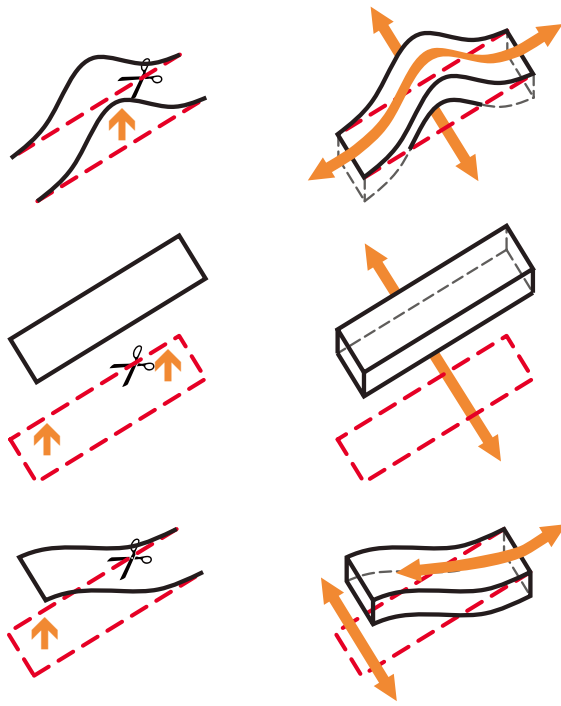
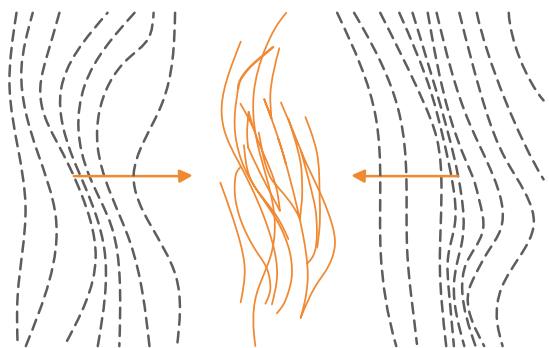
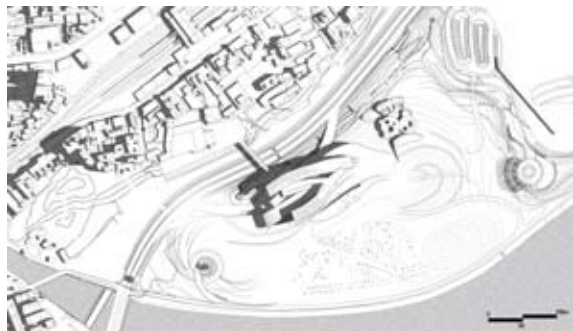
地点 / 英国，伦敦



新北市立美术馆 NEW TAIPEI CITY MUSEUM OF ART

设计公司 / Jean-loup BALDACCI & Atelier BORONSKI

地点 / 中国, 台湾



1, Solar Heat Collection + Desiccant Air Treatment

Given the high temperature and humidity in Taiwan, the solar heat collector working with the desiccant air treatment system enables energy efficient dehumidification.

ENERGY CONCEPT
BETWEEN THE EARTH AND THE SKY

5, New Solar Panel System

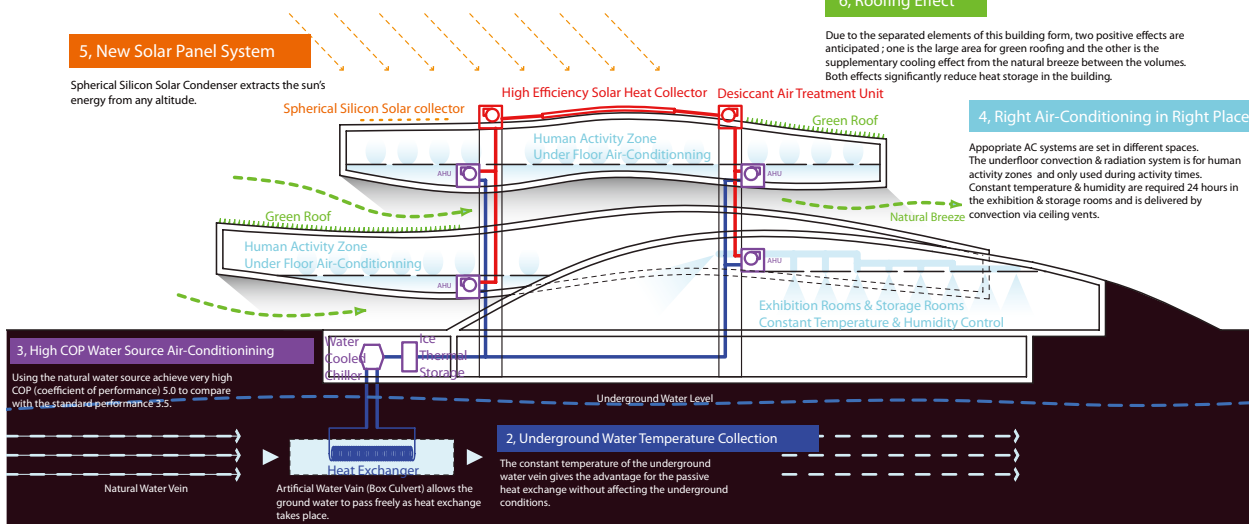
Spherical Silicon Solar Condenser extracts the sun's energy from any altitude.

6, Roofing Effect

Due to the separated elements of this building form, two positive effects are anticipated; one is the large area for green roofing and the other is the supplementary cooling effect from the natural breeze between the volumes. Both effects significantly reduce heat storage in the building.

4, Right Air-Conditioning in Right Place

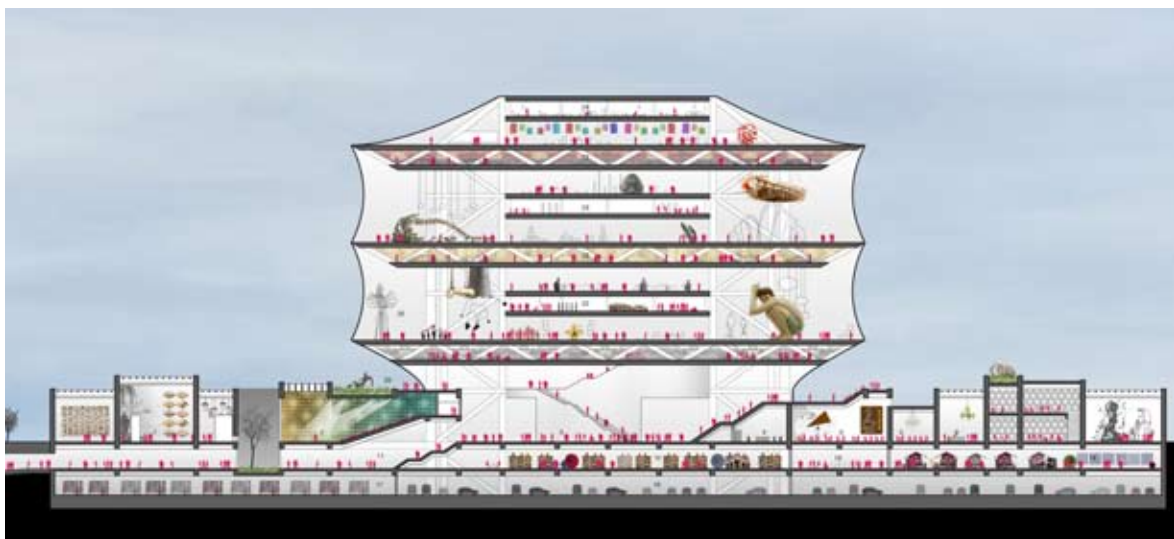

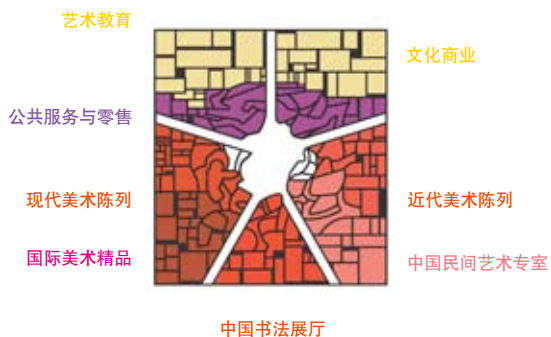
Appropriate AC systems are set in different spaces. The underfloor convection & radiation system is for human activity zones and only used during activity times. Constant temperature & humidity are required 24 hours in the exhibition & storage rooms and is delivered by convection via ceiling vents.



OMA中国美术馆投标

THE NATIONAL ART MUSEUM OF CHINA

设计公司 / OMA
地点 / 中国, 北京
图片提供 / OMA



UNStudio中国美术馆投标 THE NATIONAL ART MUSEUM OF CHINA

设计公司 / UNStudio
地点 / 中国, 北京

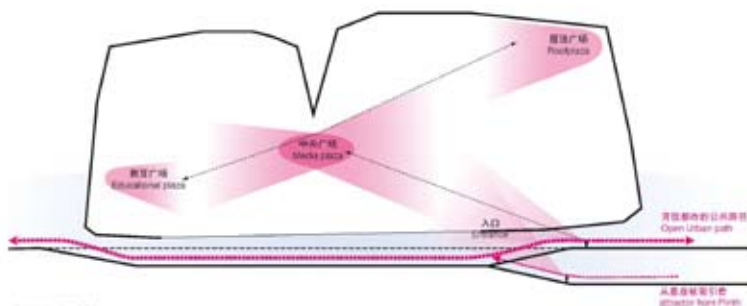
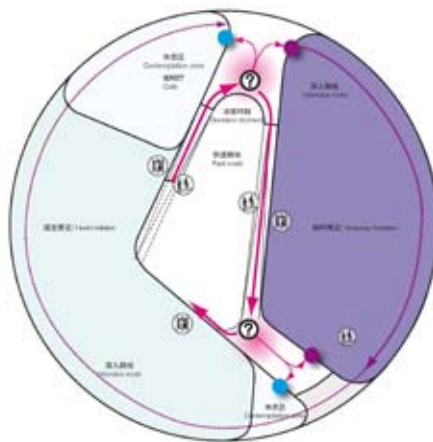


DAY
STILL
WHITE PAPER

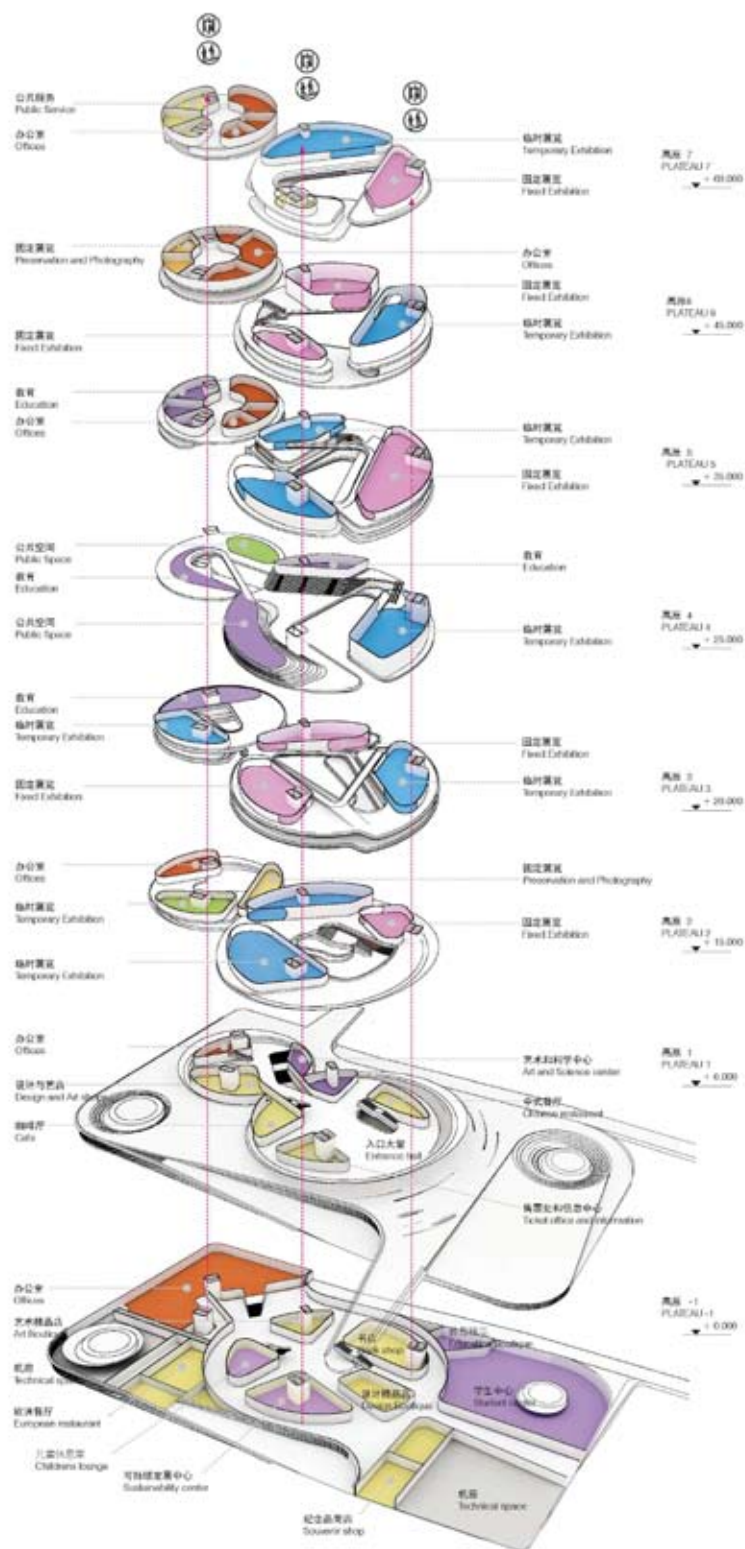


NIGHT
MOTION
BLACK INK

- ① 公共空间 / Public space
- ② 展览 / Exhibition
- ③ 商店 / Shop
- ④ 餐厅 / Restaurant
- ⑤ 办公室 / Office
- ⑥ 书店 / Book shop
- ⑦ 咖啡馆 / Cafe

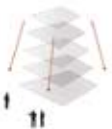


建筑的渗透性
BUILDING PERMEABILITY



交汇点位置
NODE POSITIONS ISOMETRY

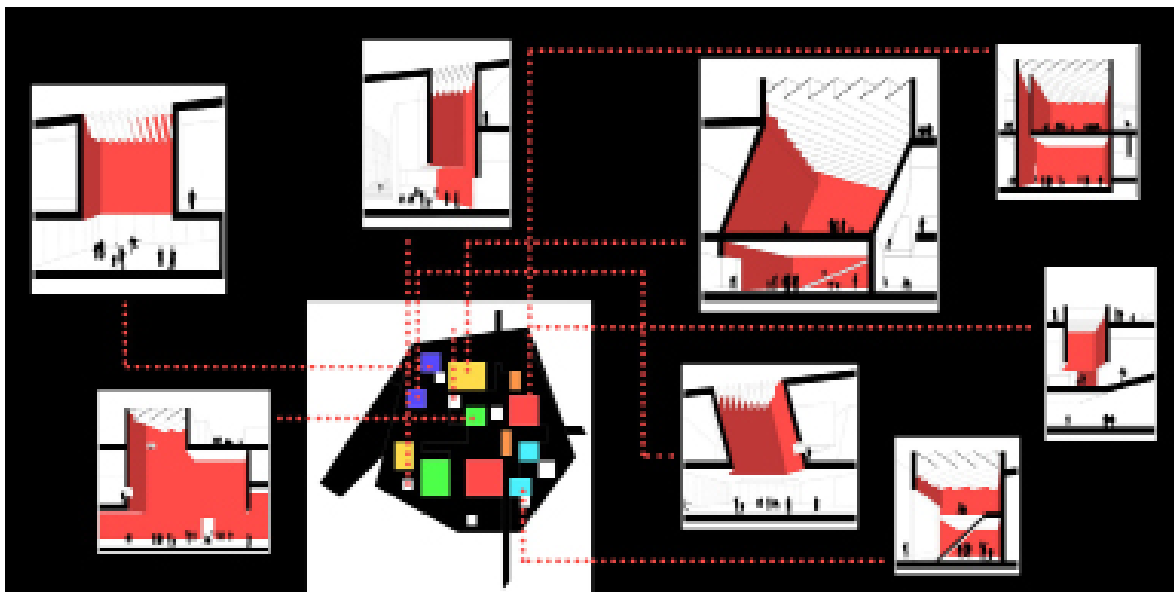




大芬美术馆

DAFEN ART MUSEUM

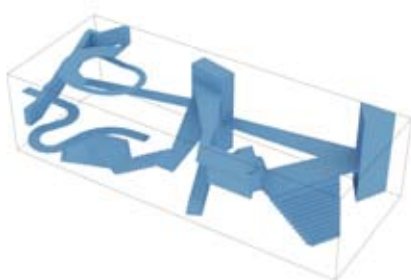

设计公司 / URbANUS都市实践
地点 / 中国, 深圳

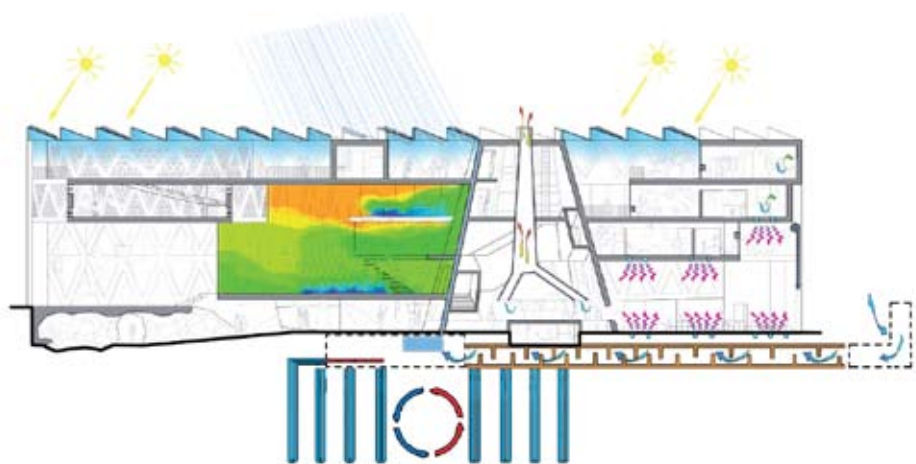


FREDERIKSBERG文化活动馆

HOUSE OF CULTURE AND MOVEMENT,
FREDERIKSBERG

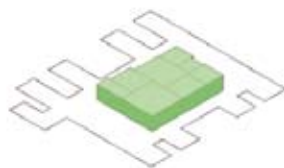
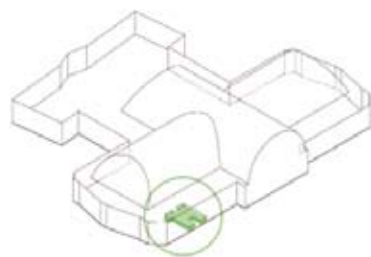
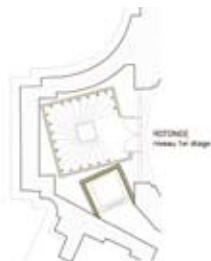
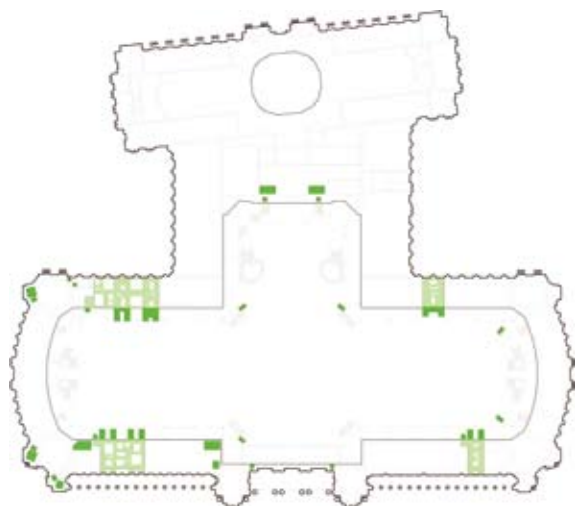
设计公司 / ADEPT
地点 / 丹麦, 菲特烈堡





大皇宫 GRAND PALAIS

设计公司 / ECDM Architectes
地点 / 法国, 巴黎



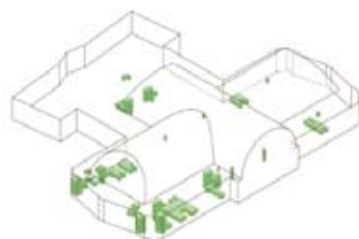
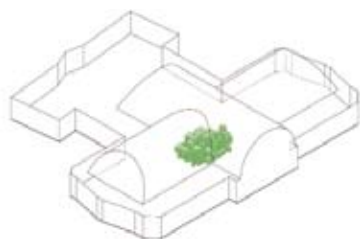
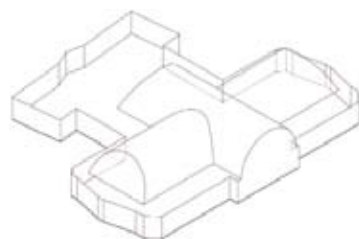
micro

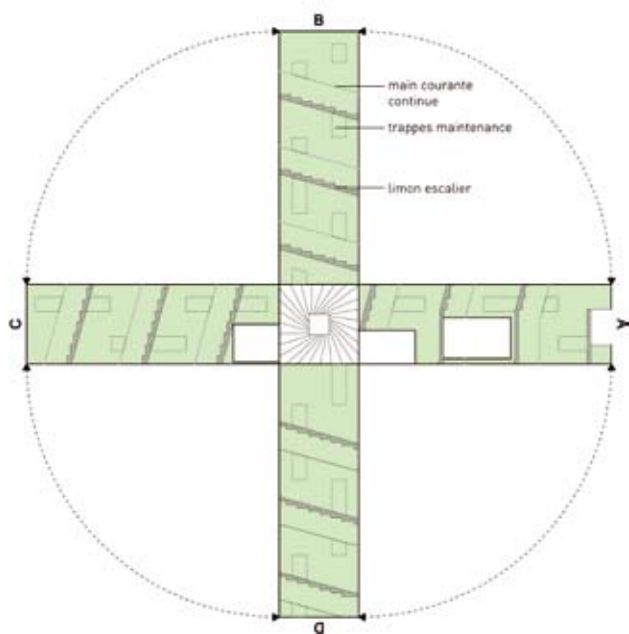
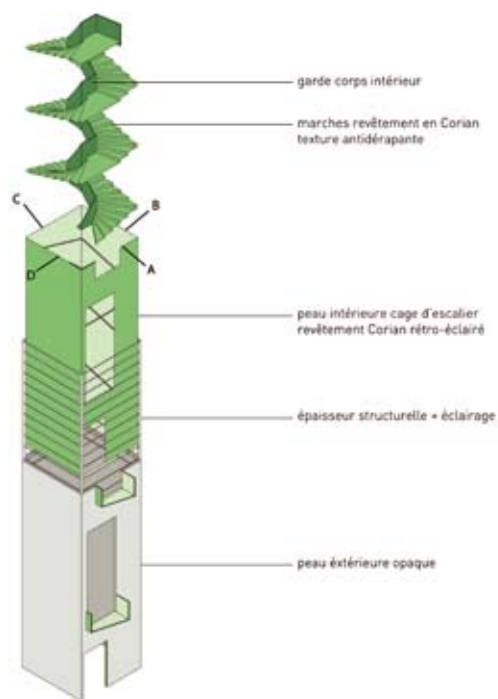



un programme composite



les éléments du programme sont atomisés



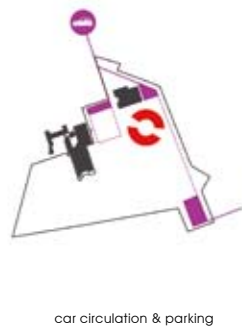
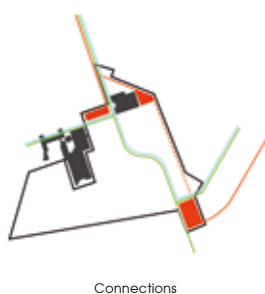


普尔森社区中心 PULSEN COMMUNITY CENTER

设计公司 / HAO / Holm Architecture Office
 地点 / 丹麦



- ▬ car circulation
- ▬ bicycle circulation
- ▬ walking path
- community center site
- soccer fields
- existing buildings
- ▭ site





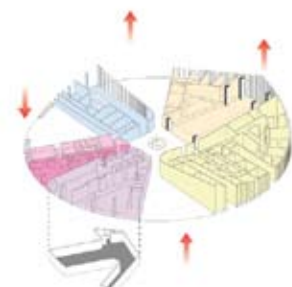
Program Circle



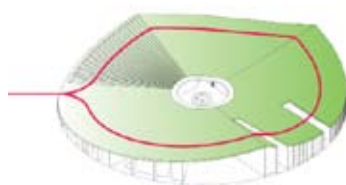
Circulation Path



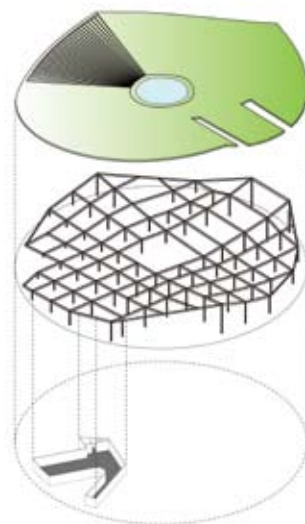
Building Plan



Building Height

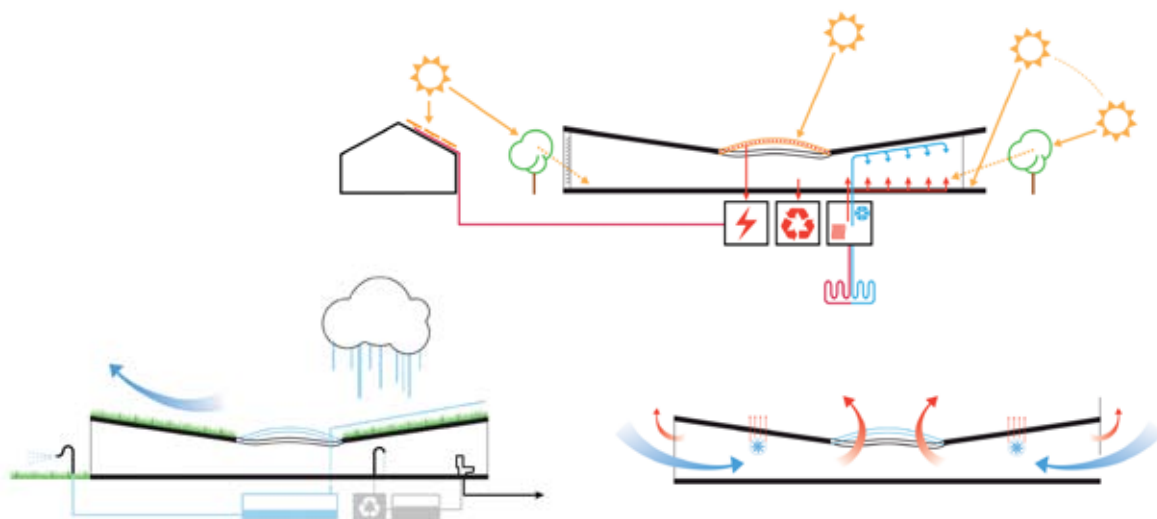


Roof Access



STRUCTURAL DIAGRAM

				
common facilities total: 585 m ²	activity & cultural total: 570 m ²	sports facilities total: 275 m ²	fitness & wellness center total: 845 m ²	health center total: 570 m ²

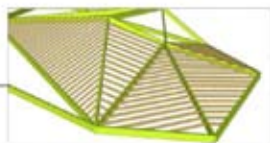
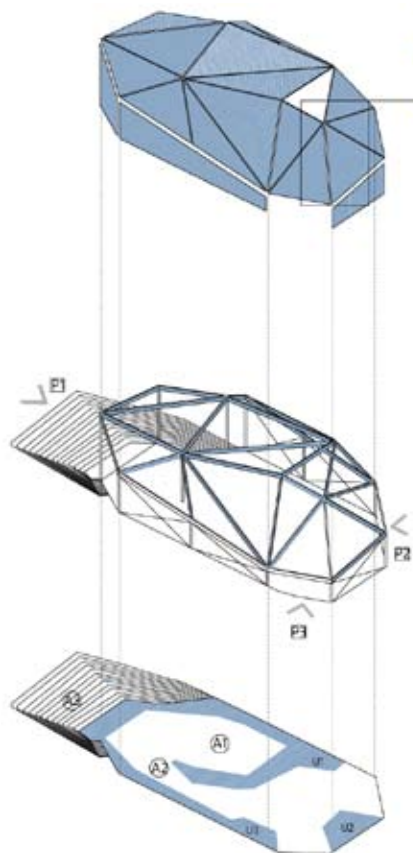
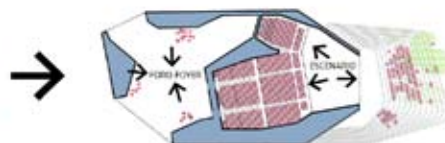


SUSTAINABILITY DIAGRAM


埃尔切市礼堂

ELCHE CITY AUDITORIUM

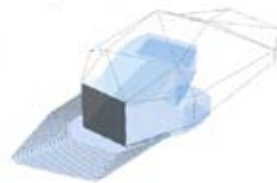
设计公司 / SIC
地点 / 西班牙, 埃尔切




a) 1+2+3
Actuación multitudinaria



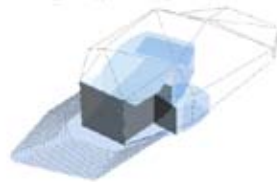
c) 1+2/3
Salas interiores 1400 personas
Proyección en pantalla exterior



b) 1+3/2
Sala 1200 personas + auditorio exterior
Conferencia en sala 200 personas

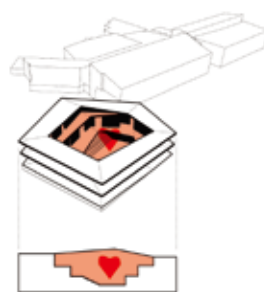
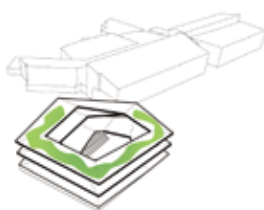
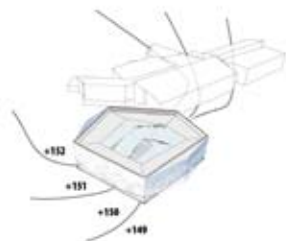
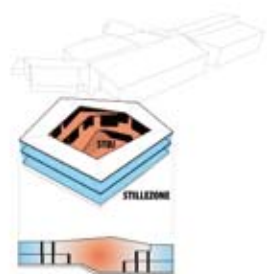
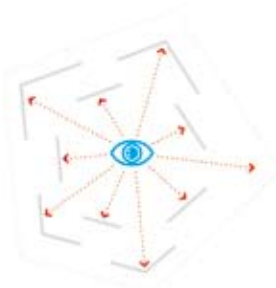
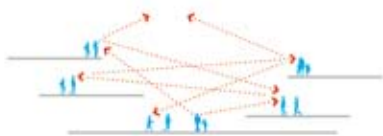
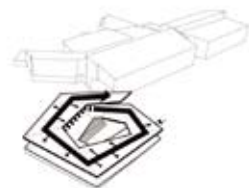
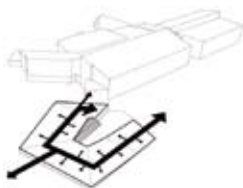
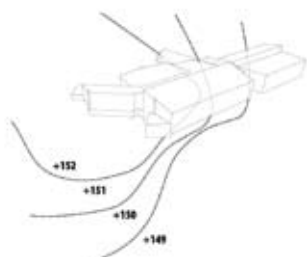


d) 1/2/3
Salas 1200 personas
Sala 200 personas



达拉纳媒体中心 DALARNA MEDIA ARENA


设计公司 / ADEPT
地点 / 瑞典, 法伦

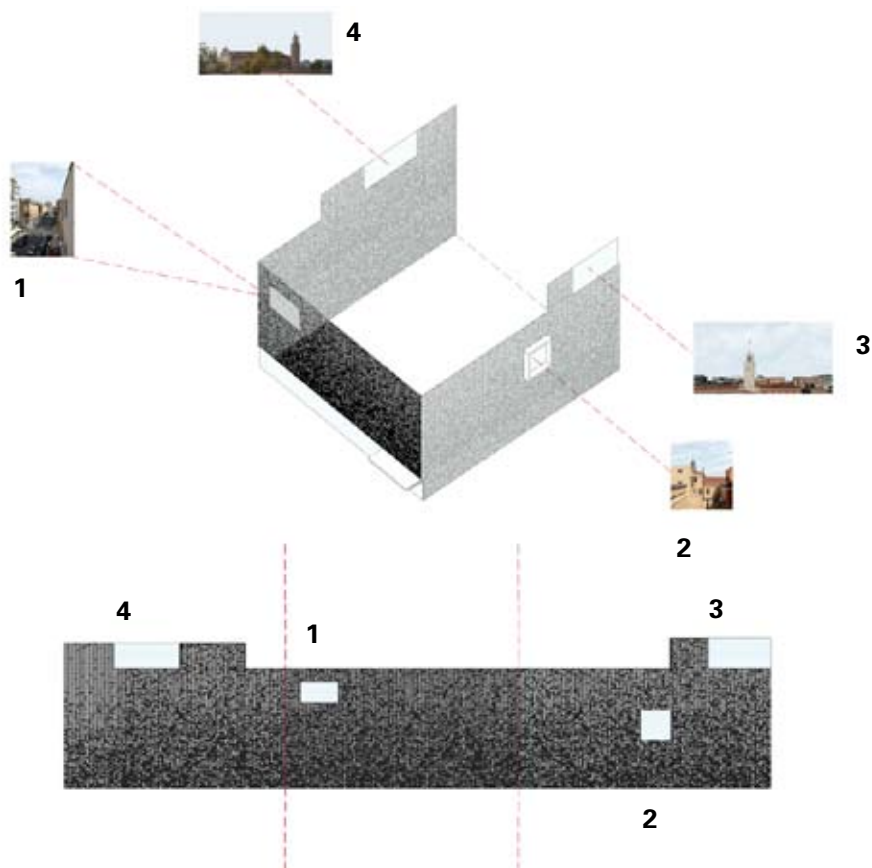
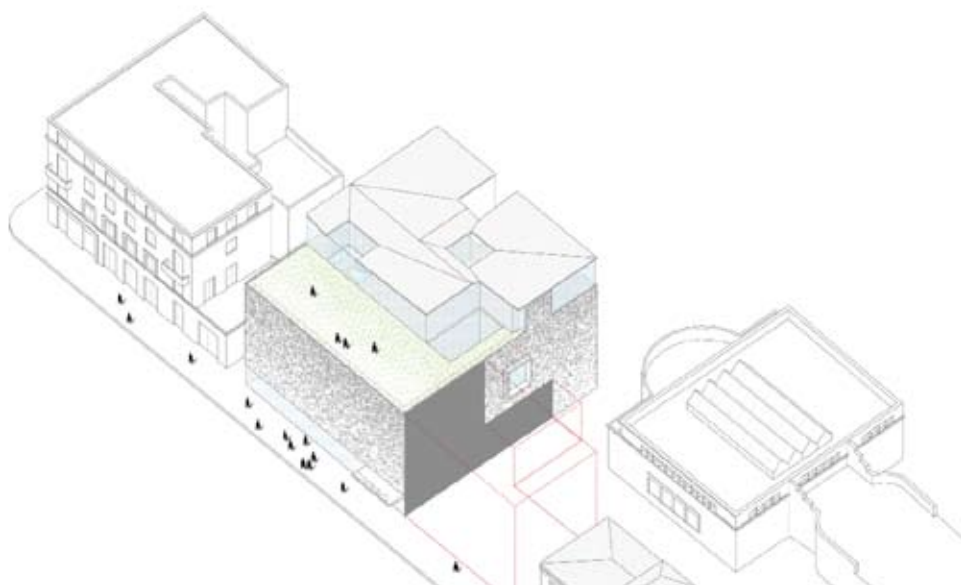


森帕万花筒

SEMPER KALEIDOSCOPE

设计公司 / stARTT
地点 / 意大利, 拉帝纳



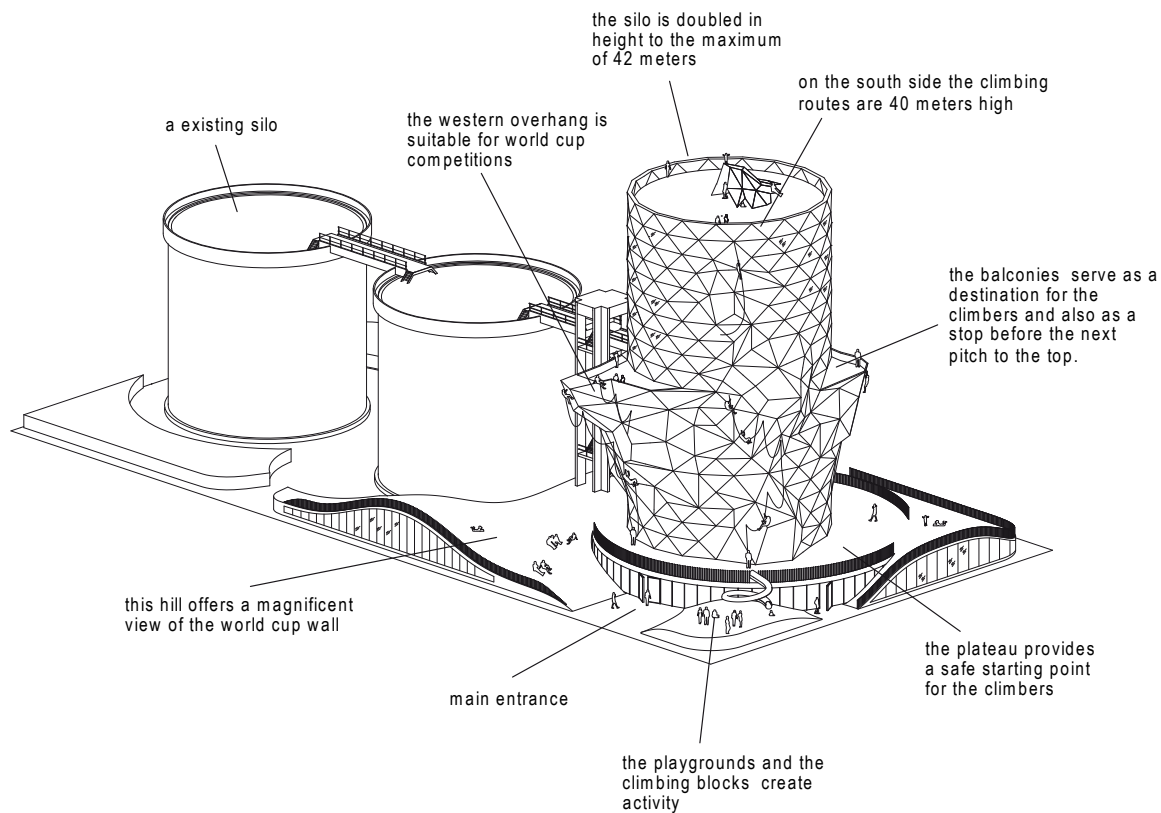
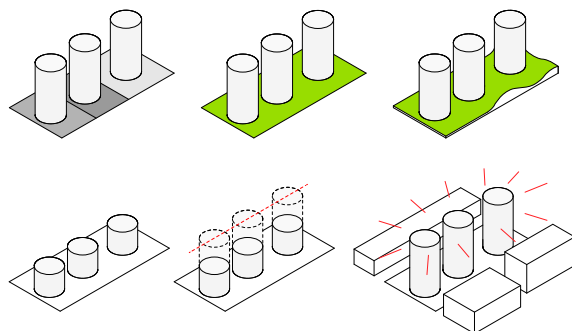


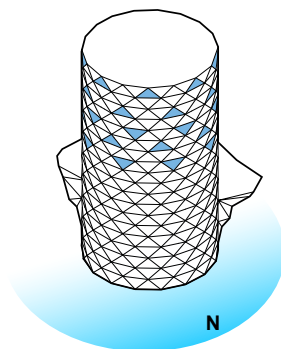
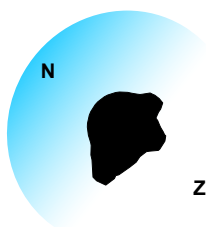
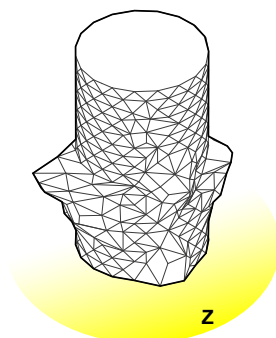
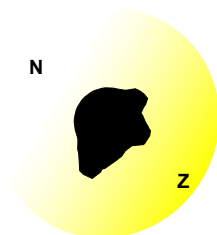
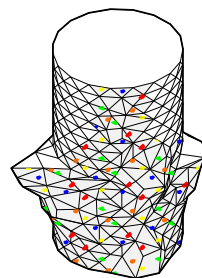
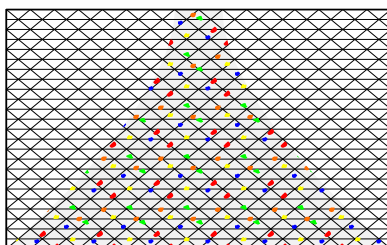
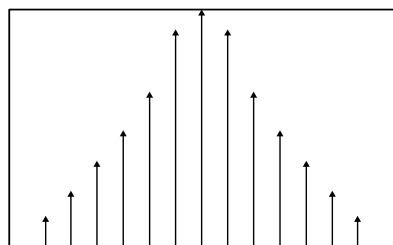
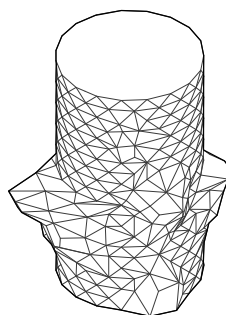
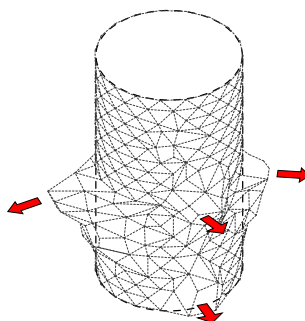
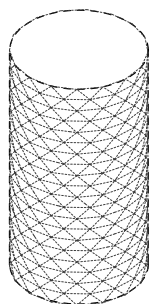
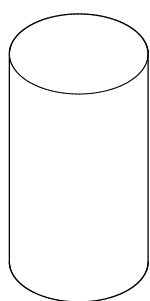
SILOO 0 攀爬馆

SILOO 0

设计公司 / NL Architects

地点 / 比利时，根特

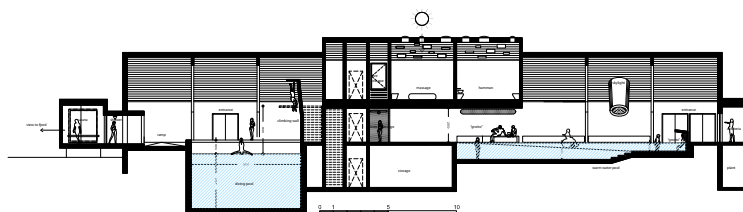
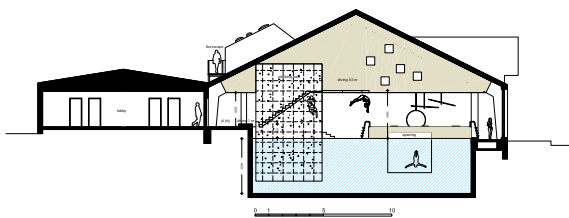
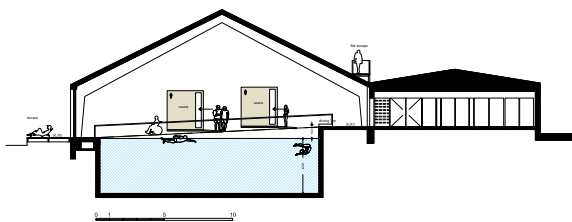
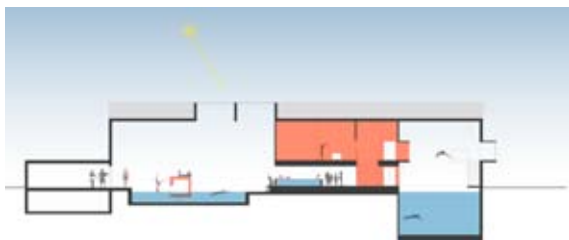
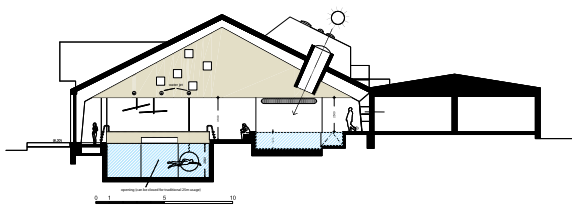


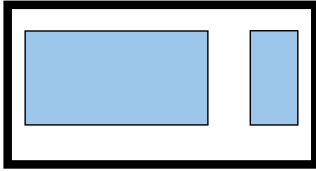


灵克宾泳池

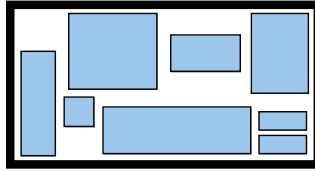
RINGKØBING SWIMMING POOL

设计公司 / C. F. Møller Architects
地点 / 丹麦, 灵克宾

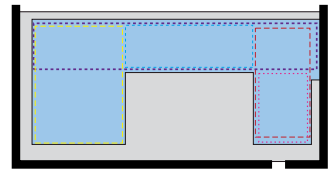




Traditional Pool Layout



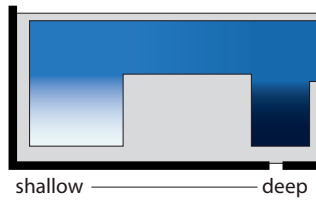
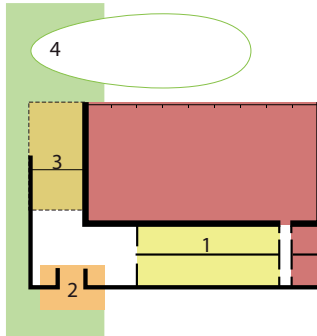
Multiple/Diverse Pool Layout



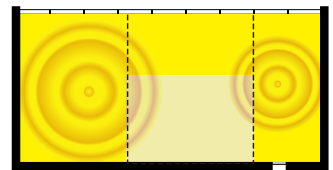
Proposed Pool Layout
- overlapping zones

V:

- 1: Modernisation/re-building of changing rooms
- 2: Addition of new main entrance
- 3: Extension of cafeteria
- 4: Activation of outdoor areas



Pool Depths




Noise & Activity



EDUCATIONAL BUILDING

CREATIVE DIAGRAM IN ARCHITECTURE



L

NG

教育建筑

080—109

CREATIVE DIAGRAM IN ARCHITECTURE

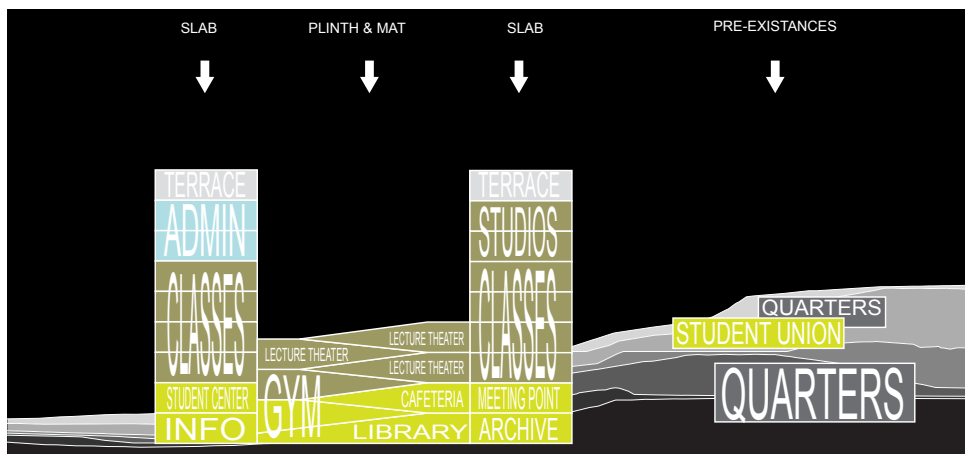
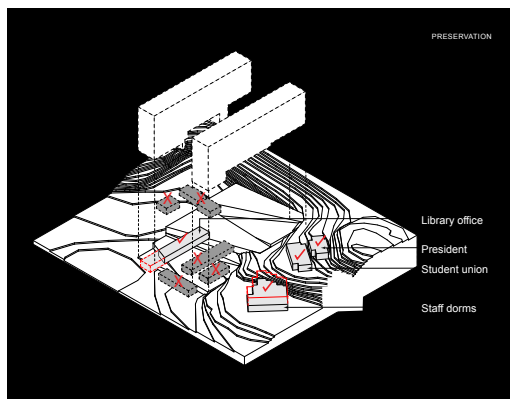
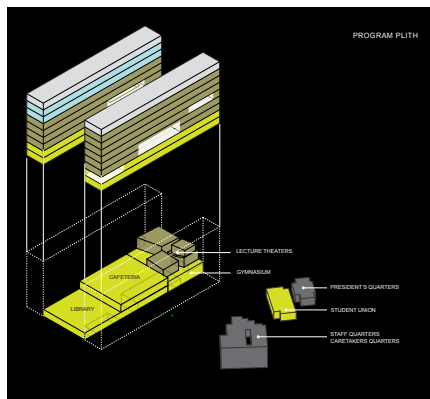
珠海学院校园

ZHU HAI COLLEGE CAMPUS

设计公司 / OMA

地点 / 中国, 香港



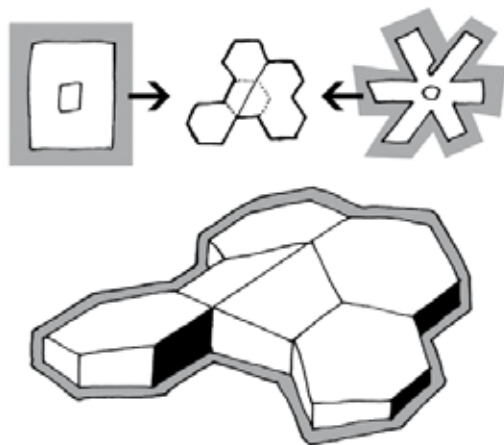
图片提供 / OMA



丹麦LUCINAHAVEN幼儿园

LUCINAHAVEN - DAY CARE CENTRE

设计公司 / CEBRA
地点 / 丹麦, 腓特烈西



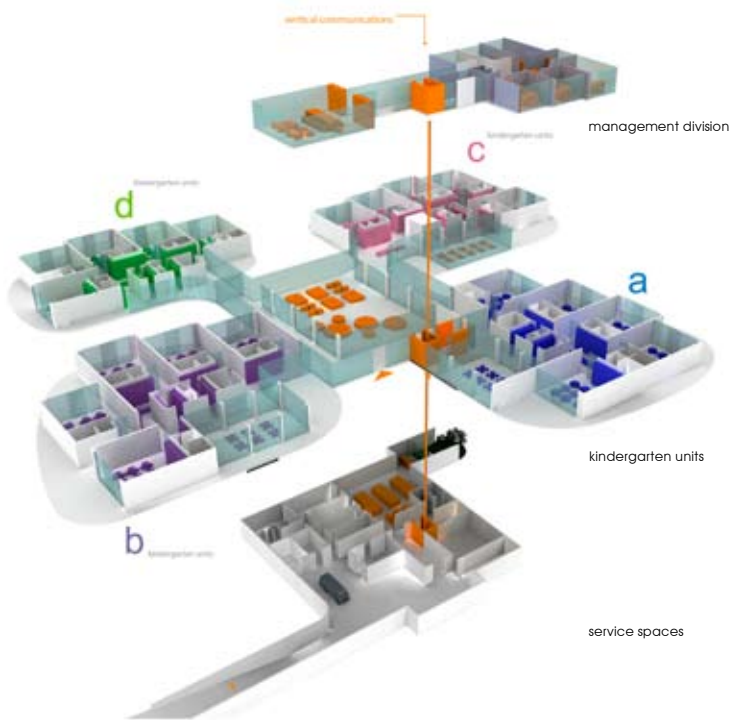
四叶苜蓿幼儿园

FOUR-LEAF CLOVER KINDERGARTEN

设计公司 / OFIS
地点 / 斯洛文尼亚



LANDSCAPE



PLAN LEVELS

斯洛文尼亚幼儿园 SLOVENIA KINDERGARTEN

设计公司 / OFIS
地点 / 斯洛文尼亚



+75% +142%

bigger playrooms

bigger terrace

1

16

52

day

containers

kids



18x



18x



24x



24x



24x



12x



16x



16x



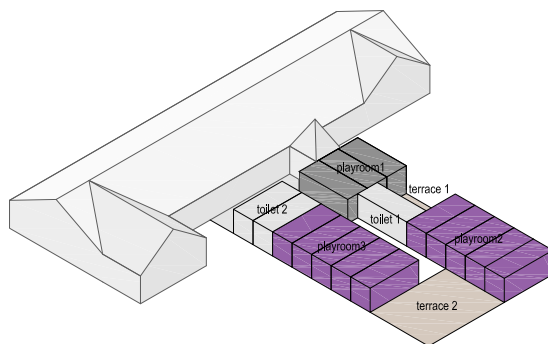
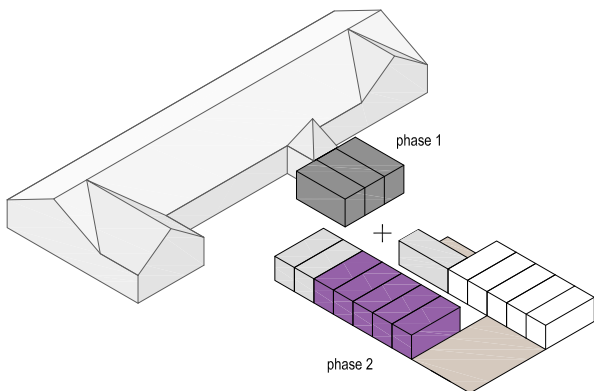
18x



18x



24x



未来教室

CLASSROOM OF THE FUTURE

设计公司 / LAVA
地点 / 澳大利亚



ROOF

- Structure: Prefabricated modular timber elements
- Insulation: Depending on the climate at the specific location, insulation will be provided between timber joints




THREE SERVICE MODULES

- Walls: Timber structure with lining on either side

SMART PANELS

- Operable windows
- Framework provided for various „smart“ info panels



PLANT

WATER TANKS

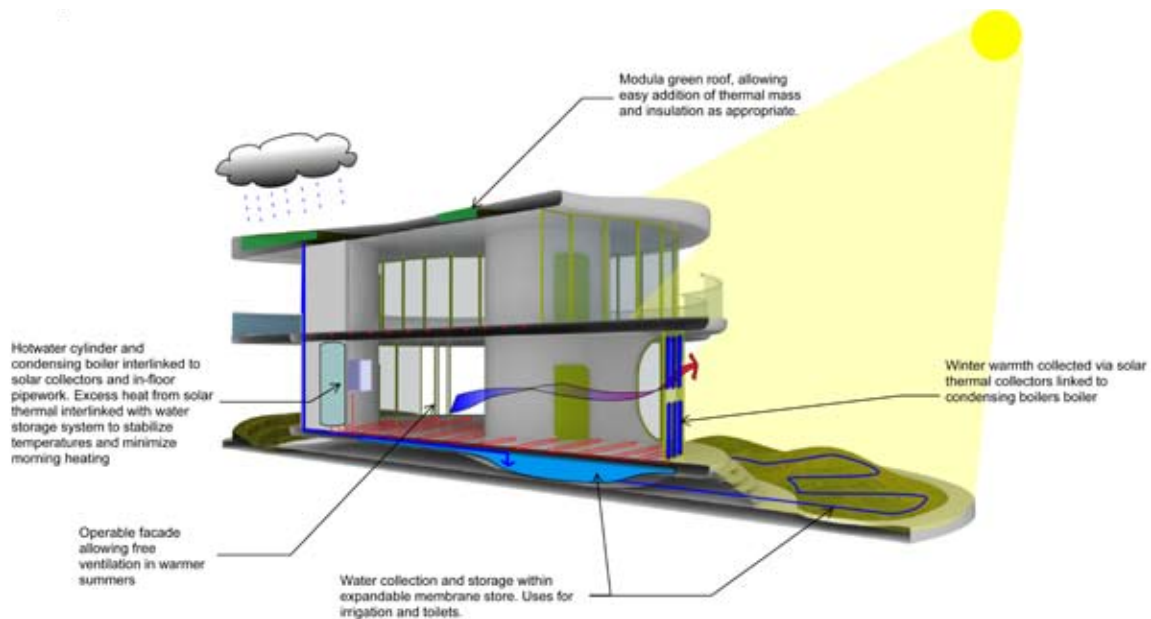
- Rain water will be collected and used for irrigation and various other gray water applications



MODULATED LANDSCAPE

- Outdoor classrooms visually connect to the interior
- The design of external areas could be part of individual school projects

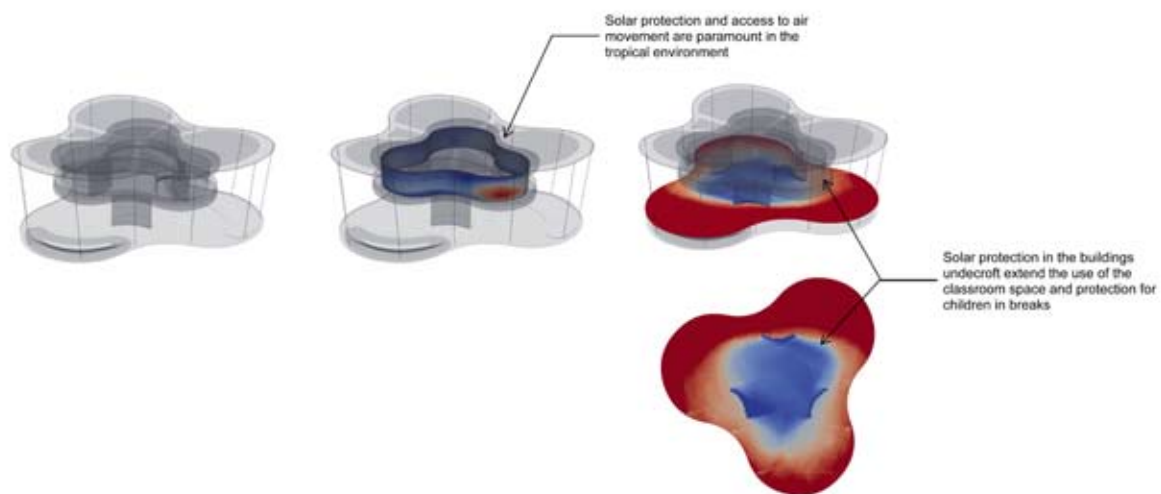




TEMPERATE CLIMATE

TEMPERATE CLIMATE

TEMPERATE CLIMATE



TEMPERATE CLIMATE

ARID CLIMATE

ARID CLIMATE

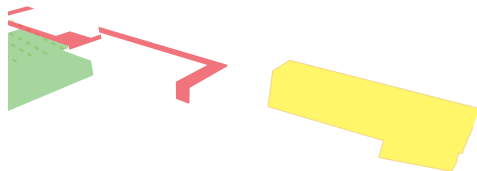
博洛尼亚新儿童中心

THE NEW CENTER FOR CHILHOOD IN OZZANO

设计公司 / ccdstudio
地点 / 意大利, 博洛尼亚




VISTA DALL'ALTO DELLA
CONFIGURAZIONE VOLUMETICA




LA STRATEGIA PROGETTUALE

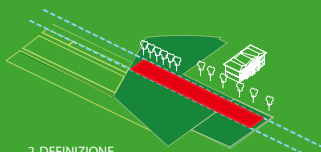
1. LA TRAMA




3. DIVISIONE
DELLA FASCIA



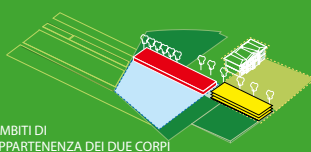
2. DEFINIZIONE
DELLA FASCIA PRINCIPALE



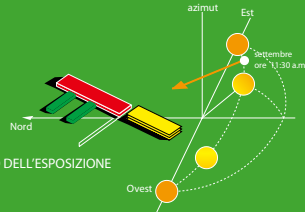
4. DEFINIZIONE
DI DUE CORPI DI FABBRICA



5. AMBITI DI
APPARTENENZA DEI DUE CORPI

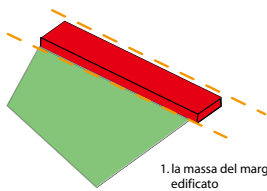


6. STUDIO DELL'ESPOSIZIONE

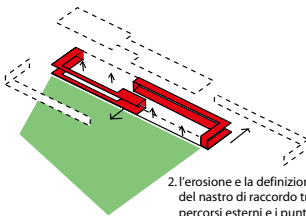


SCHEMI RIGUARDANTI LA COMPOSIZIONE DEL POLO PER L'INFANZIA

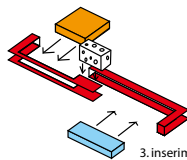
1. la massa del margine
edificato



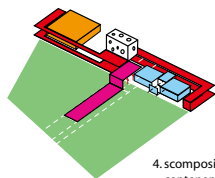
2. l'erosione e la definizione
del nastro di raccordo tra i
percorsi esterni e i punti d'ingresso



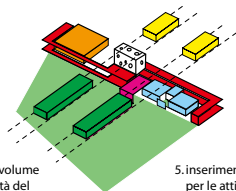
3. inserimento dei volumi
contenenti i sistemi ricettivi



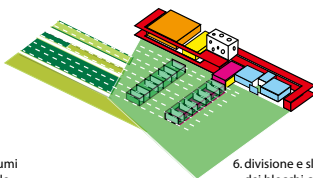
4. scomposizione del volume
contenente le attività del
Centro Famiglia

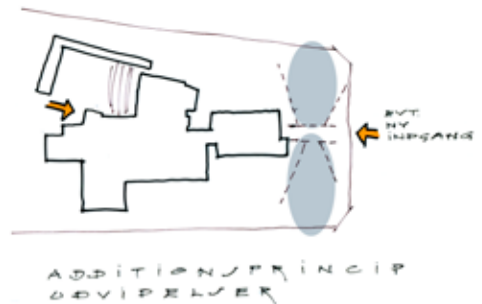
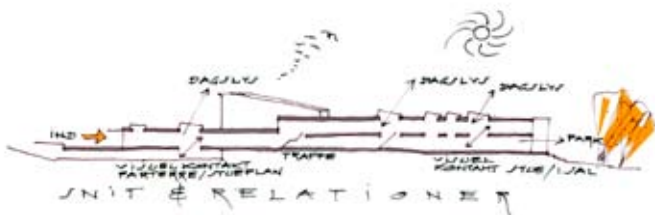
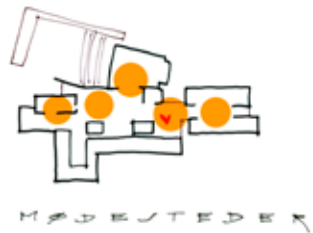
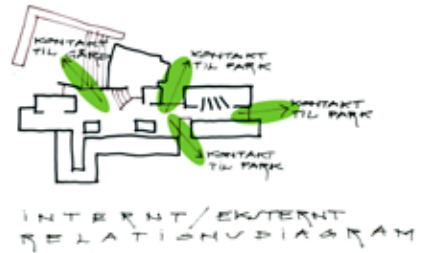
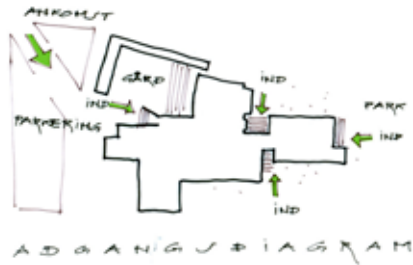


5. inserimento dei volumi
per le attività del Polo
per l'Infanzia



6. divisione e slittamenti
dei blocchi contenenti
le Sezioni Nido e Materna





美国洛杉矶9号高中

CENTRAL LOS ANGELES AREA HIGH SCHOOL #9

设计公司 / 蓝天组
地点 / 美国, 洛杉矶



© Duccio Malagamba has to be mentioned



VIEWPOINTS



ORDER/DISTINCTION

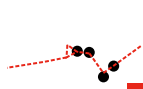
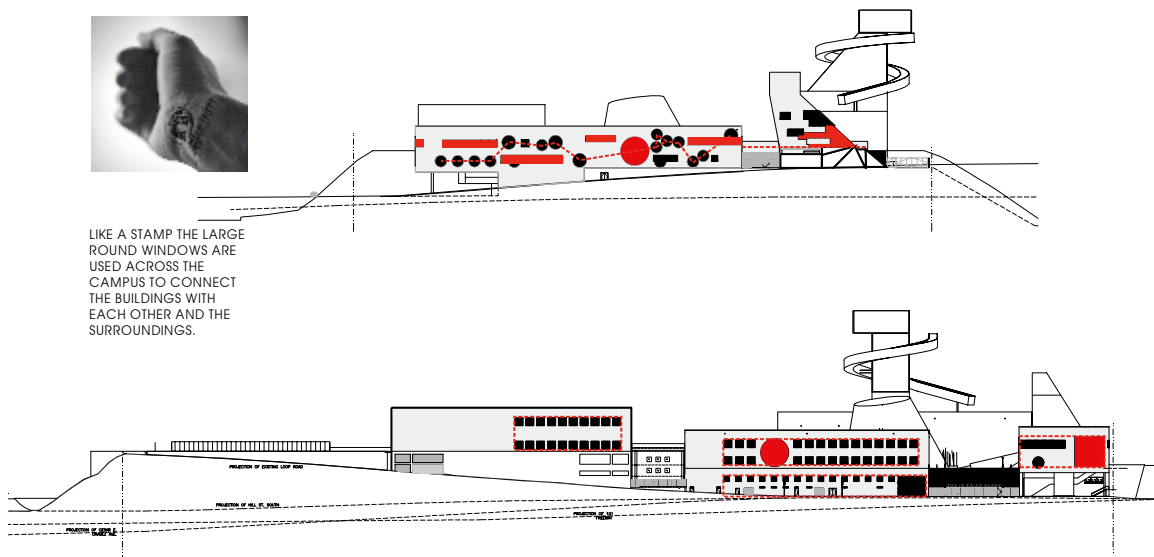


REFERENCE TO GRAND ABEBUE

CONCEPT OF THE FACADE



LIKE A STAMP THE LARGE ROUND WINDOWS ARE USED ACROSS THE CAMPUS TO CONNECT THE BUILDINGS WITH EACH OTHER AND THE SURROUNDINGS.



LARGE OPENINGS ARE PLACED AT IMPORTANT VIEW POINTS TO AND FROM THE CITY

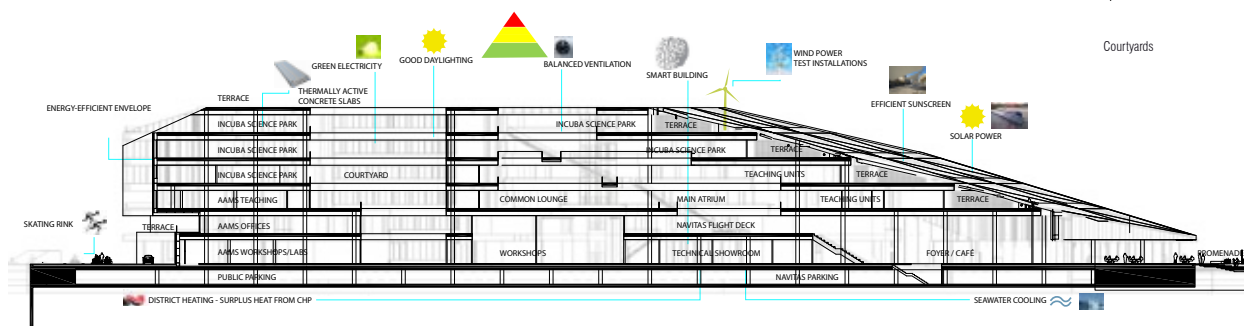
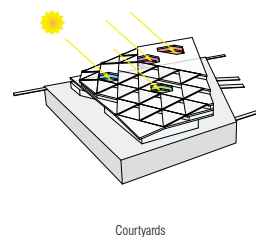
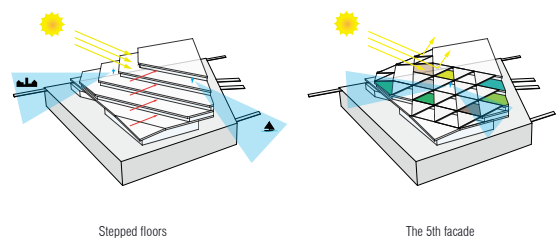
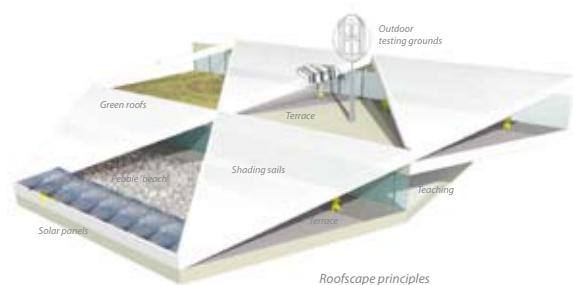
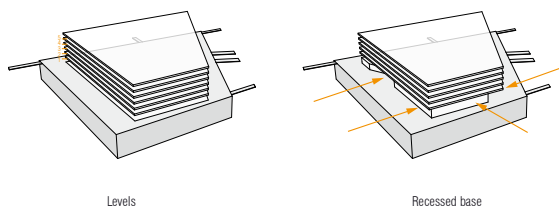
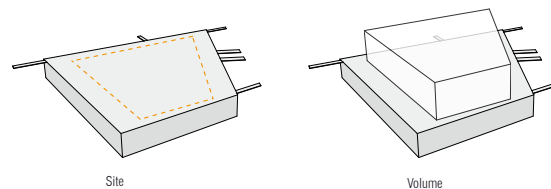
OVERLAY OF REGULAR AND IRREGULAR SYSTEMS OF ORDER CREATE A DISTINCT APPEARANCE

LONG BAND WINDOWS CONNECT THE BUILDINGS ON GRAND AVENUE VISUALLY

DEVELOPMENT OF THE FACADE

奥胡斯工程学院 ENGINEERING COLLEGE OF AARHUS

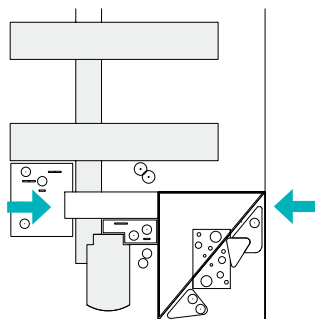

设计公司 / C. F. Møller Architects
地点 / 丹麦, 奥胡斯



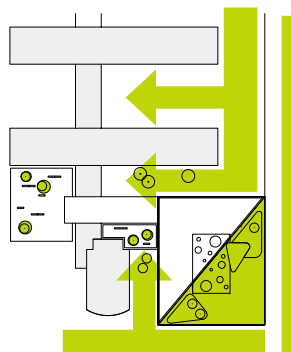
威图斯白令大学创新园

VITUS BERING INNOVATION PARK

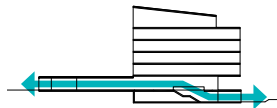
设计公司 / C. F. Møller Architects
地点 / 丹麦, 霍森斯



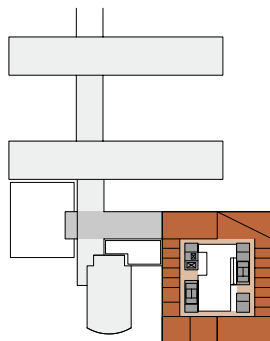
Multiple access levels



Green spaces penetrating the site

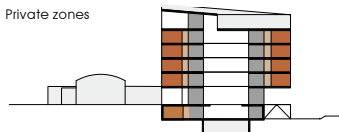


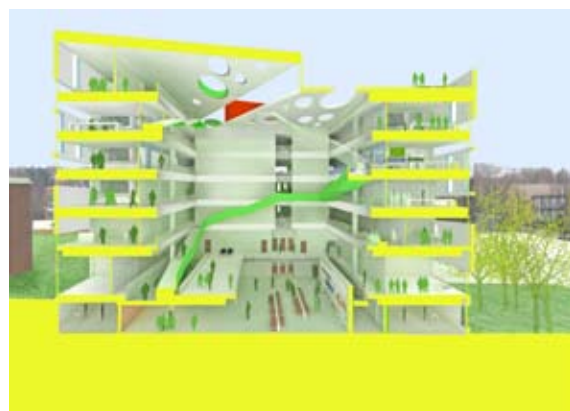
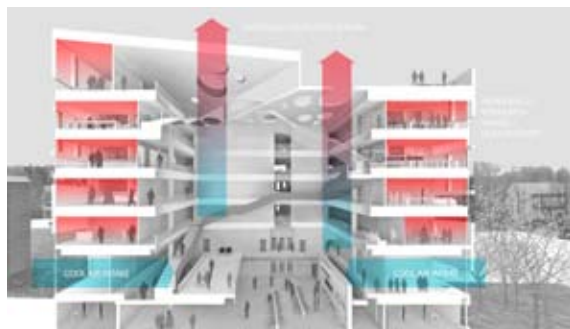
Main access routes and directions

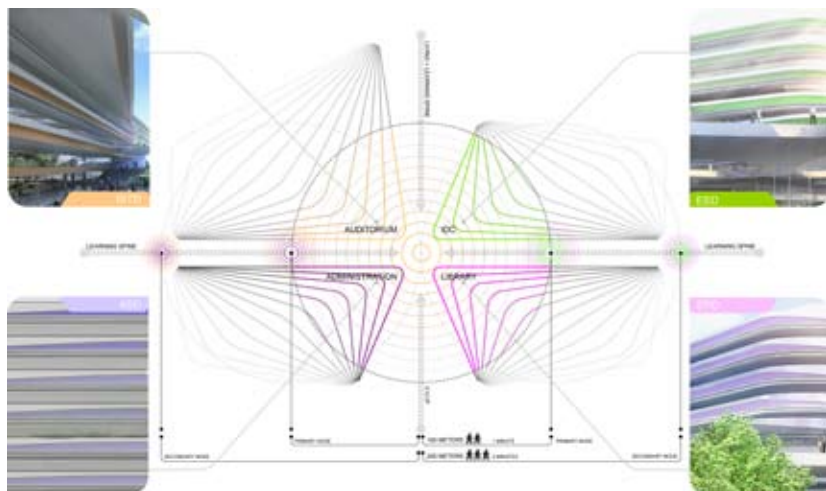
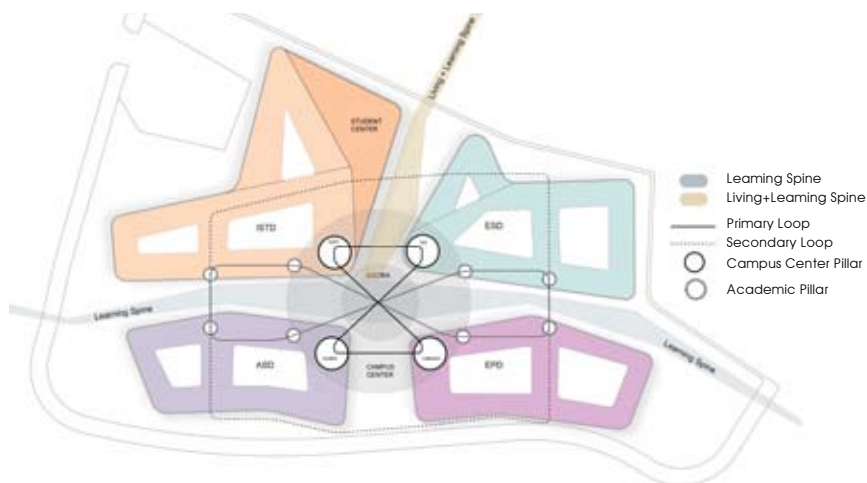


Public zones
Semi-private zones
Private zones

Public zones
Semi-private zones
Private zones

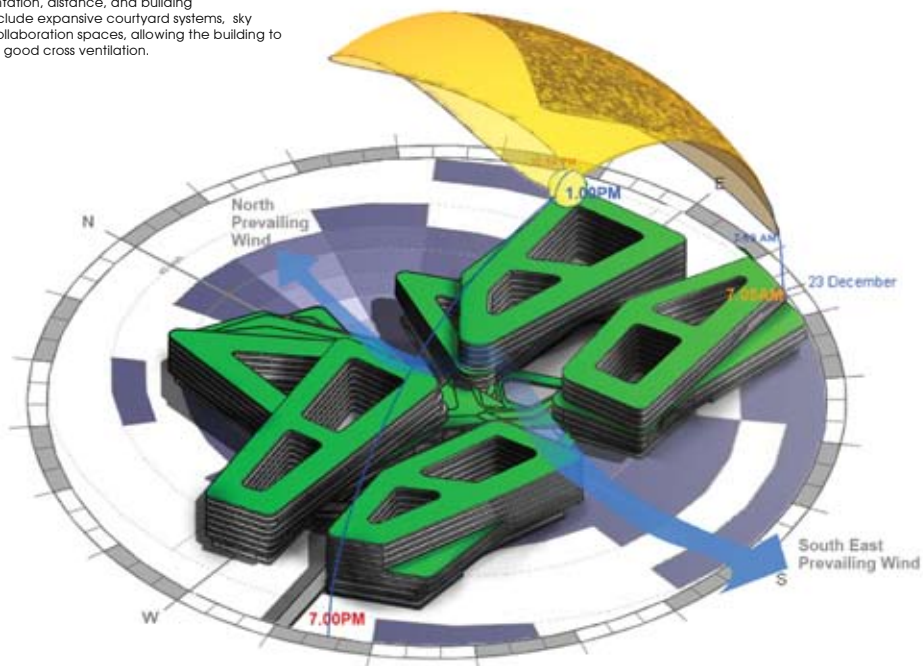







DYNAMIC ENVIRONMENTAL SIMULATION


Various dynamic modeling and analysis of site, solar, ventilation, day lighting, carried out influence the basic planning and design parameters of the SUTD such as, campus orientation, distance, and building massing. Examples include expansive courtyard systems, sky terraces, and open collaboration spaces, allowing the building to "breathe" and promote good cross ventilation.



Holistic Energy Approach



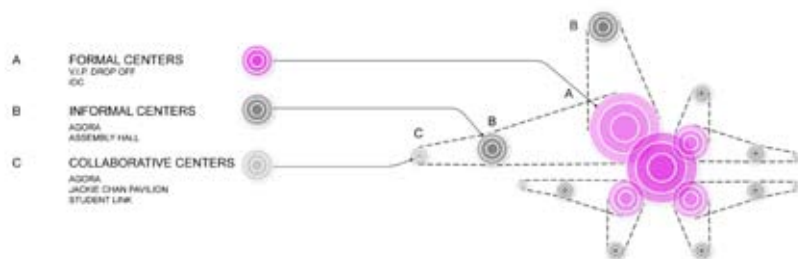
Sun Path Diagram



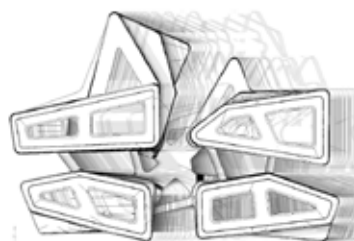
Prevailing Winds Analysis



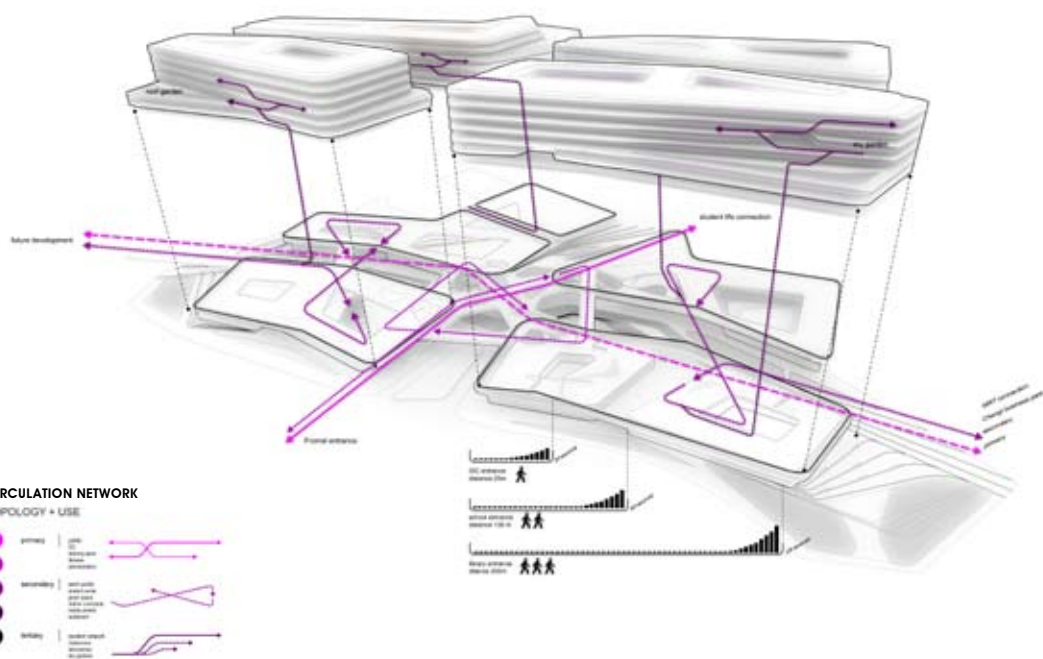
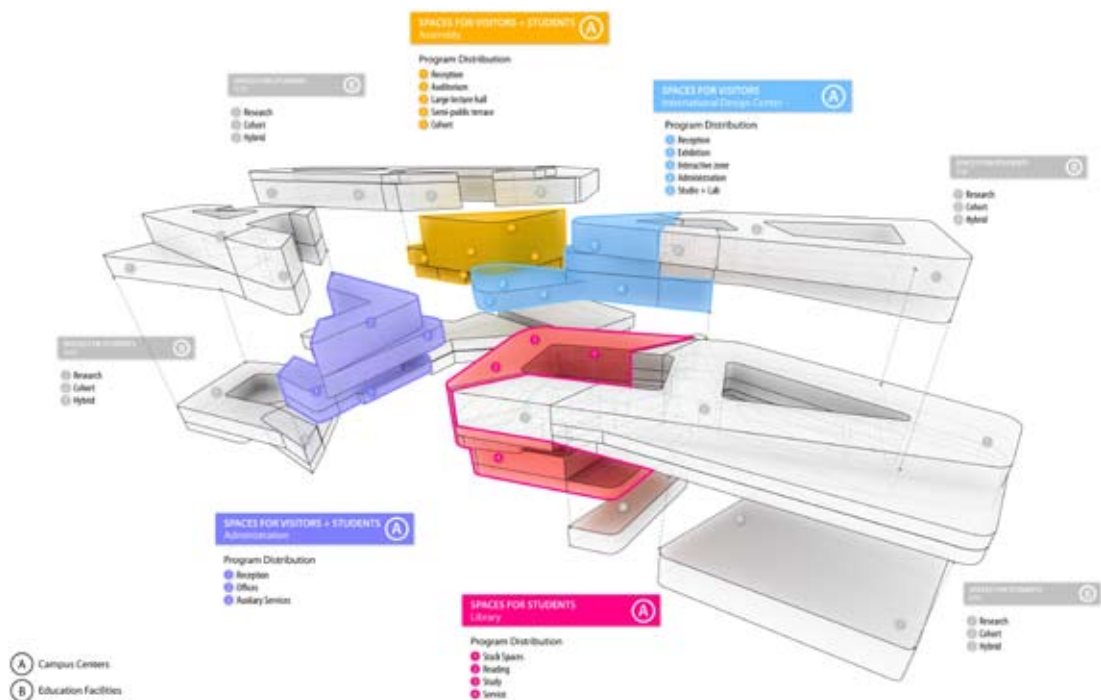
Solar Optimization

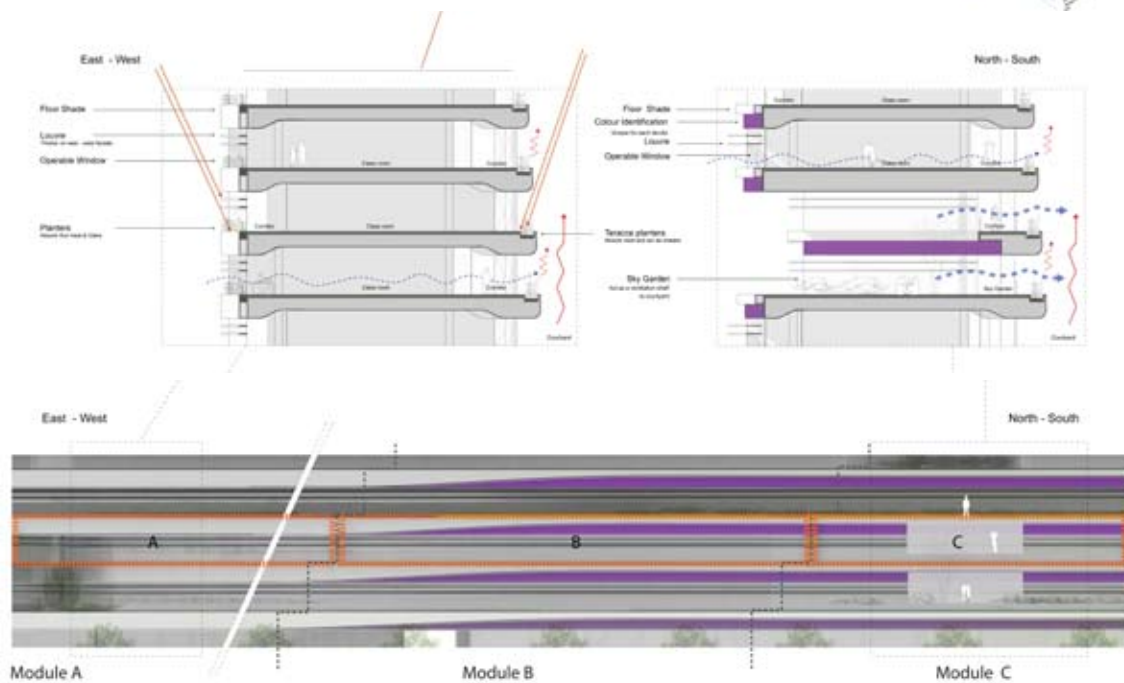
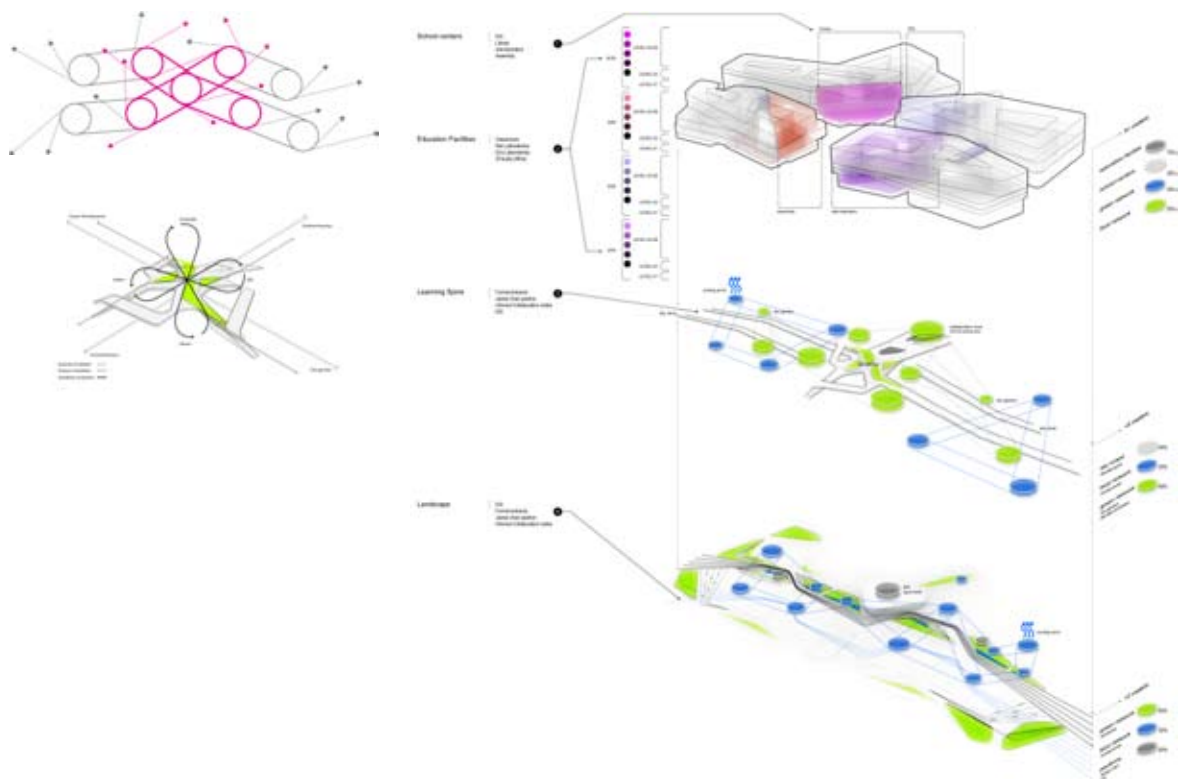


CENTER DISTRIBUTION



OUTDOOR SHADING





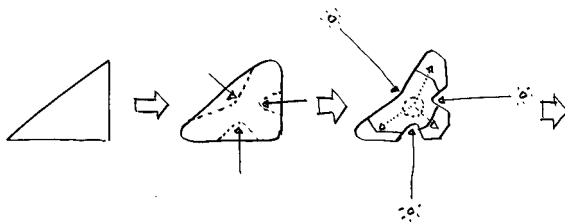
FACADE MODULE AND MATERIAL

帕纳姆中心科学大厦

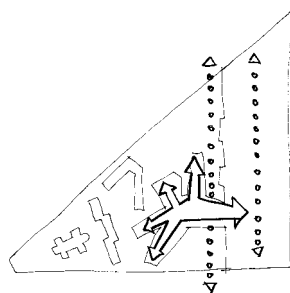
SCIENCE TOWER FOR THE PANUM COMPLEX

设计公司 / C. F. Møller Architects

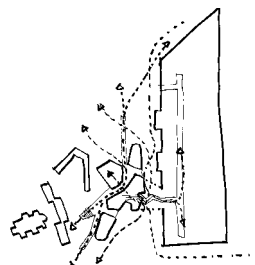
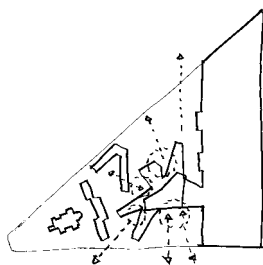
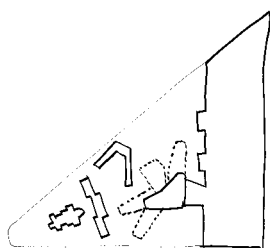
地点 / 丹麦, 哥本哈根



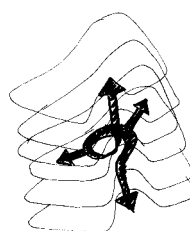
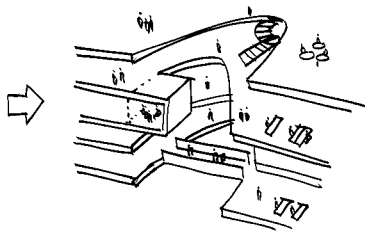
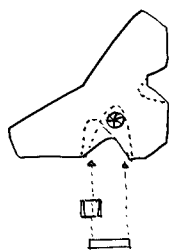
the layout and organic shape of the towers laboratory floors are created to provide maximum views, daylight, internal proximity, flexibility and easy adaptability.



A large-scale connection ties together the entire complex, leading all pedestrian access to a central Science Plaza. The plaza negotiates the different levels on the site as a terraced interior landscape of ramps, stairs and seats, and becomes the central pivot from where all access to the star-shaped base of the science tower and to the existing Panum complex is distributed.

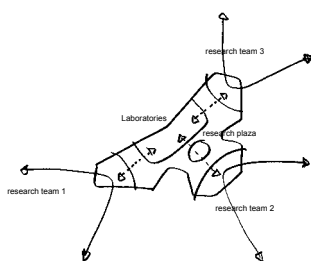


The master plan creates an easily legible composition on the site - a star shape, which ensures that the complex can be constructed in phases while leaving room for further future extensions that may not yet have been defined. The star-shaped layout also creates a series of lively urban spaces closely related to the surrounding buildings, and includes the neighborhood by providing green leisure areas as well as public pathways across the site - for the common good.

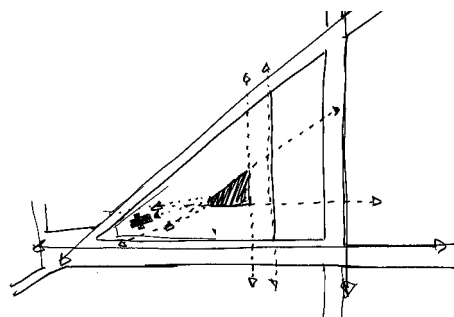


The 3-dimensional science tower supports research in a uniquely open and transparent setting - horizontally and vertically.

The master plan creates an easily legible composition on the site - a star shape, which ensures that the complex can be constructed in phases while leaving room for further future extensions that may not yet have been defined. The star-shaped layout also creates a series of lively urban spaces closely related to the surrounding buildings, and includes the neighborhood by providing green leisure areas as well as public pathways across the site - for the common good.



The triangular layout ensures a minimal distance between the research teams themselves, as well as to the centrally located laboratories and shared research plaza, while providing equal qualities of facade access, views and daylight.

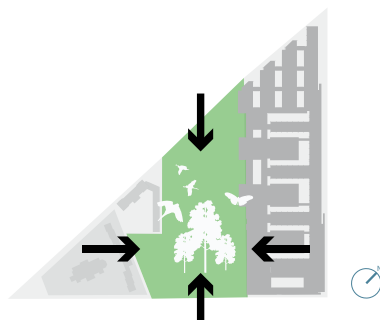


The urban relations and lines of sight across the area are key factors in shaping the Science Tower. The triangular footprint is derived from the angles of the adjacent streets, and the shape presents its narrowest gable towards the slender spire of the nearby church. This also contributes to the energy efficiency of the building by reducing the south exposure and thus the solar gain.



ENCLAVE

Panums new landscape integrates with the existing green space of De Gamles By (The City of the Elderly) - one of Nørrebro's most green urban enclaves with less than 30% building coverage - and the park between the Rigshospitalet and the existing Panum buildings.



PANUM URBAN PARK

The aim is a mostly green park tying together the different buildings on the triangular site by means of biodiversity, changeability and diverse green spaces.



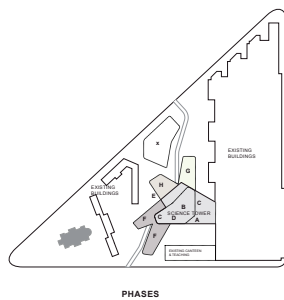
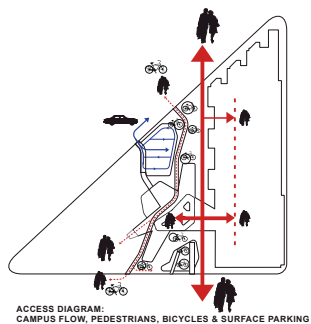
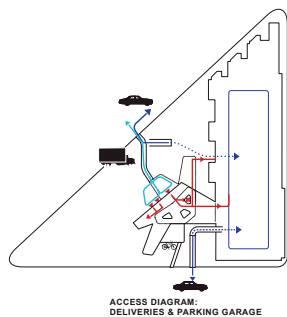
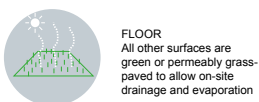
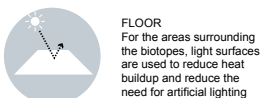
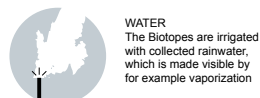
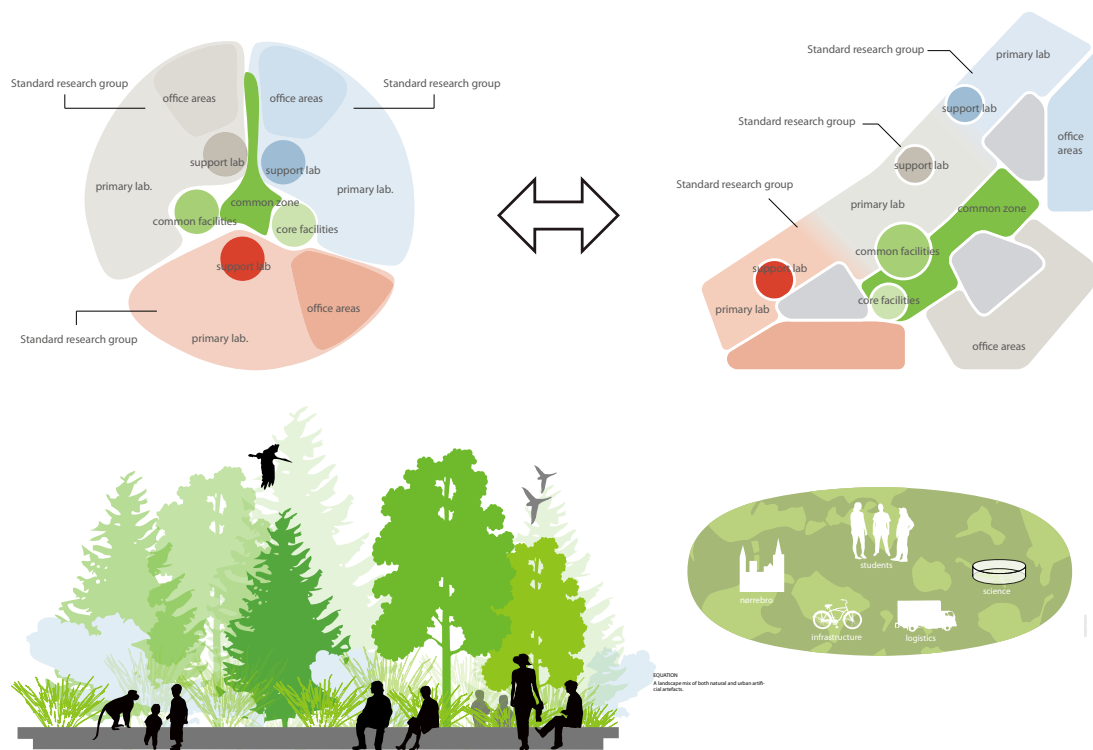
URBAN CONTEXT ANALYSIS

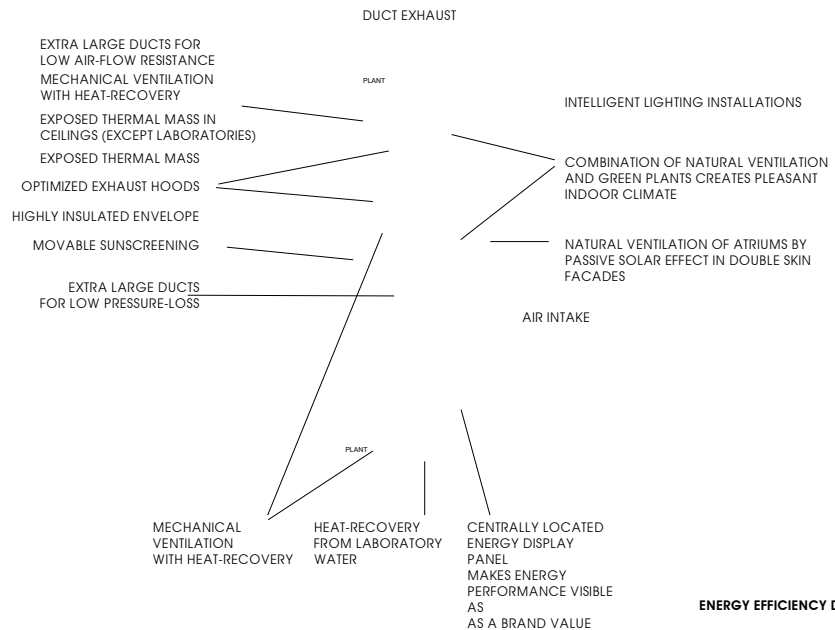
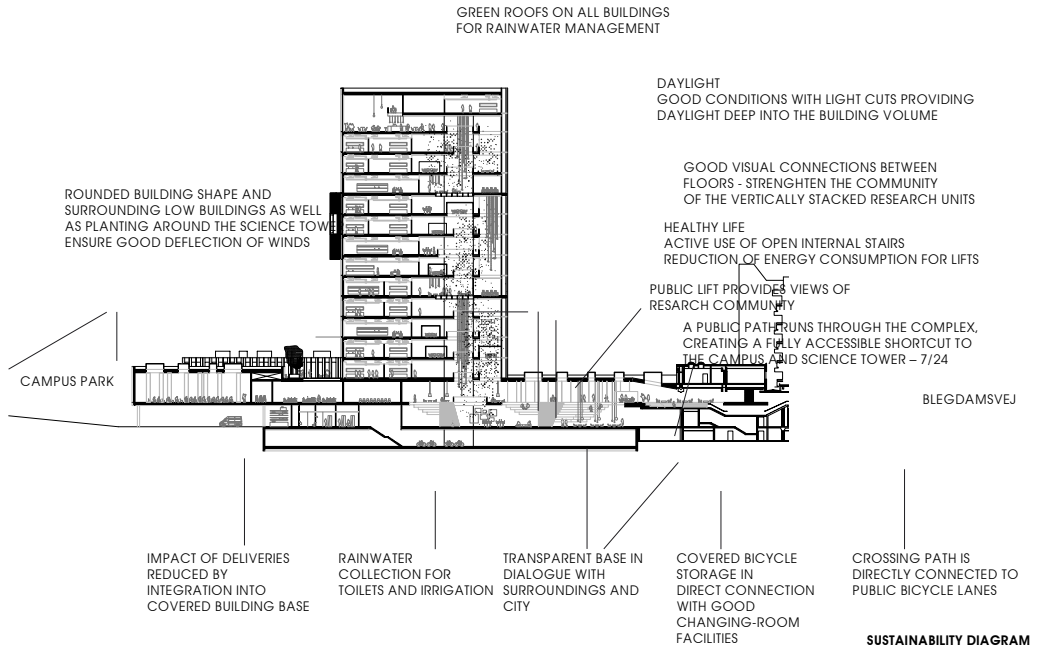
The site of the new Panum extension is located in central inner Nørrebro - one of the countries most dense urban areas. The surroundings are characterised by diverse ethnicity, some large institutions and few large/scale green spaces.



PATCHWORK

Spatially, programmatically and typologically the area is characterised by diversity and juxtaposition. The new landscape aims to enhance this by introducing a new urban nature, combining urban space with the natural.

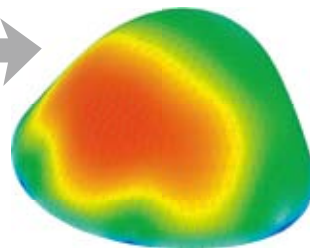

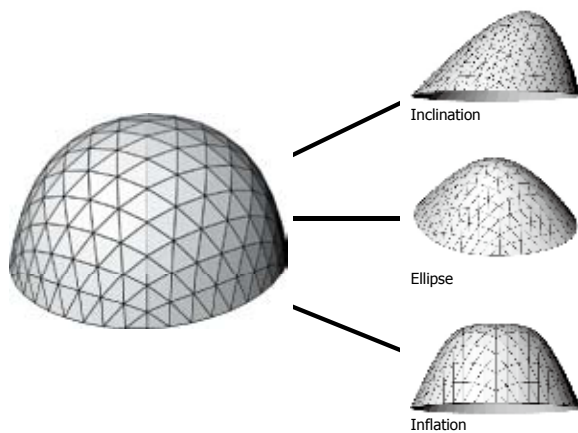




奥胡斯大学植物园温室— 可持续温室

AARHUS UNIVERSITY HOTHOUSE IN THE
BOTANICAL GARDEN – A SUSTAINABLE
HOTHOUSE

设计公司 / C. F. Møller Architects
地点 / 丹麦, 奥胡斯



Reference model
(simple half-dome)

Variable parameters / Optimization of form

Optimal model

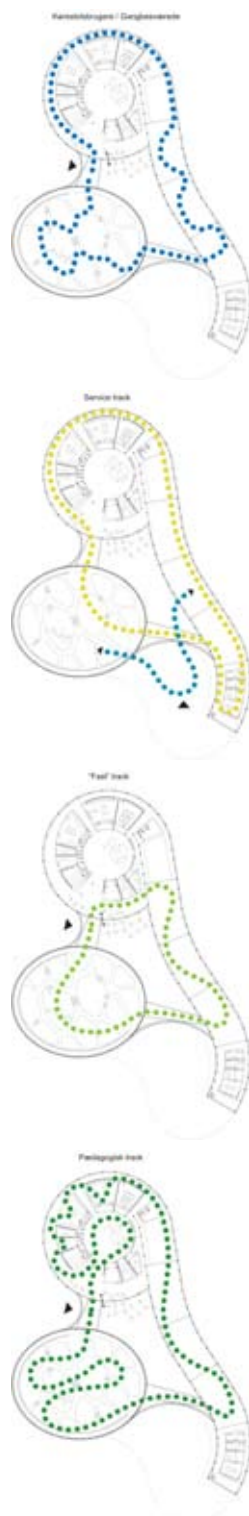
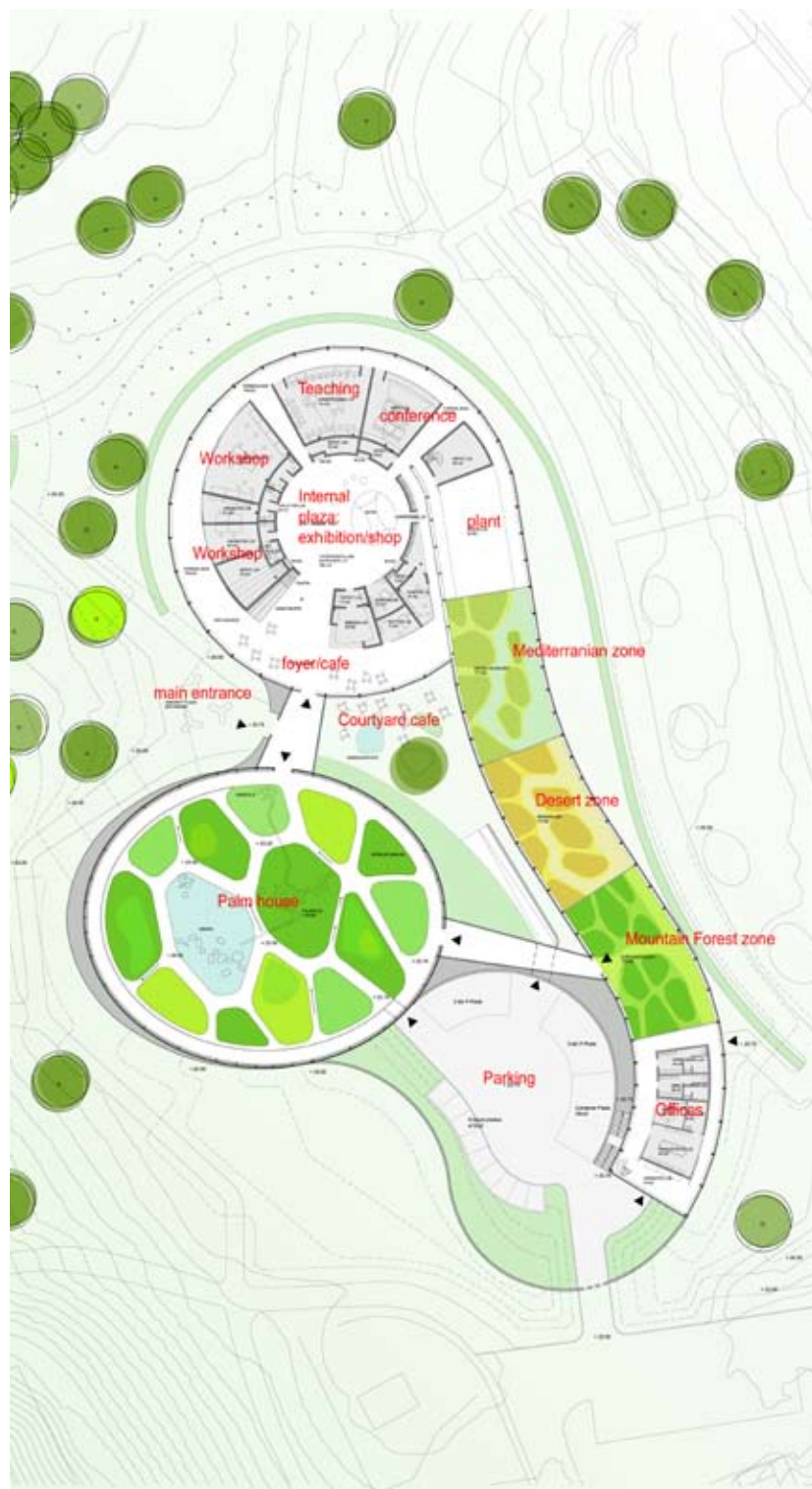
ETFE-cushion

East-West
tubular profile

North-South
tubular profile

Diagonal
cables


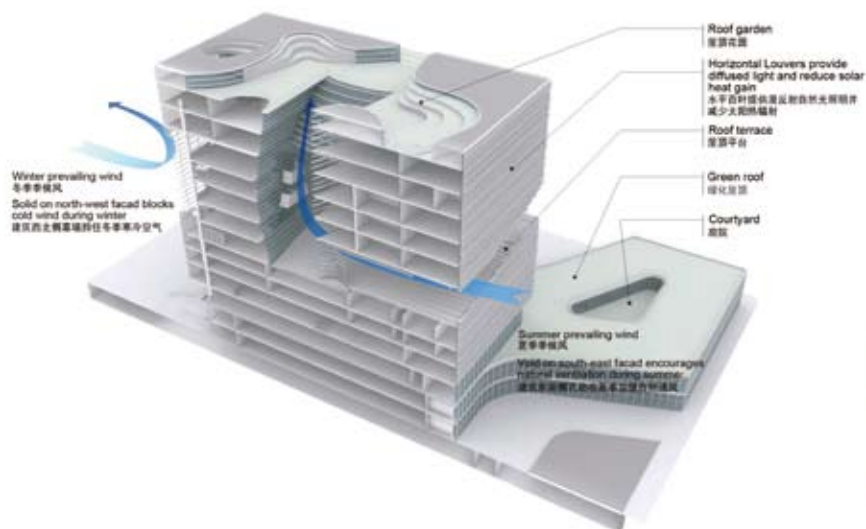
Plinth



西交利物浦大学行政信息楼

XI'AN JIAOTONG-LIVERPOOL UNIVERSITY ADMINISTRATION INFORMATION BUILDING

设计公司 / 凯达环球建筑设计咨询(北京)有限公司
地点 / 中国, 苏州

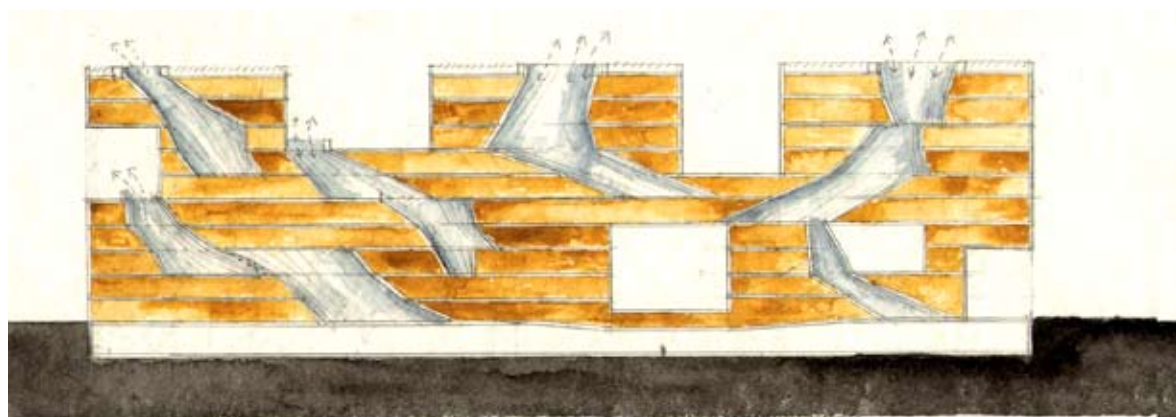
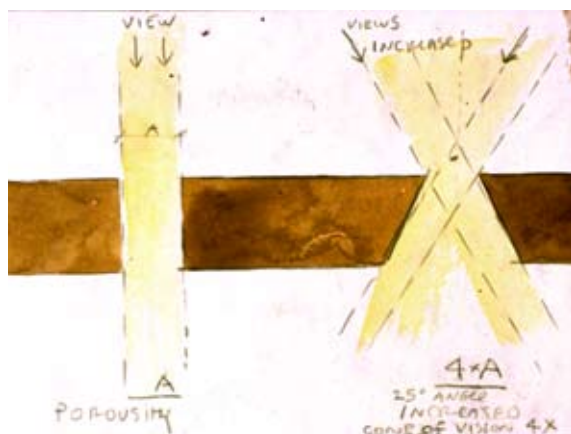
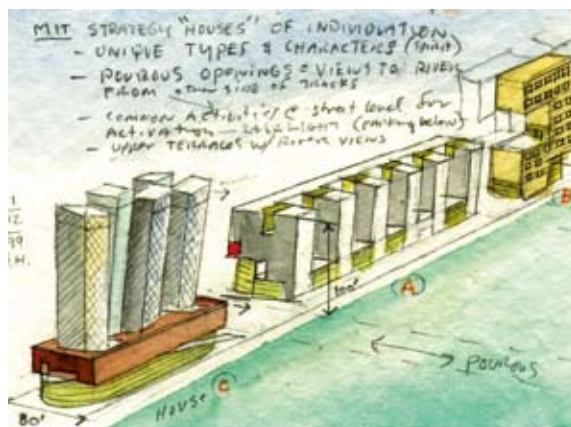


美国麻省理工学院西蒙斯大厅

SIMMONS HALL, MASSACHUSETTS INSTITUTE OF TECHNOLOGY

设计公司 / Steven Holl Architects

地点 / 美国, 马萨诸塞州


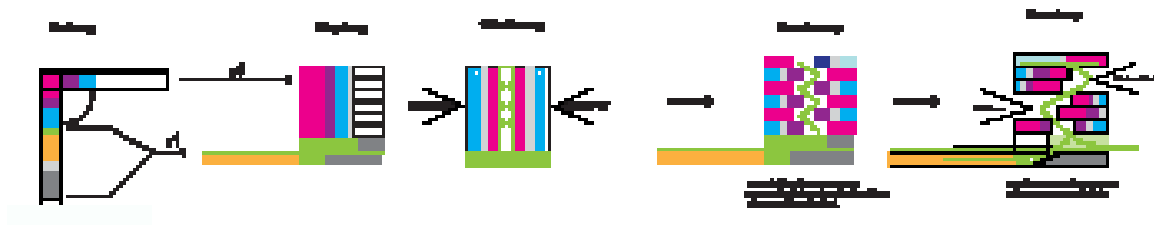
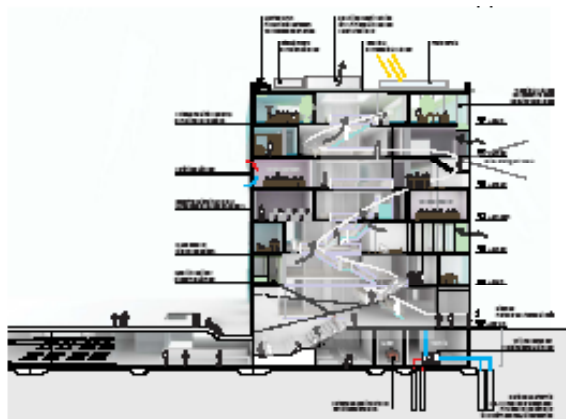


MIT 2001 (Porousity) SPONGE

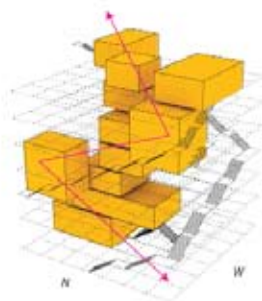
LIGHT & AIR VENTILATION (AIR DRAWN UP THROUGH MAIN "LUNGS" VIA SLOW REM FANS OPERATED BY ROOF TOP PHOTOVOLTAIC CELLS)

斯图加特大学像素大厦 STUTTGART UNIVERSITY Voxel

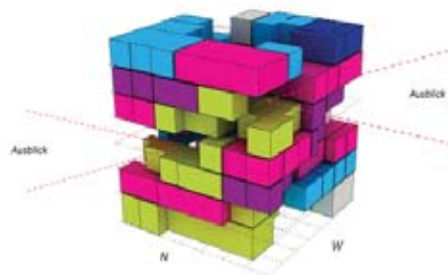
设计公司 / LAVA
地点 / 德国, 斯图加特




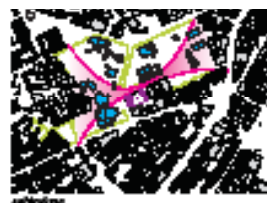
DICHTE UND OFFENE ZONEN




LUFTRAUM



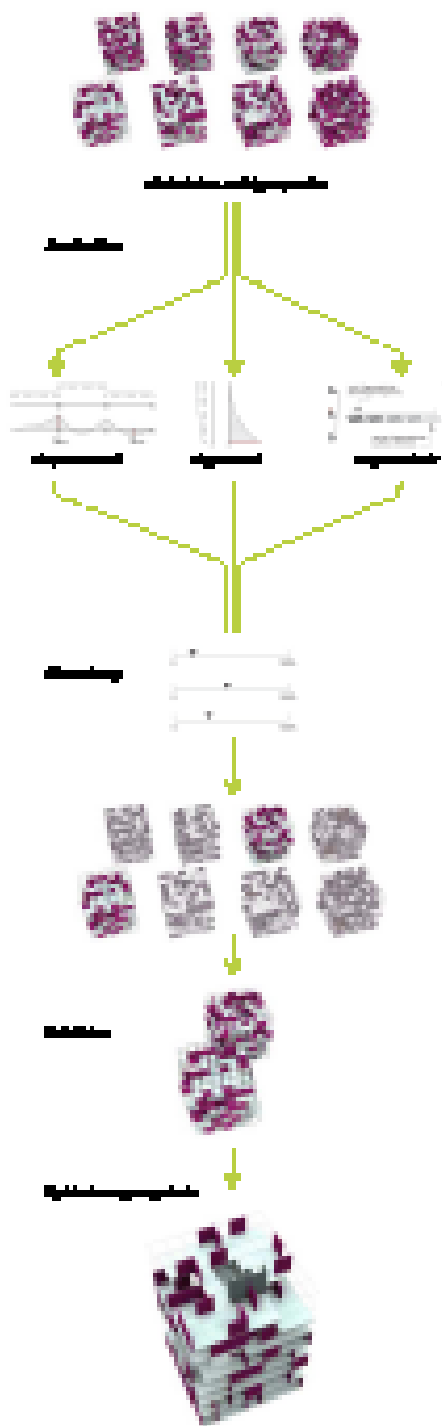
PROGRAMMVERTEILUNG



Variable Repetition Regeneration



Generative Process



MEDIC BUILD

CREATIVE DIAGRAM IN ARCHITECTURE

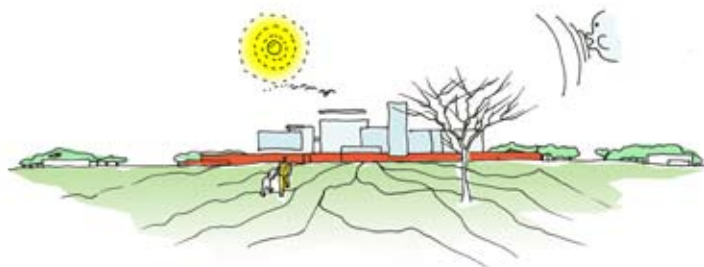
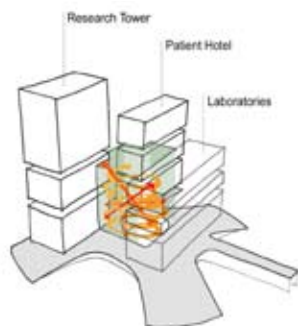
AL
NG

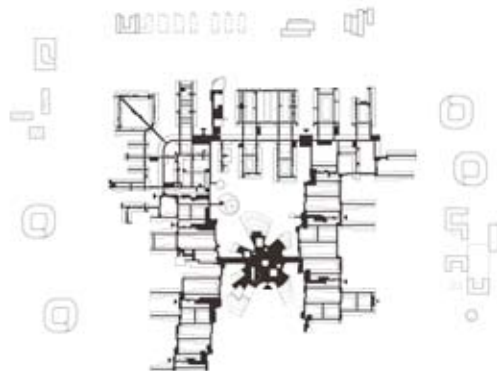
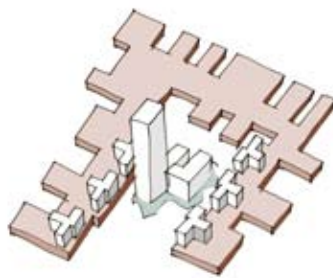
医疗建筑

110—119

新奥胡斯大学医院 NEW UNIVERSITY HOSPITAL IN AARHUS

设计公司 / C. F. Møller Architects
地点 / 丹麦, 奥胡斯

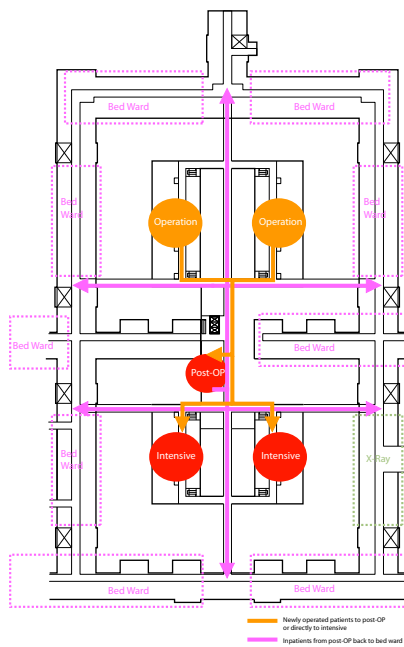
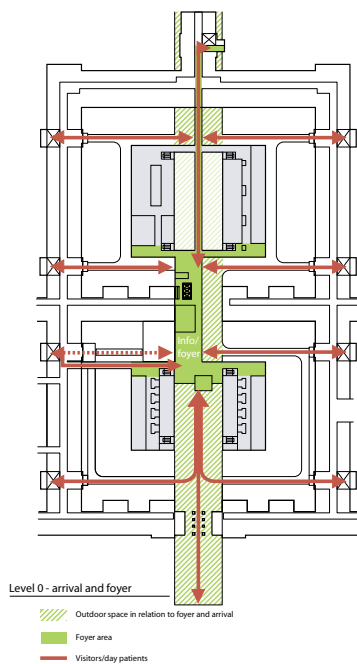
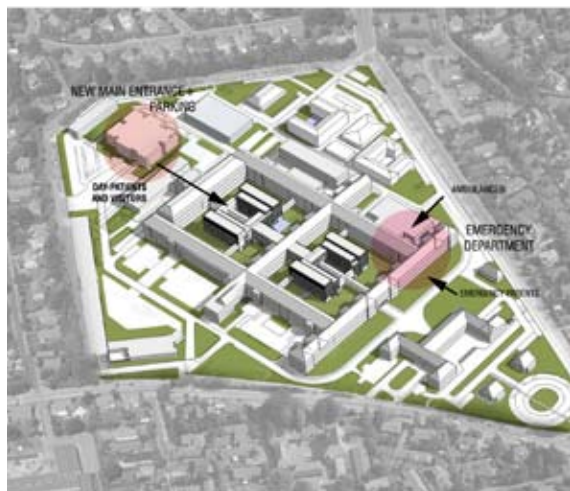


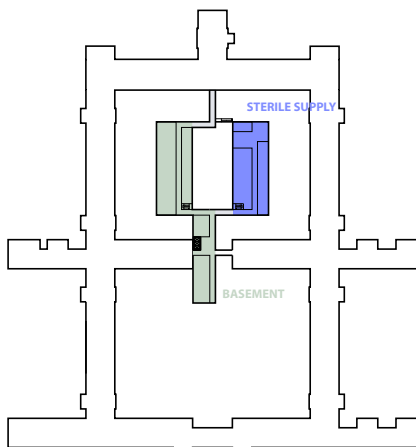


根措夫特医院扩建

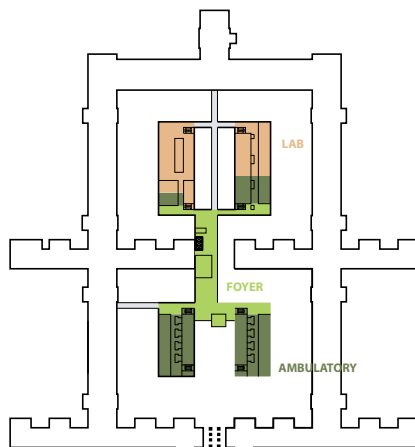
GENTOFTE HOSPITAL EXTENSION

设计公司 / C. F. Møller Architects
地点 / 丹麦，根措夫特

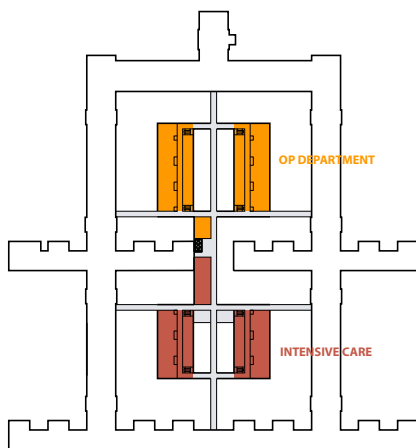




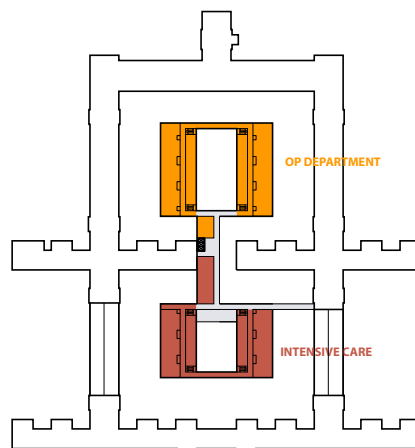
Functions level -1



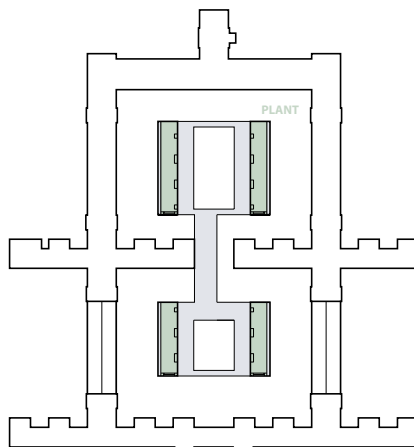
Functions level 0



Functions level 1



Functions level 2

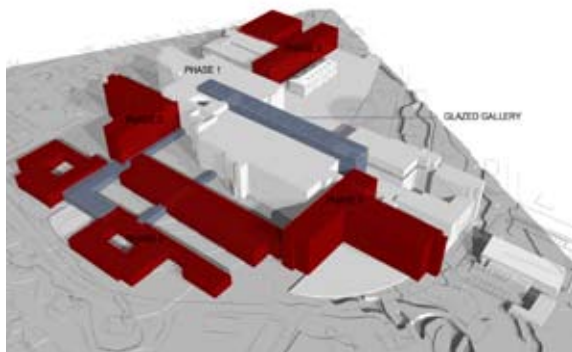
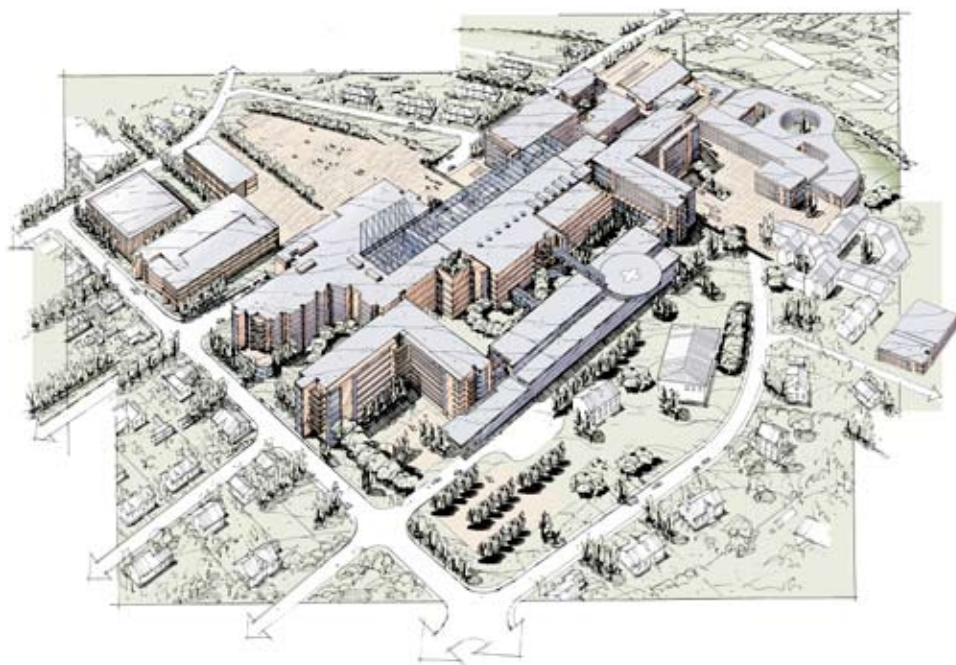


Functions level 3

韦斯特福尔医院

VESTFOLD HOSPITAL

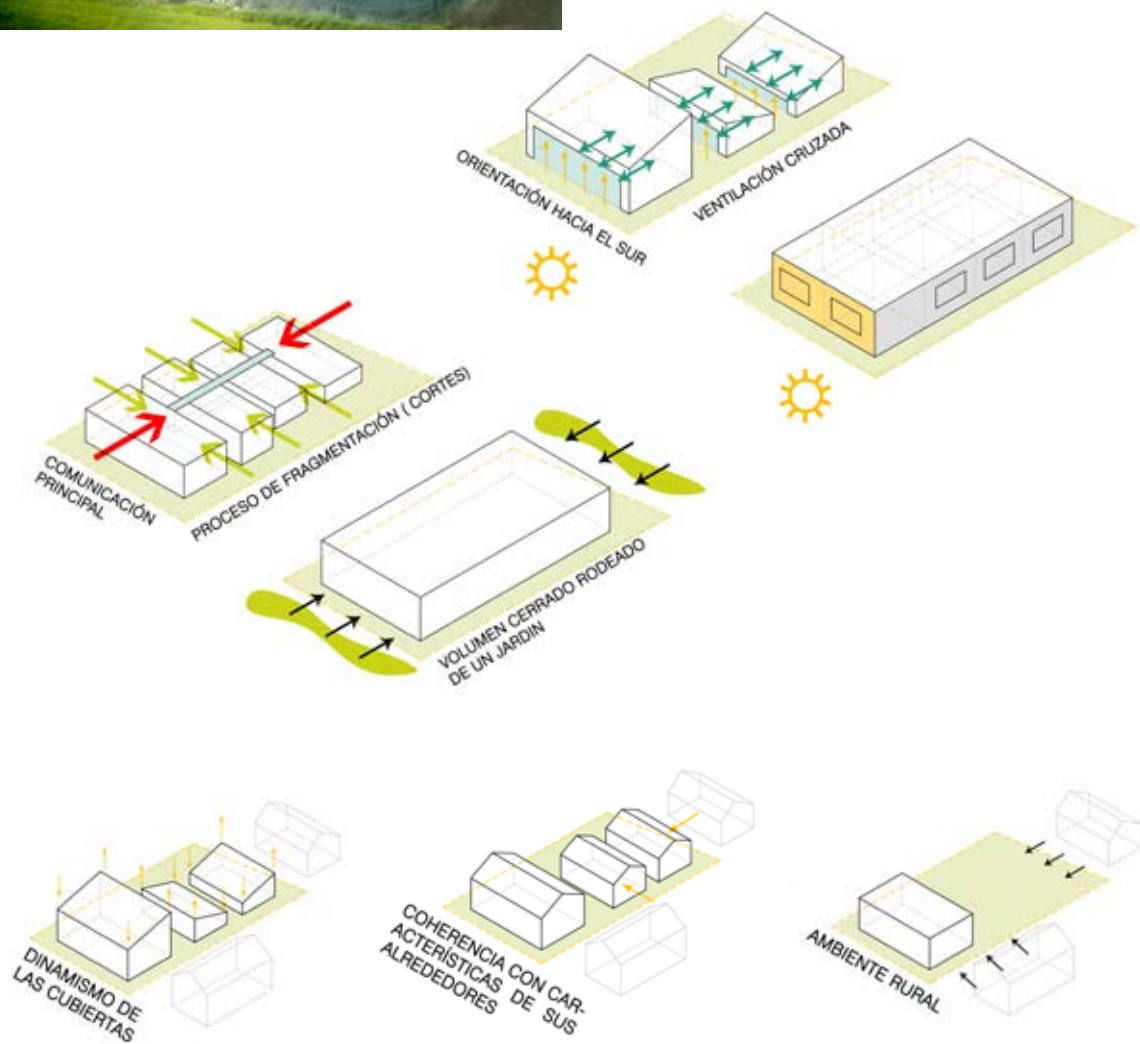
设计公司 / C. F. Møller Architects
地点 / 挪威, 滕斯贝格



阿拉瓦老年之家

NURSING HOME IN ALAVA

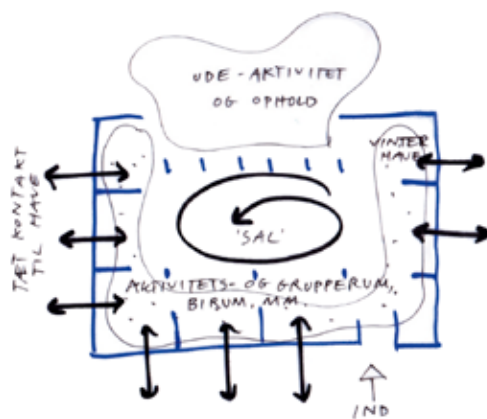
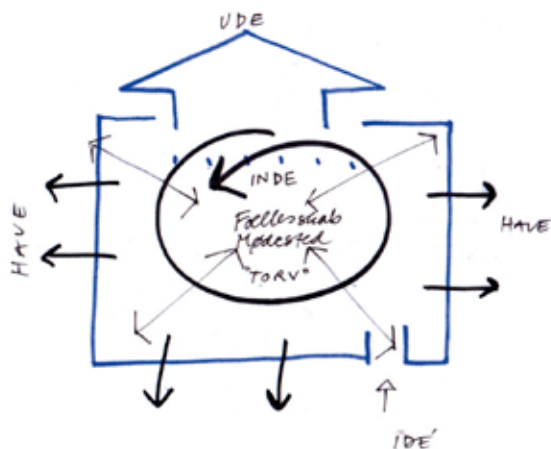

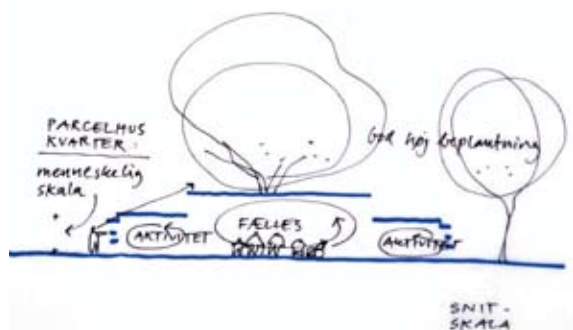
设计公司 / Firma d.o.o.
设计师 / Dina Samic, Nermina Zagora
地点 / 西班牙, 阿拉瓦



HEP HOUSE 低能耗老年之家

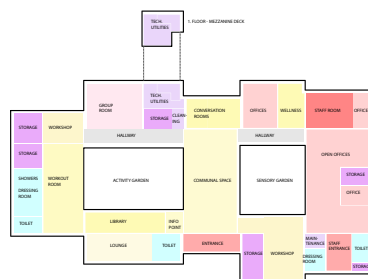
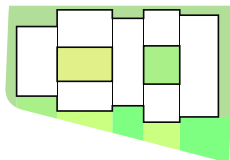
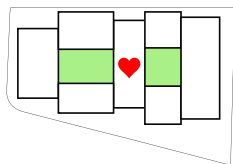
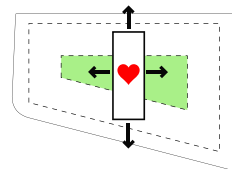
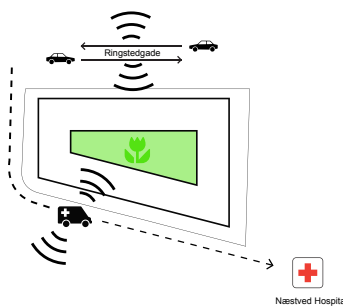
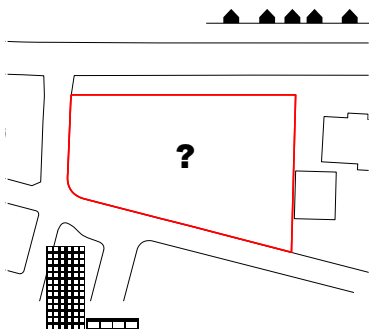
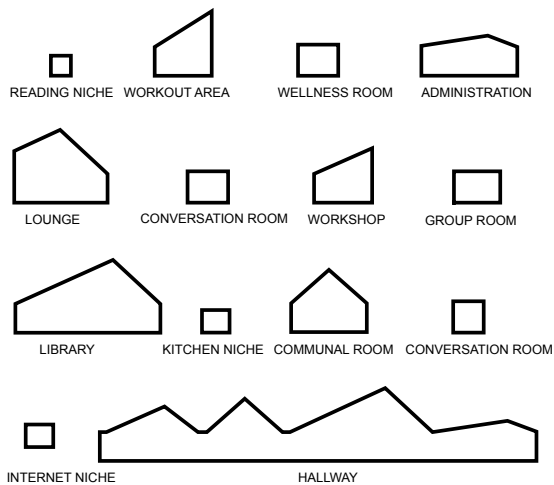
THE HEP HOUSE

设计公司 / C. F. Møller Architects
地点 / 丹麦



LIVSRUM癌症咨询中心
LIVSRUM

设计公司 / EFFEKT
地点 / 丹麦



COMMERCIAL BUILD

CREATIVE DIAGRAM IN ARCHITECTURE

—
L
ING


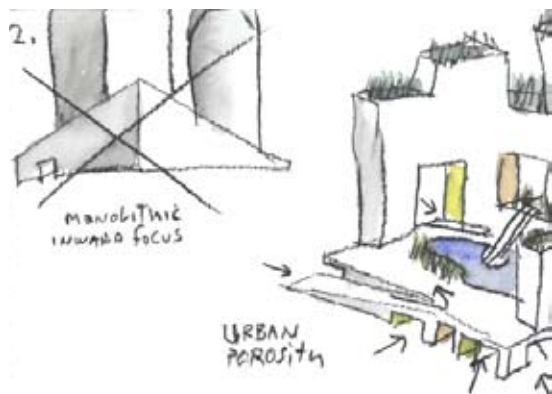
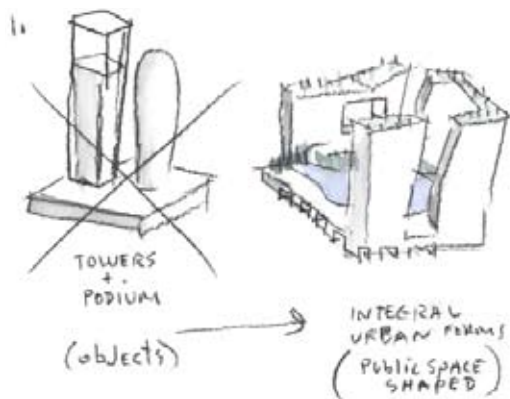


商业建筑

120—155

嘉德置地来福士广场

SLICED POROSITY BLOCK

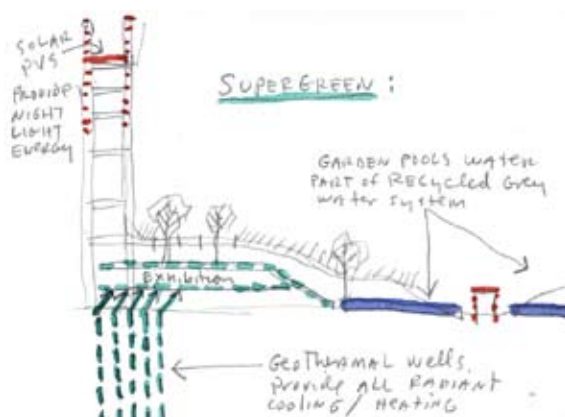
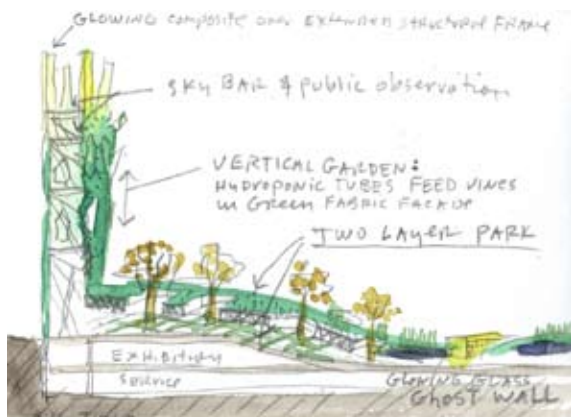
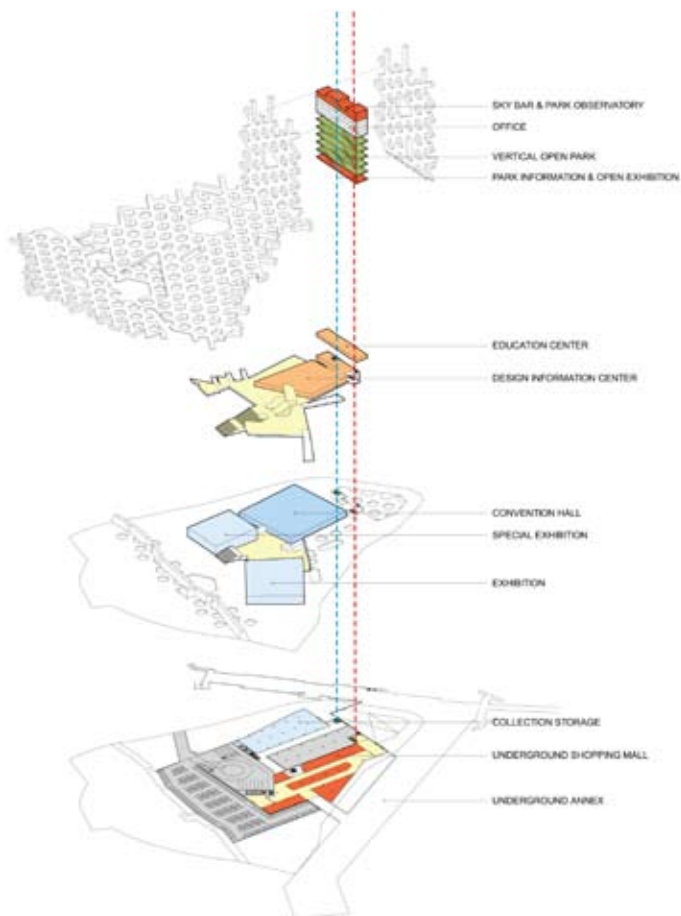

设计公司 / Steven Hall Architects
地点 / 中国, 成都



世界设计园综合体

WORLD DESIGN PARK COMPLEX

设计公司 / Steven Holl Architects
地点 / 韩国, 首尔

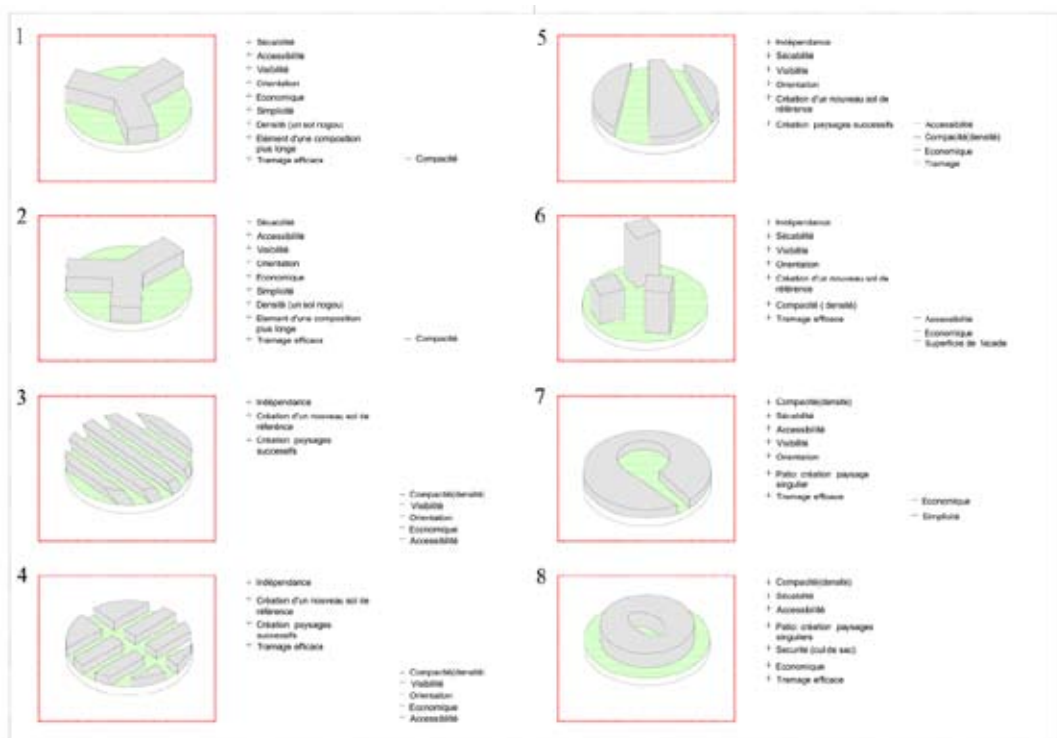


GENNEVILLIERS酒店

GENNEVILLIERS

设计公司 / ECDM Architectes
地点 / 法国, 巴黎







T1



T2



T3



T4



T1



T2



T3



T4



T1



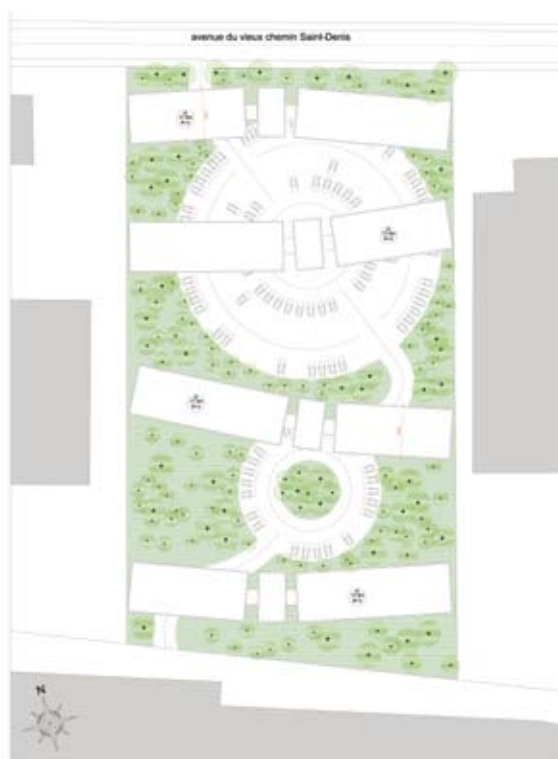
T2



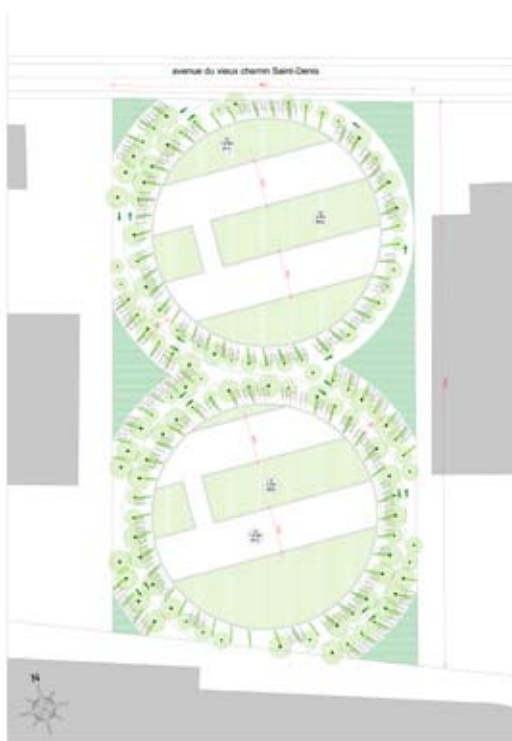

T3



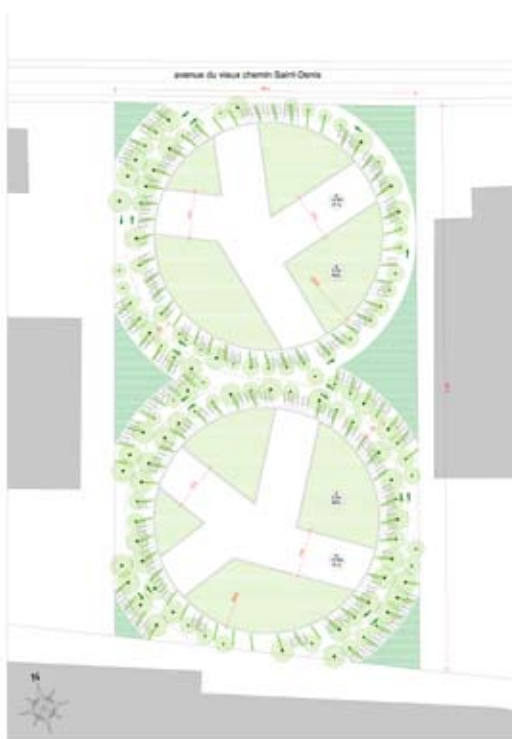

T4



EMPRISE AU SOL DE 50% - COS1 - 50/50	
Surface parcelle Fraikin	13 700
COS moyen proposé	1
SHON autorisée	13 700
Parking (PLU=41.6% SHON)	5739
Activité hauteur maxi faitage	10
Emprise au sol 60% autorisée	8220
Répartition bureaux / activité	50%-50%
Volume atelier	68500
SHON totale activité à RDC	6850
SHON totale bureaux en étages	6850
Surface toiture végétalisée potentielle	3500
SHON totale	13700
Emprise au sol réelle	6850
Pleine terre	1436



EMPRISE AU SOL DE 50% - COS1 - 50/50	
Surface parcelle Fraikin	13 700
COS moyen proposé	1
SHON autorisée	13 700
Parking (PLU=41.6% SHON)	5739
Activité hauteur maxi faitage	10
Emprise au sol 60% autorisée	8220
Répartition bureaux / activité	50%-50%
Volume atelier	68500
SHON totale activité à RDC	6850
SHON totale bureaux en étages	6850
Surface toiture végétalisée potentielle	3500
SHON totale	13700
Emprise au sol réelle	6850
Pleine terre	1436



贝希特斯加登 HAUS UNTERSBERG青年旅馆

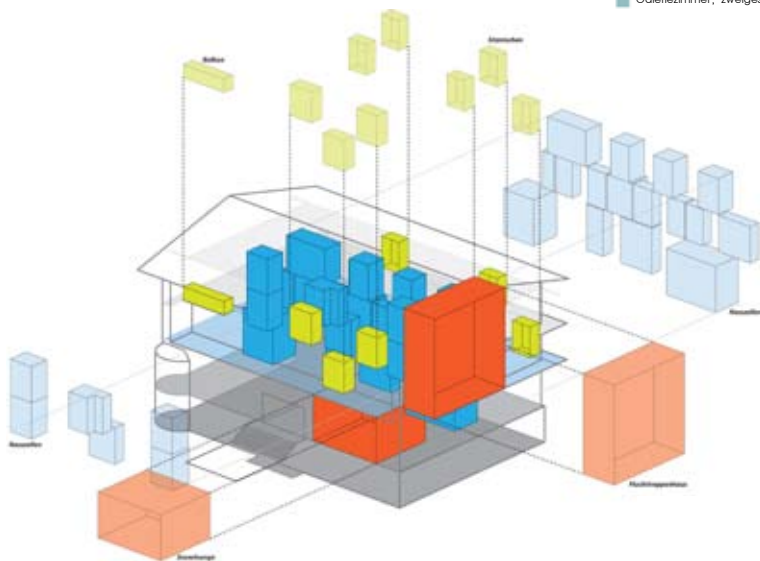
BERCHTESGADEN YOUTH HOSTEL – HAUS
UNTERSBERG

设计公司 / LAVA
地点 / 德国, 贝希特斯加登



Legende

- Terrassenzimmer in ehemaligem gemeinschaftsbereich
- Balkonzimmer bei bestandsterrassen
- Familienzimmer
- Galeriezimmer, zweigeschossig unter Dach



Legende

- Öffentliche Bereiche
- Sitznischen
- Nasszellen



bestand

- loses Mobiliar
- keinerlei Raumorganisation
- einfache Materialien, keine besondere Wertigkeit



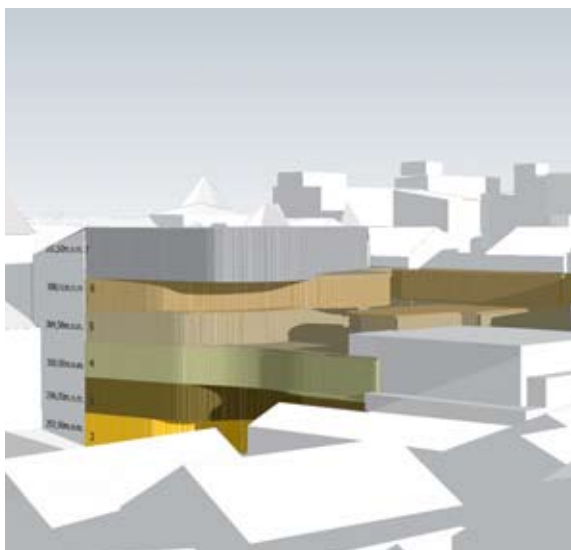
konzepte

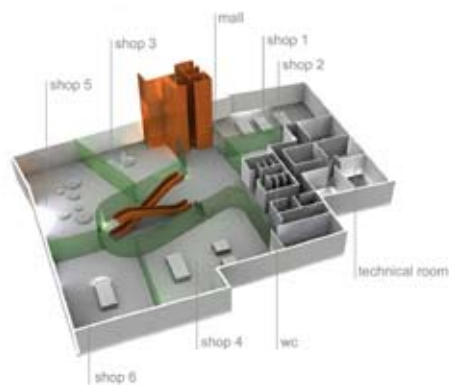
- eichtheit der Materialien
- einbauen statt losem Mobiliar; gliederung der Räume
- farbsatz zur Zonierung

台阶式购物广场

SHOPPING PILLOW TERRACES

设计公司 / OFIS
地点 / 斯洛文尼亚, 卢布尔雅那

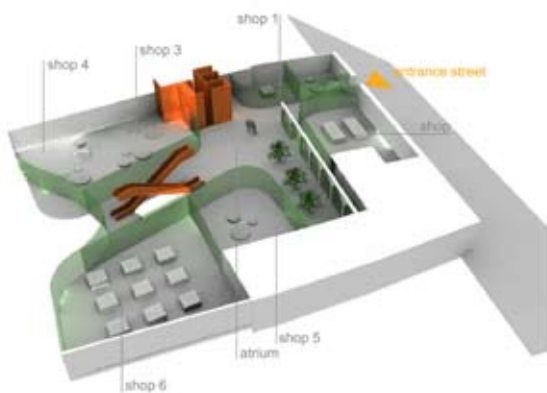




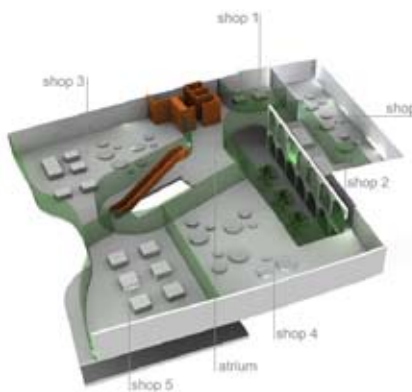
LEVEL 1



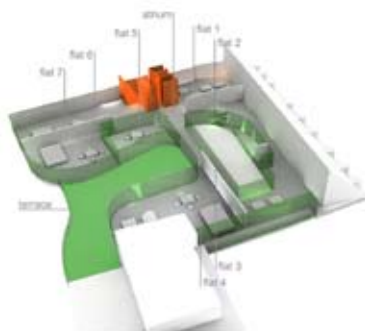
LEVEL 2 - ENTRANCE PARK



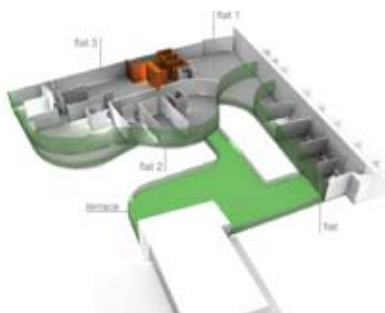
LEVEL 3 - ENTRANCE STREET



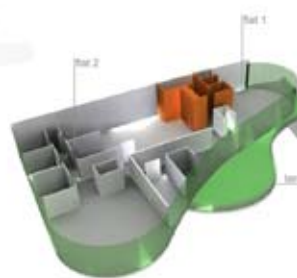
LEVEL 4



LEVEL 5



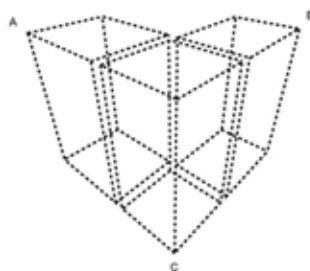
LEVEL 6



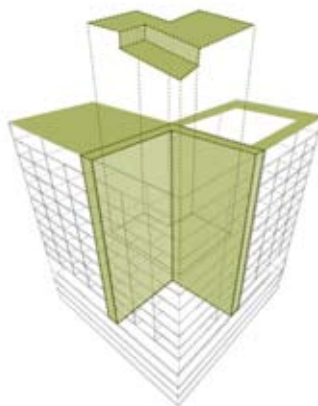
LEVEL 7

壹号酒店 ONE HOTEL

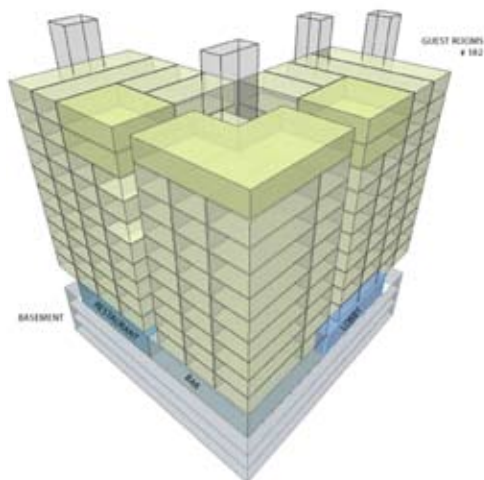
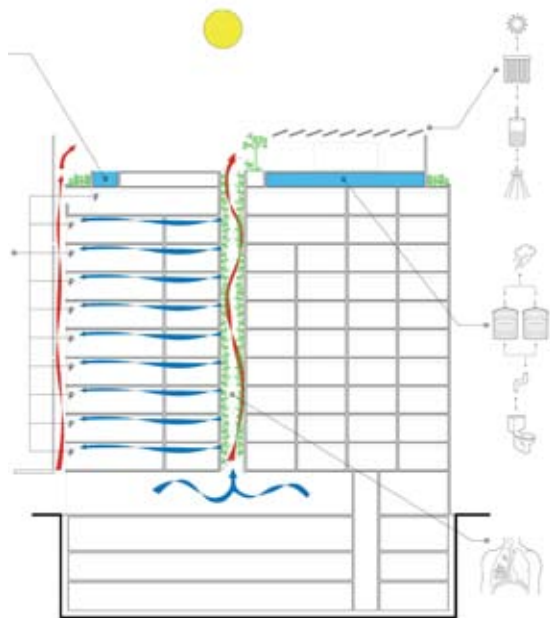
设计公司 / Oppenheim Architecture+Design
地点 / 美国, 华盛顿



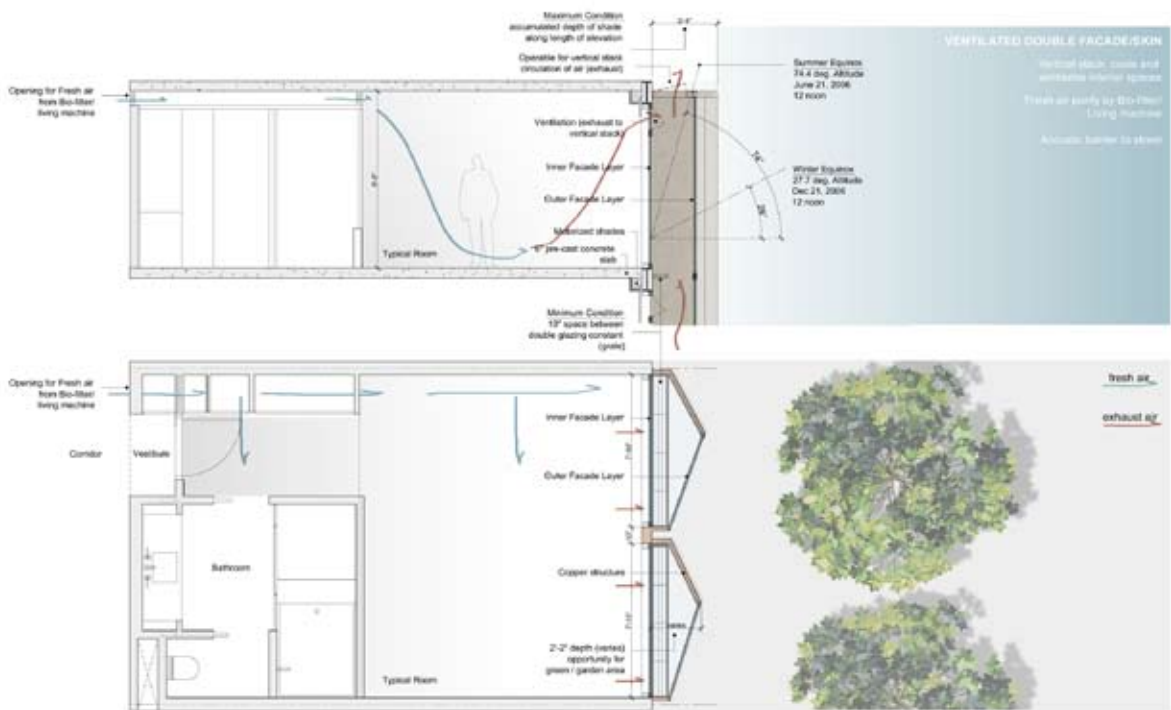
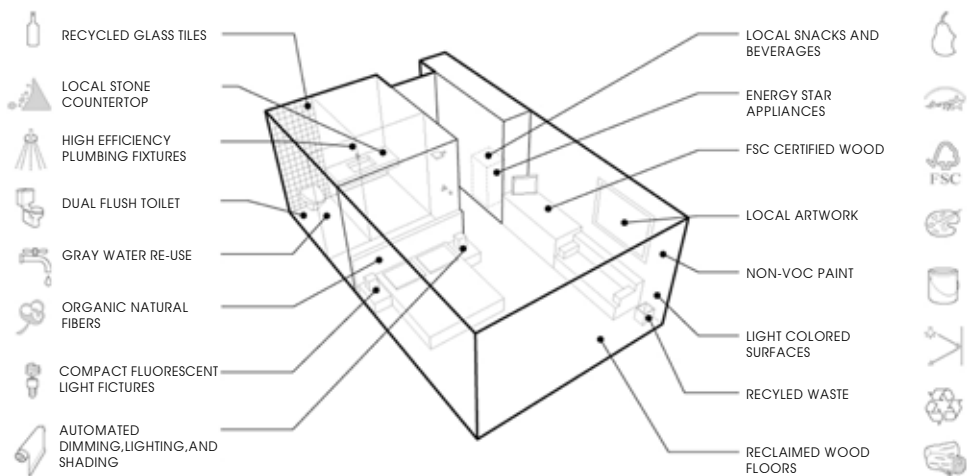
MASSING



GARDEN



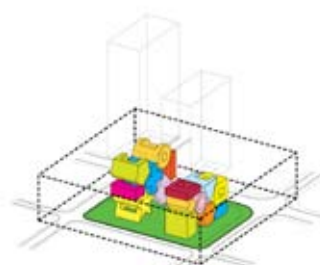

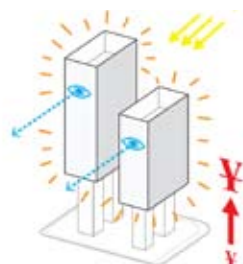
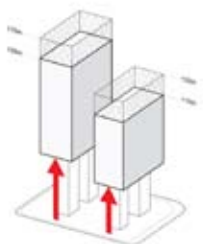
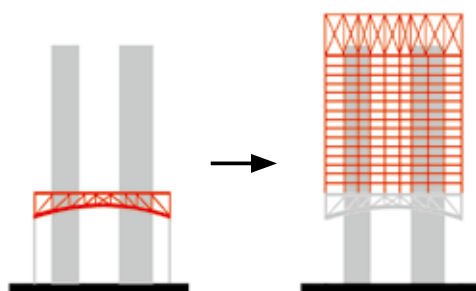
PROGRAM



CLC & MSFL 大厦

CLC & MSFL TOWERS

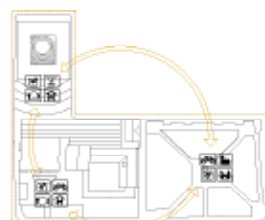
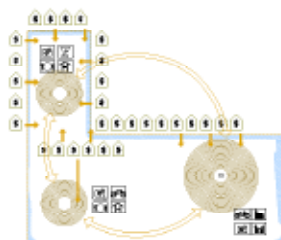
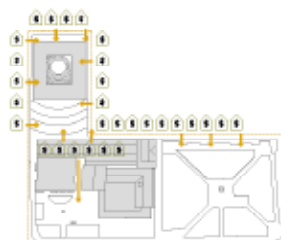
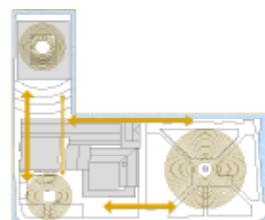
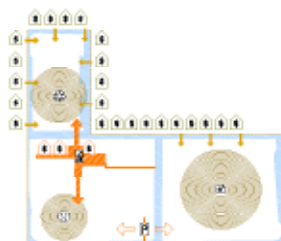
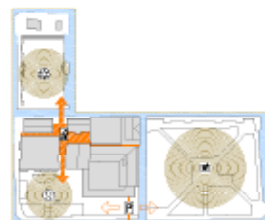
设计公司 / REX
地点 / 中国, 深圳

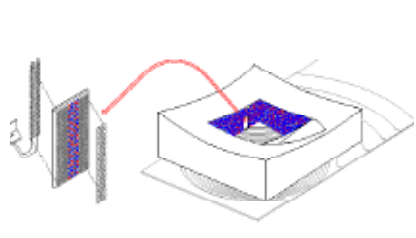
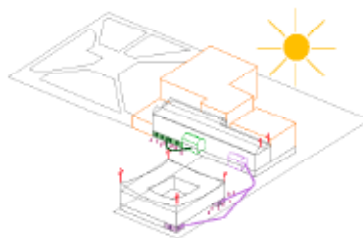
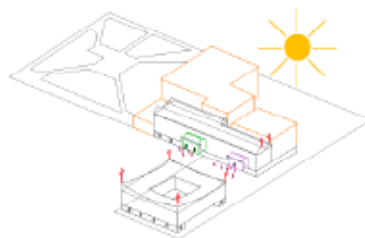
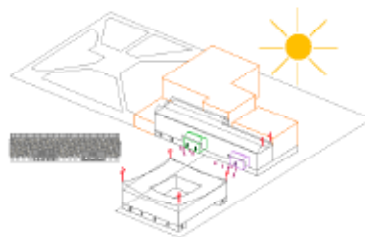
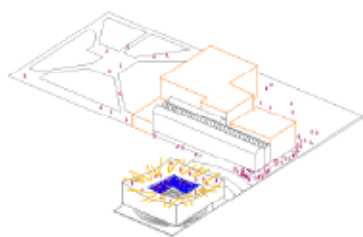
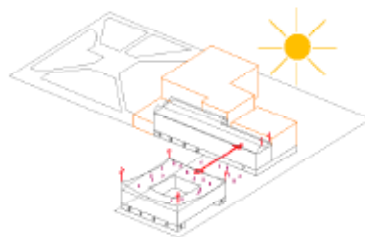
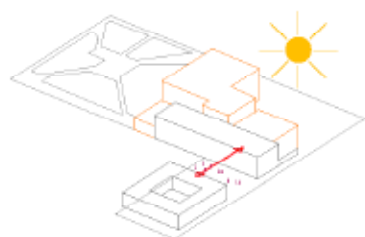
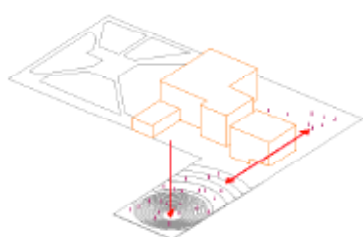
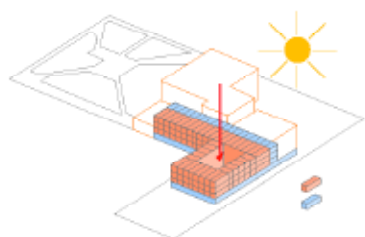
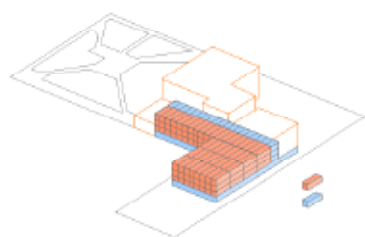
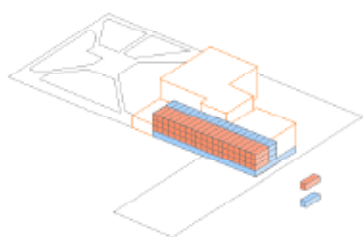
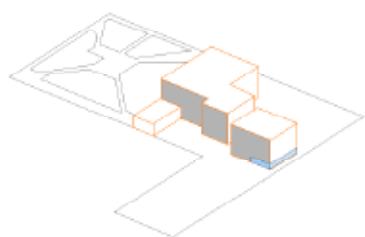


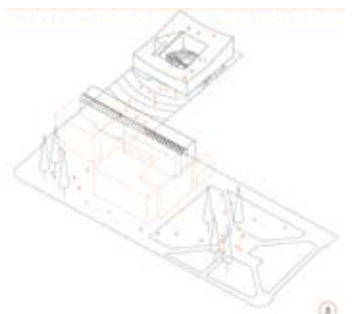
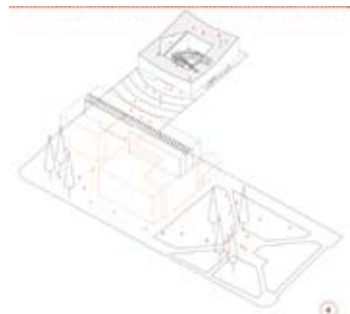
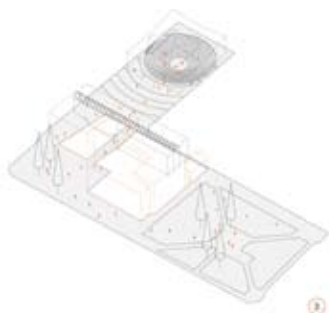
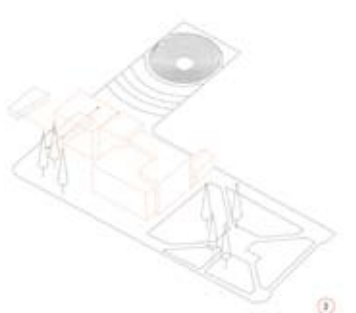
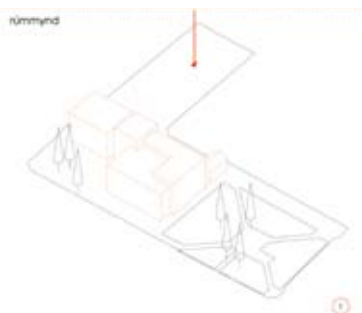
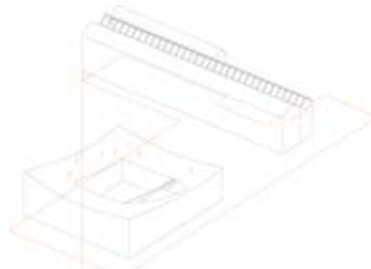
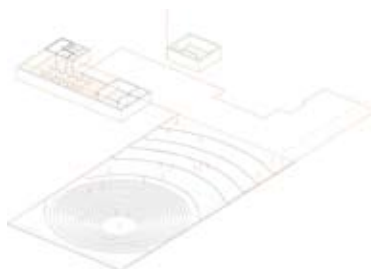

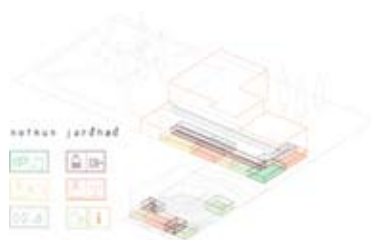

雷克雅未克酒店

HOTEL IN REYKJAVIK

设计公司 / OOIIO Architecture
地点 / 冰岛, 雷克雅未克



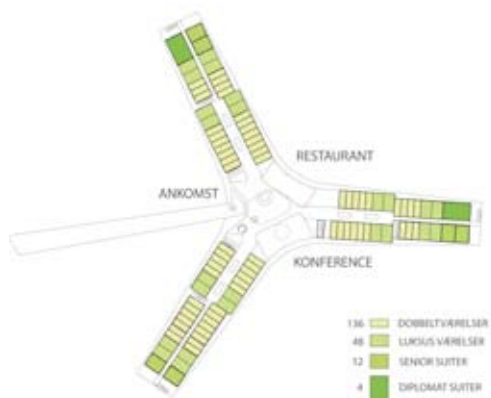




AQUADOMI 浮动酒店

AQUADOMI FLOATING HOTELS

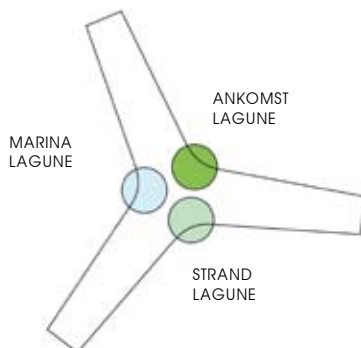
设计公司 / C. F. Møller Architects

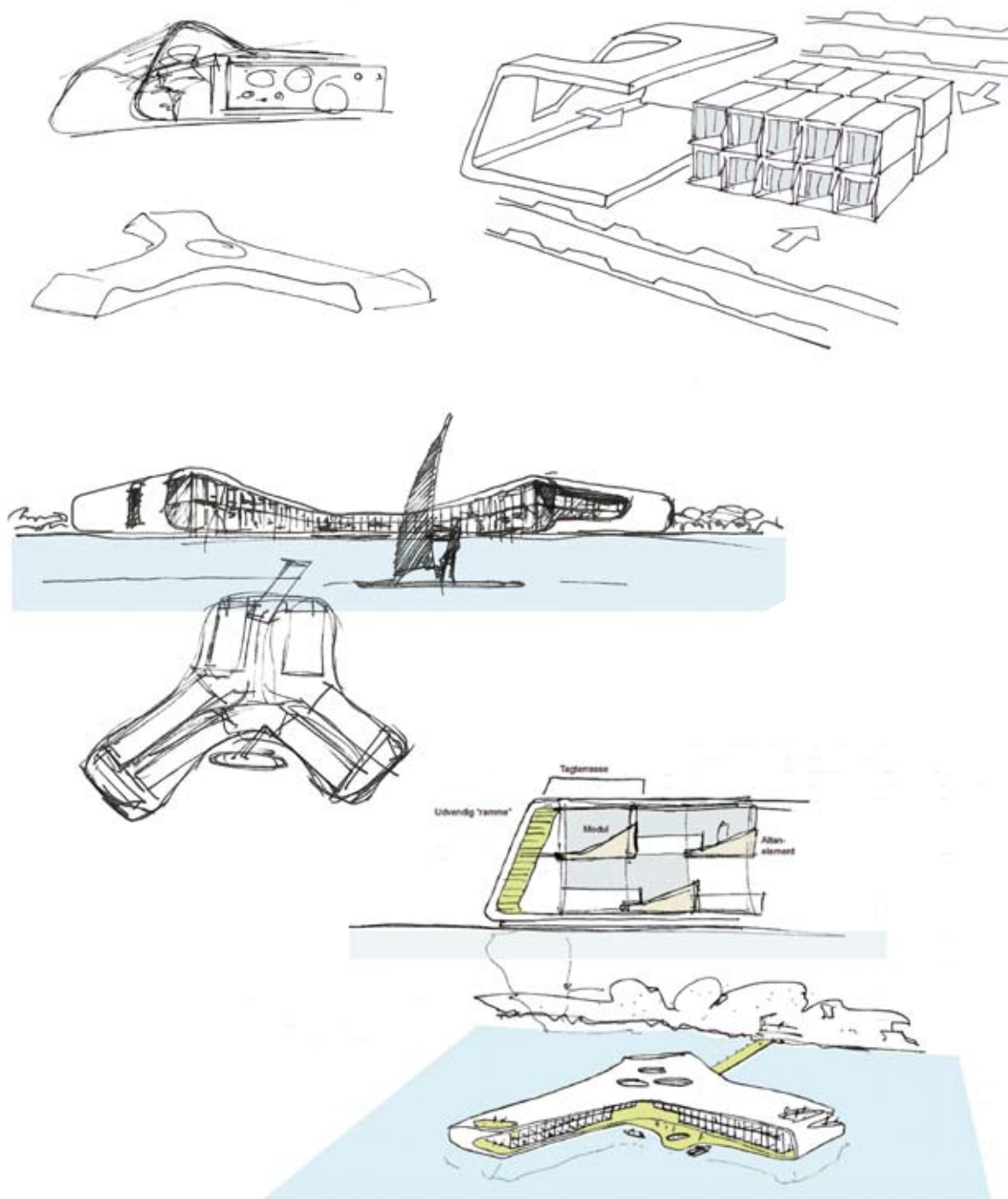


FOYER

RESTAURANT

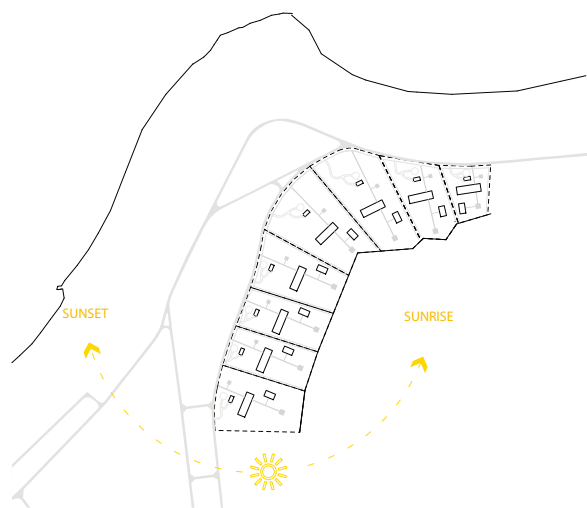
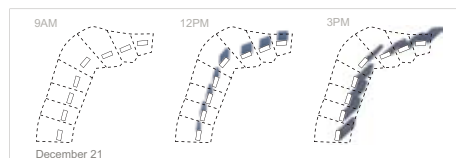
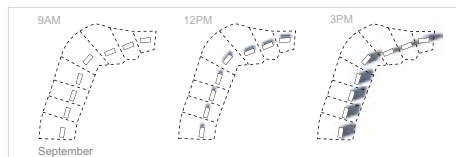
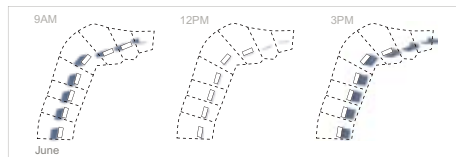
KONFERENCE



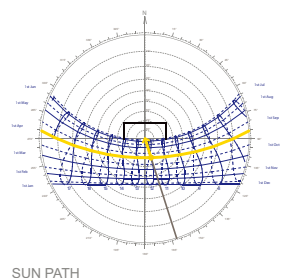
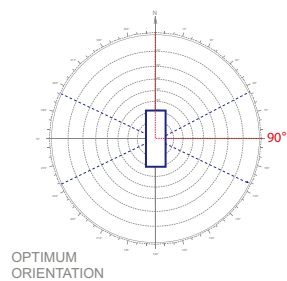


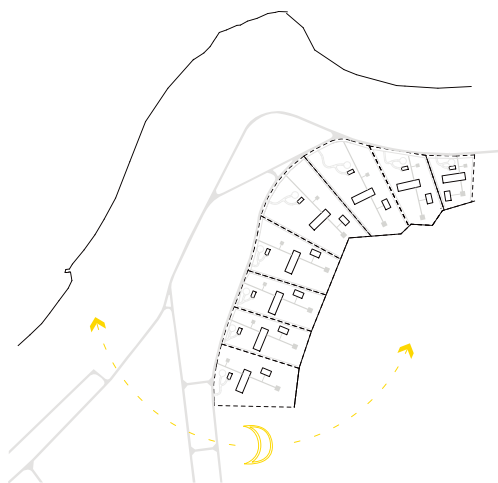
文华东方树顶别墅酒店 MANDARIN ORIENTAL TREE-TOP VILLAS

设计公司 / Oppenheim Architecture+Design
地点 / 特克斯和凯科斯群岛

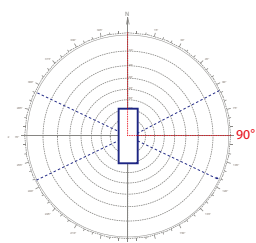


DELLIS CAY GMT-5 LAT21.91 LONG 72.1

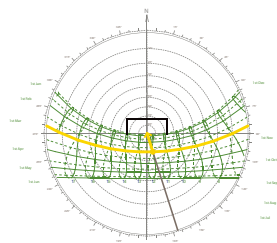






DELLIS CAY GMT-5 LAT21.91 LONG 72.1



OPTIMUM ORIENTATION

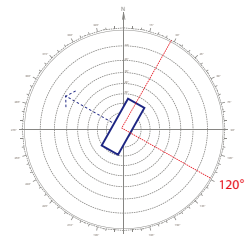


MOON PATH

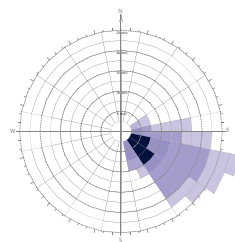


S.E. PREVAILING WINDS
(avg. 10-15 KTS)

DELLIS CAY GMT-5 LAT21.91 LONG 72.1



OPTIMUM ORIENTATION



WIND ROSE

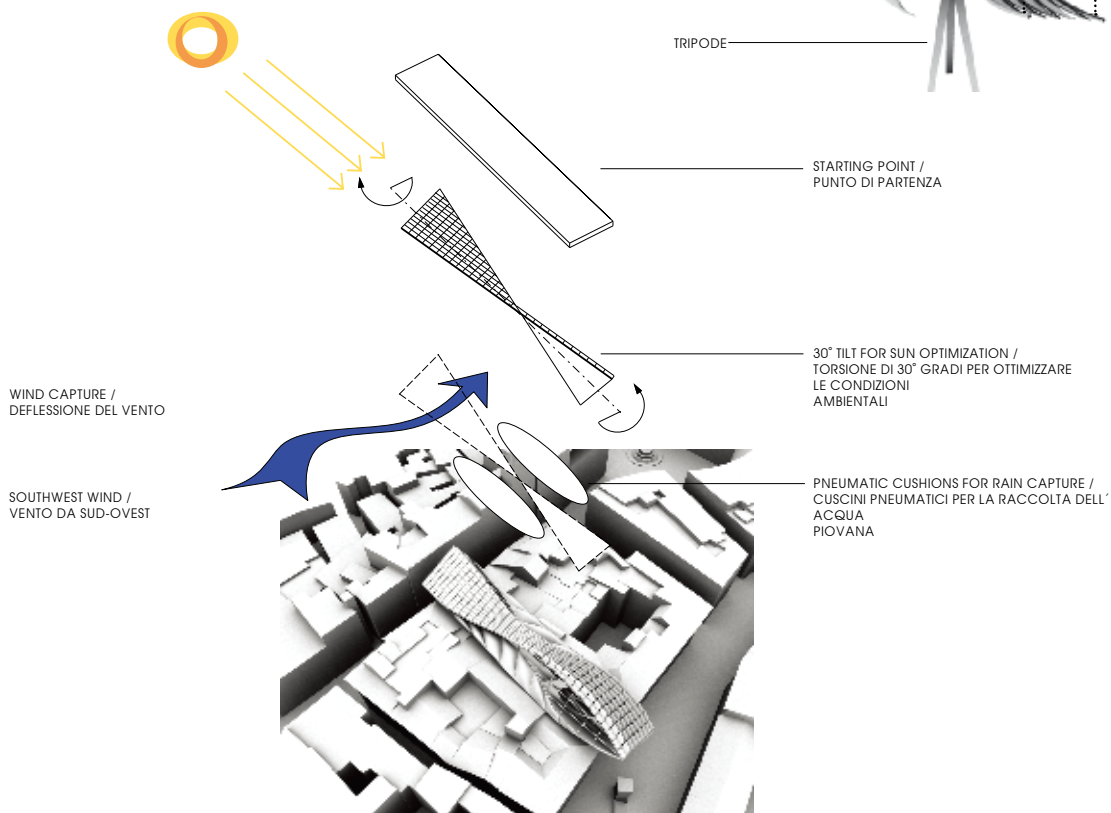
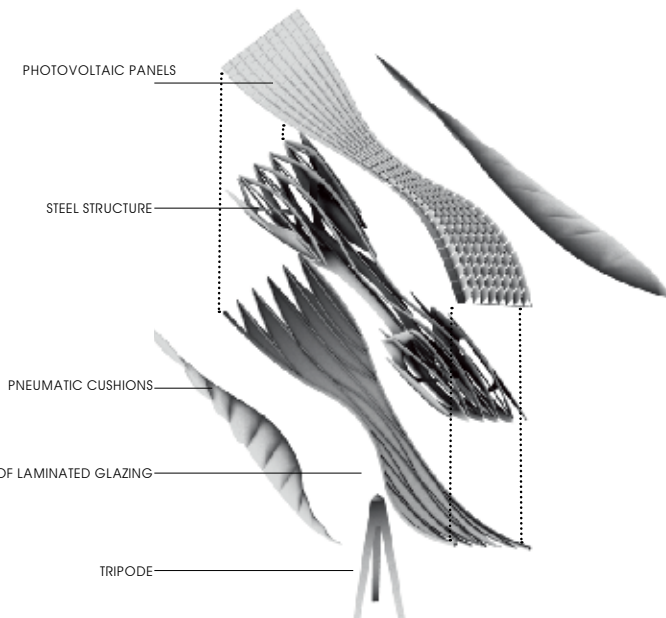
意大利佩鲁贾能量屋顶

ENERGY ROOF PERUGIA

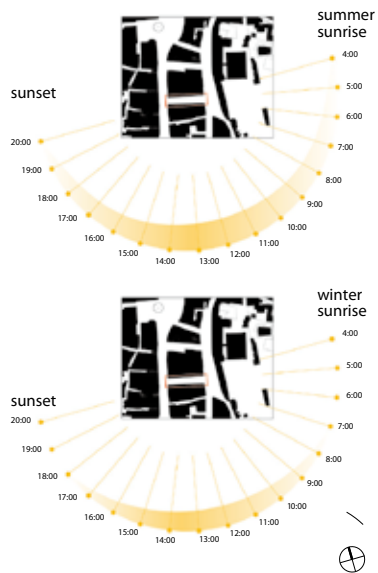
设计公司 / 蓝天组
地点 / 意大利, 佩鲁贾



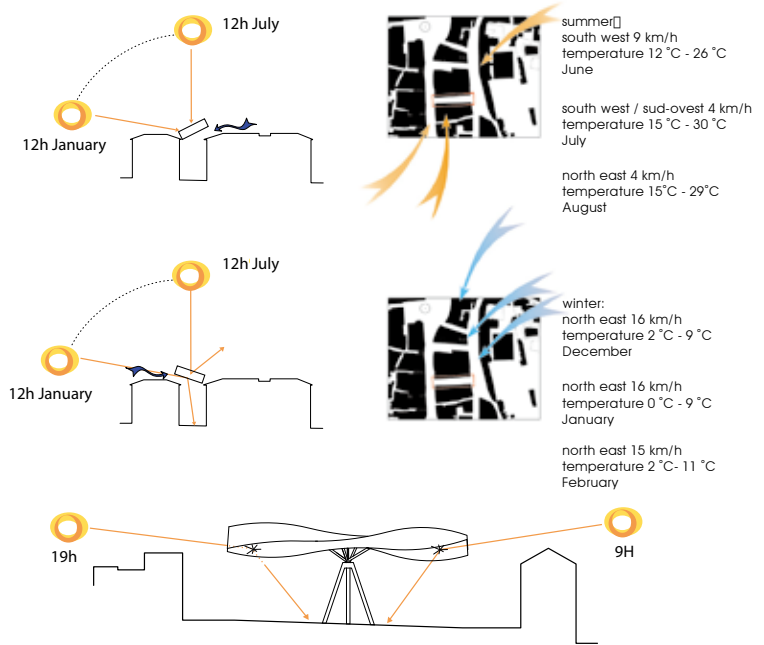
© COOP HIMMELB(L)AU has to be mentioned



SUNLIGHT CONDITIONS



WIND CONDITIONS




deflection THROUGH The bottom surface

TRANSPARENT PHOTOVOLTAIC PANELS

generating energy
produces electricity, covers the need for
artificial lighting below the roof and in the
underground passage

WIND TURBINES



TRANSPARENT PNEUMATIC CUSHIONS

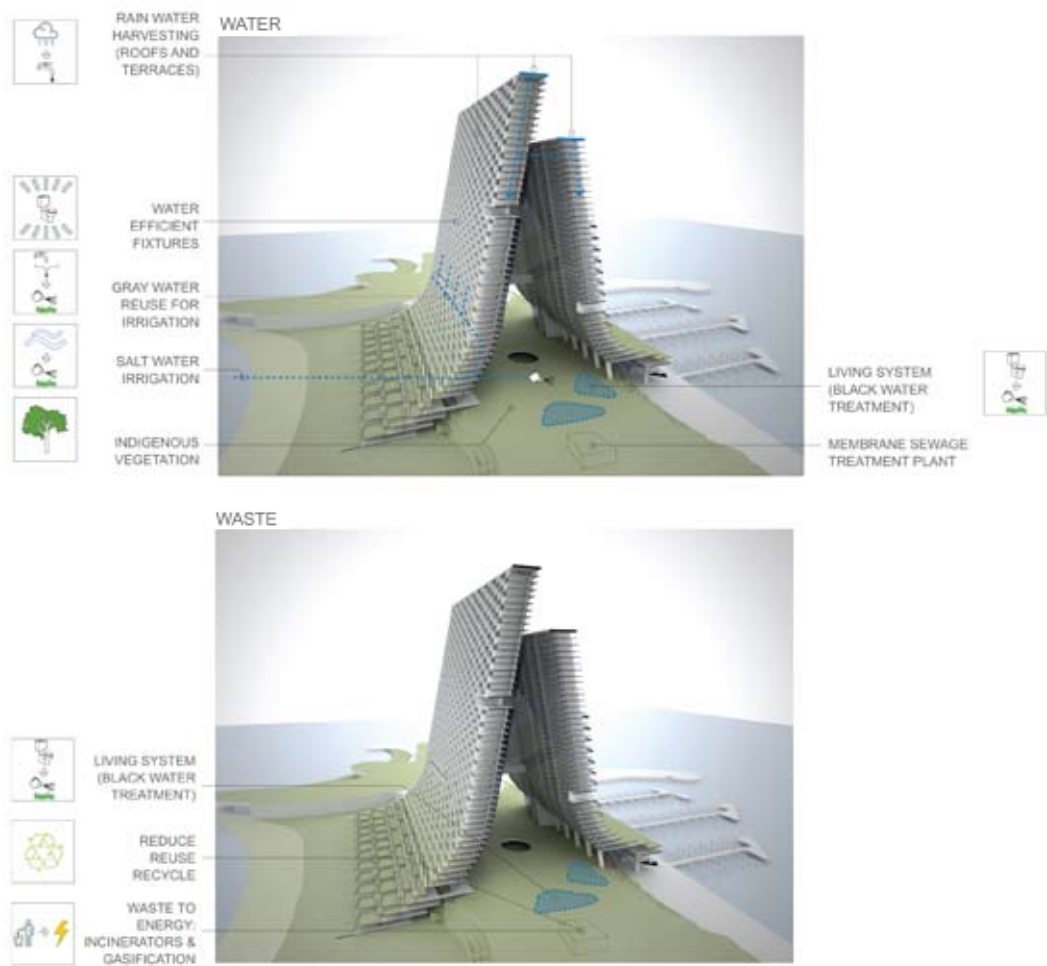
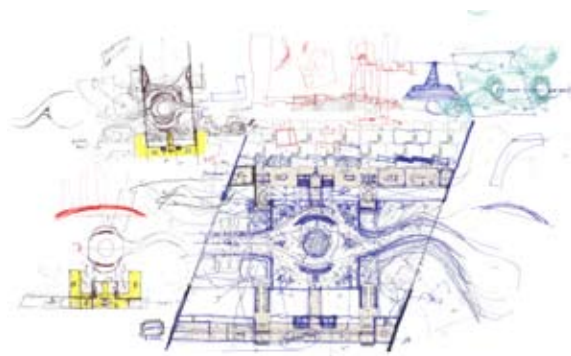
acts as mediator in between new roof structure and existing buildings

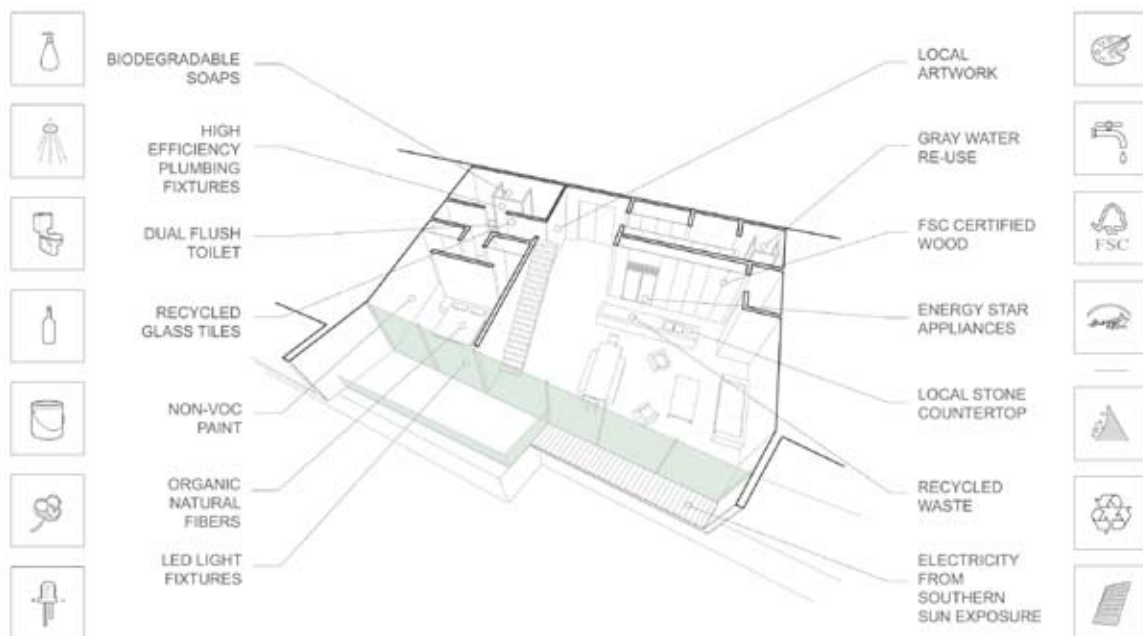

LAMINATED GLAZING

rain shelter with integrated light system

海湾+沙滩大厦 MARINA + BEACH TOWERS

设计公司 / Oppenheim Architecture+Design
地点 / 阿联酋





SUSTAINABLE DESIGN OBJECTIVES

ECONOMIC



Reduce hauling & disposal costs
Reduce annual energy and O&M costs
Increase productivity / reduce absenteeism
Enhance asset value

ENVIRONMENTAL



Conserve limited resources (energy, water, materials)
Reduce pollution (air, water)
Preserve natural habitats
Decrease emissions

SOCIAL



Improve occupant health
Enhance occupant comfort
Community benefits
Boost public relations
Improve guest experience



SUSTAINABLE DESIGN STRATEGIES

PASSIVE EMS



ENERGY



WATER



TRANSPORTATION



WASTE



SEACOAST DESIGN



SEA COAST DESIGN



MEP LOCATION: Keep as much mechanical and electrical equipment indoors as possible. If it is outdoors it will corrode.



WIND PROTECTION: Design for high winds. Add simple features to 'close off' the building ventilation systems during storms.



POSITIVE PRESURIZATION: Salt air infiltration will dramatically shorten building system life. Keep the spaces positively pressurized (or neutral).



UNDERGROUND PIPING: Steel and cast iron pipes will corrode with salty ground water. PVC pipes with push-joints will leak eventually due to ground water fluctuations.



HVAC TEMPERATURE: HVAC airside designs must cool supply air to at least 55 F all the time. This limits the choices of systems to 1) constant volume with reheat, 2) VAV, 3) coil on/off with preconditioned outdoor air.

MICROCLIMATE



OCEAN BREEZES




SHADED GARDENS




BIO-DIVERSITY / NEW HABITATS




WATER FEATURES



PASSIVE SYSTEMS

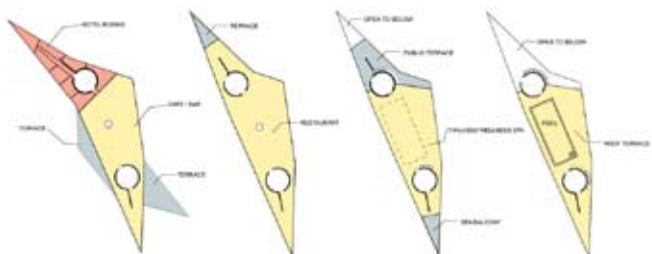

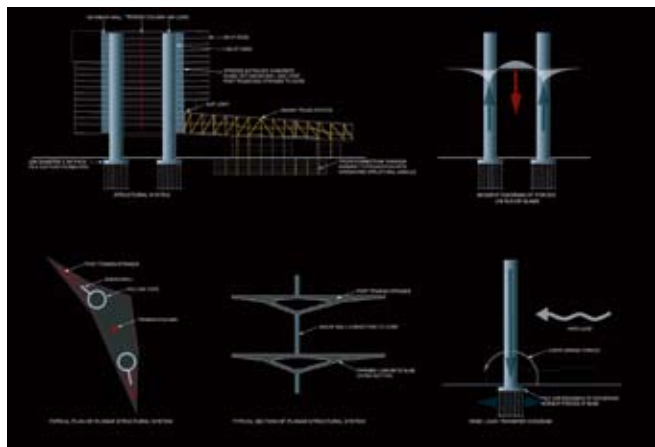
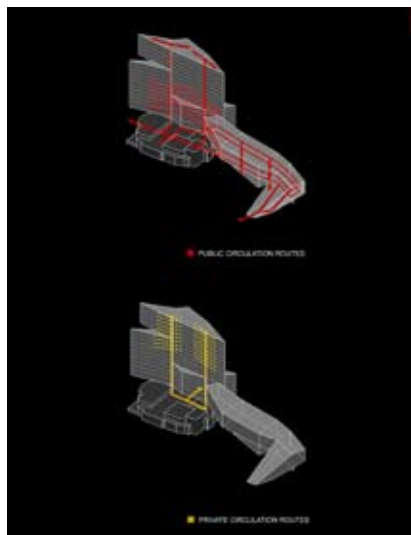


ENERGY



帆形综合体 SAIL HYBRID

设计公司 / Steven Holl Architects
地点 / 比利时，克诺克海斯特



Floor 7

Floor 17

Floor 18

Public Roof Terrace

PONTE PARODI综合体

PONTE PARODI

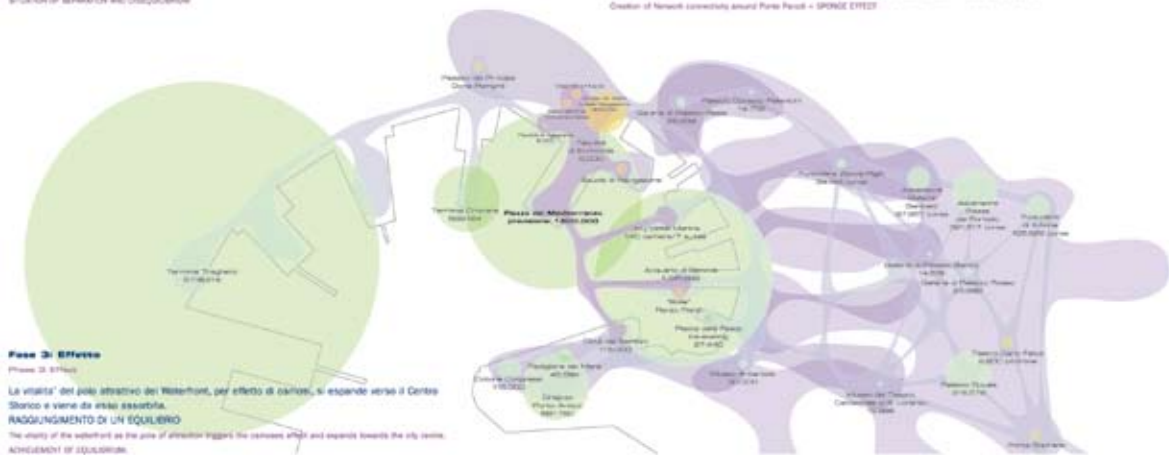
设计公司 / UNStudio
地点 / 意大利, 热那亚



Fase 1: Situazione esistente
Phase 1: Existing situation
SITUAZIONE DI SEPARAZIONE E DISEQUILIBRIO
SITUATION OF SEPARATION AND DISEQUILIBRIUM



Fase 2: Inserimento di Piazza del Mediterraneo
Phase 2: Insertion of Piazza del Mediterraneo
Creazione di un Network Connettivo tra le attrattori intorno a Ponte Parodi = EFFETTO SPUGNA
Creation of Network connecting around Ponte Parodi = SPONGE EFFECT

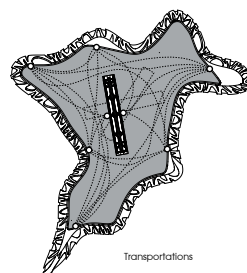

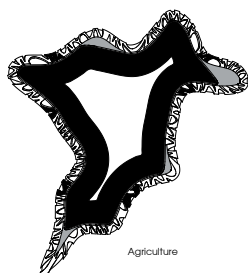
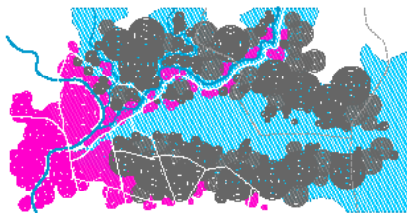
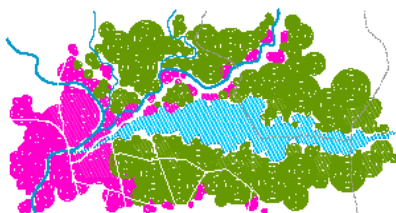
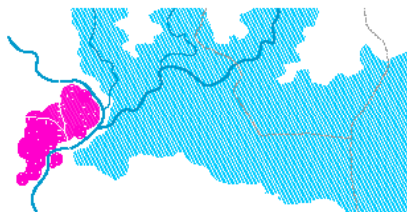
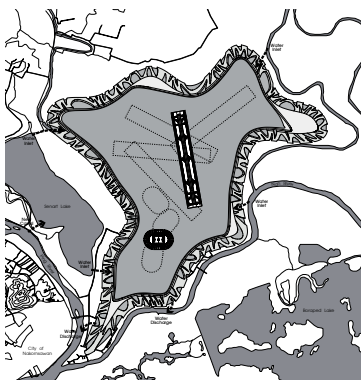


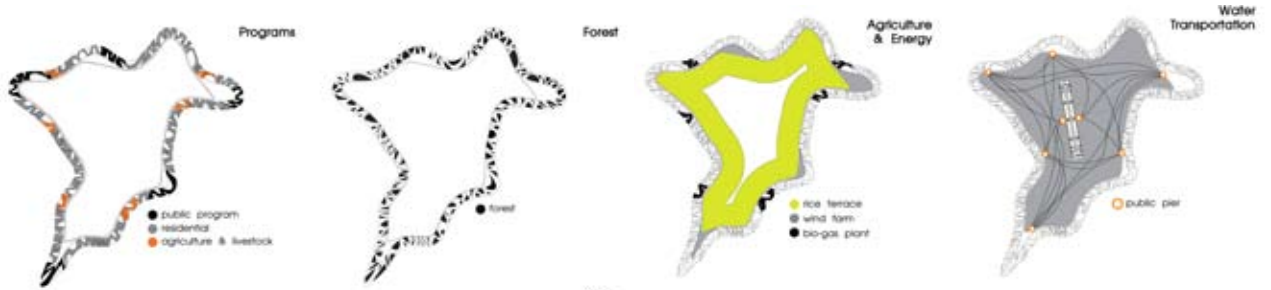
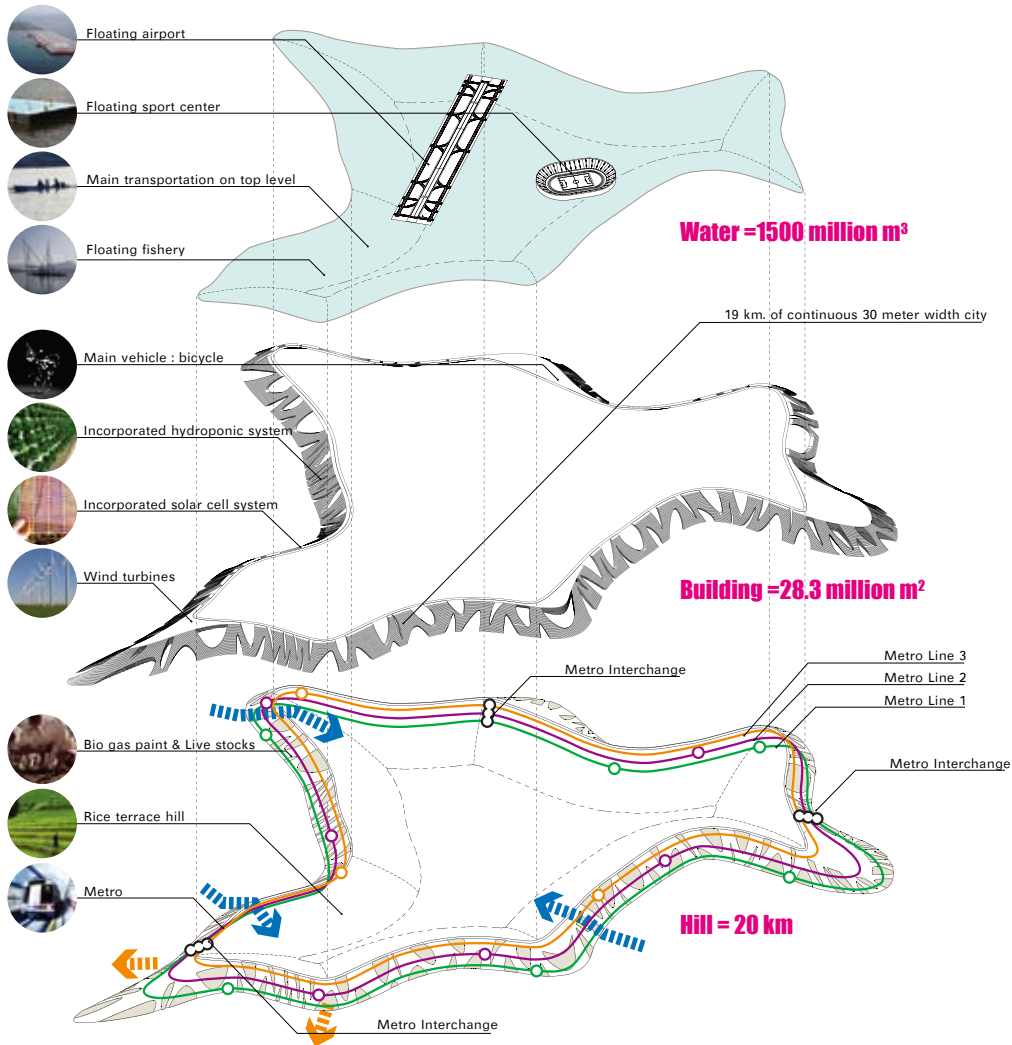
Fase 3: Effetto
Phase 3: Effect
La vitalità del polo attrattivo del Waterfront, per effetto di cariven, si espande verso il Centro Storico e viene da esso assorbita.
RAGGIUNGIMENTO DI UN EQUILIBRIO
The vitality of the waterfront as the pole of attraction triggers the centripetal effect and expands towards the city centre.
ACHIEVEMENT OF EQUILIBRIUM

超级大碗项目

SUPERBOWL PROJECT

设计公司 / Supermachine studio
地点 / 泰国






亚热带垂直城市

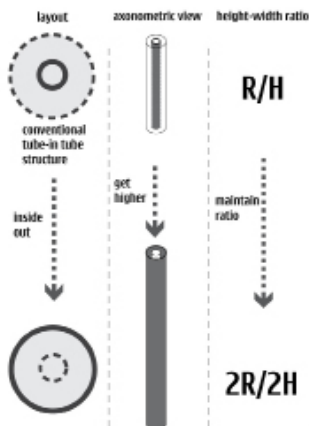
SUBTROPICAL VERTICAL CITY

设计师 / Lead Designer: Qiaolun Huang
(Architecture) Collaborators: Qiaolun Huang
(Industrial Design), Yue Li (Building Science and Technology),
Shengyi Lin (Engineering)



INSIDE-OUT

we don't need create a thin concrete wall, we just need to turn the structure inside out!



	Jan	Feb	Mar	Apr	May	Jun	Jul	Aug	Sep	Oct	Nov	Dec
month average maximum temperature	18.5	18.4	21.6	25.5	29.4	31.3	32.7	32.6	31.4	28.6	24.5	20.5
month average temperature	13.6	14.5	17.7	21.9	25.6	27.3	28.5	28.4	27.1	24.0	19.4	15.0

$$32 - 6 = 26$$

32 roughly is the value of Guangzhou's month average maximum temperature from June to September, which is the time of the peak of using electricity for cooling down the temperature.

6 is the conservative value of the decline of the interior temperature if the structure is enveloped by a thin concrete wall. (this value for bialou is above 7)

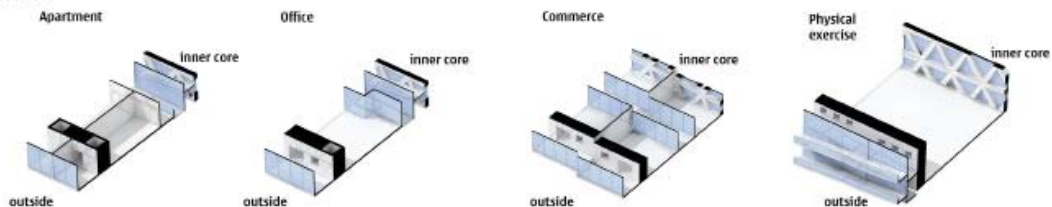
26 is the critical value of deciding whether the governmental department can use the air conditioner for cooling. This regulation is mandatory to the government and recommended to the public for the sake of saving energy.

66%

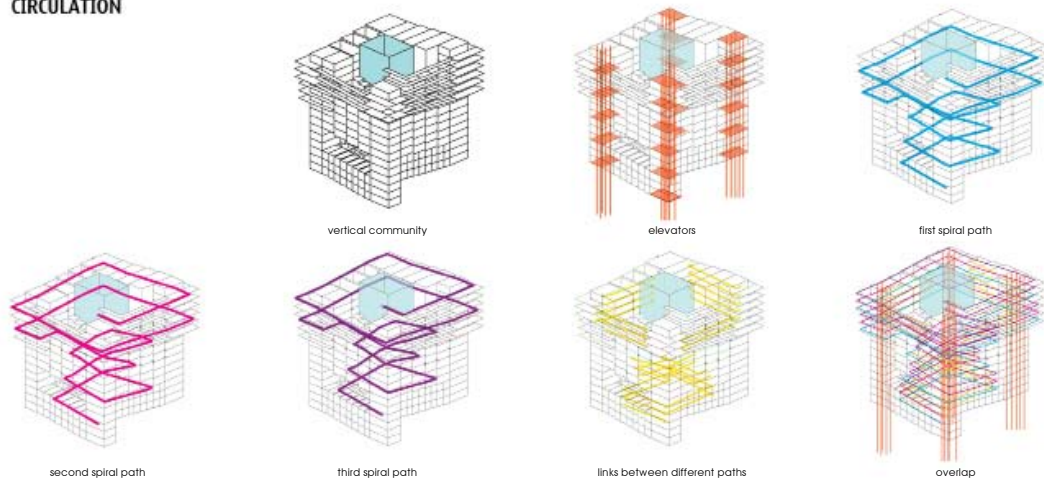
According to the research, almost 66% of the building energy consumption in Guangdong is spent on reducing the interior temperature in the summer. Such huge amount of energy consumption is expected to be sharply declined or even disappeared.



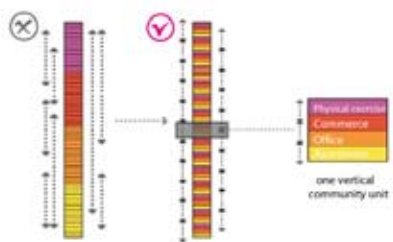
TPOLOGY



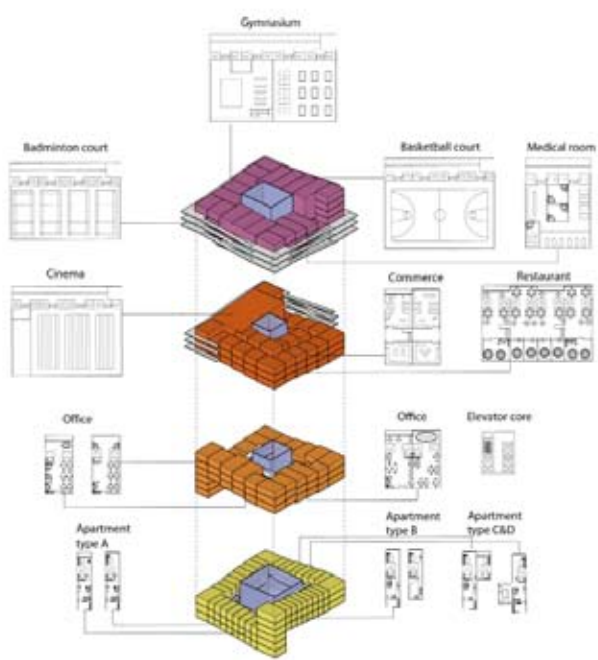
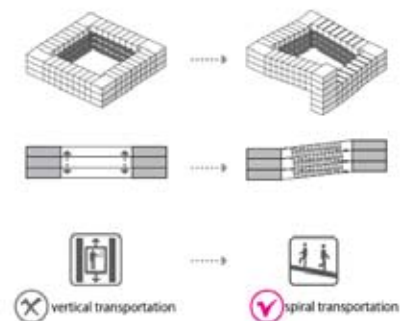
CIRCULATION



MIX USE PROGRAMING



SPIRAL ARRANGEMENT



OFFICE BUILD

CREATIVE DIAGRAM IN ARCHITECTURE

E

ING

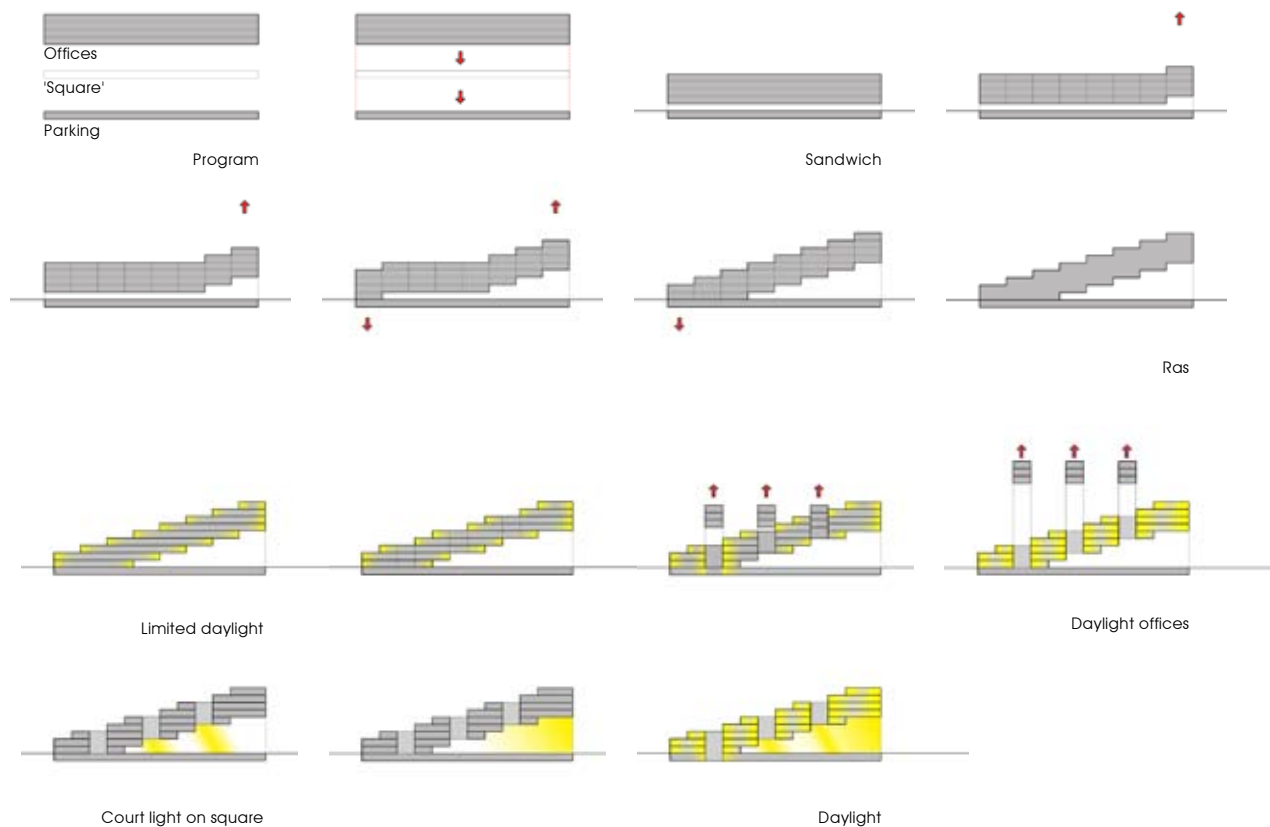
办公建筑

156—189

SOZawe办公大楼

SOZawe

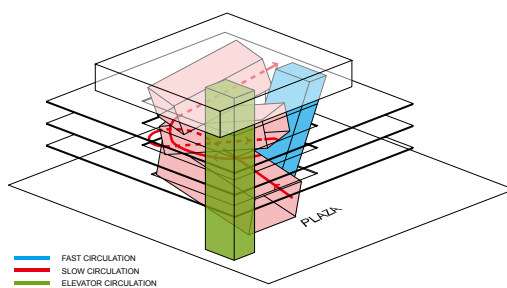
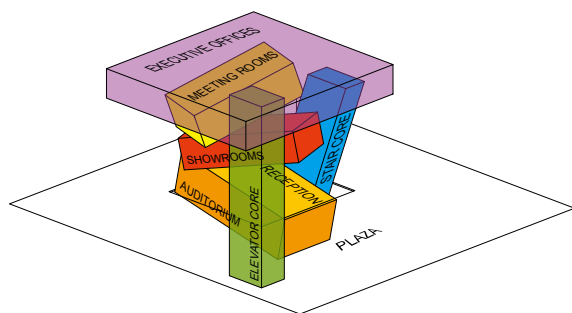
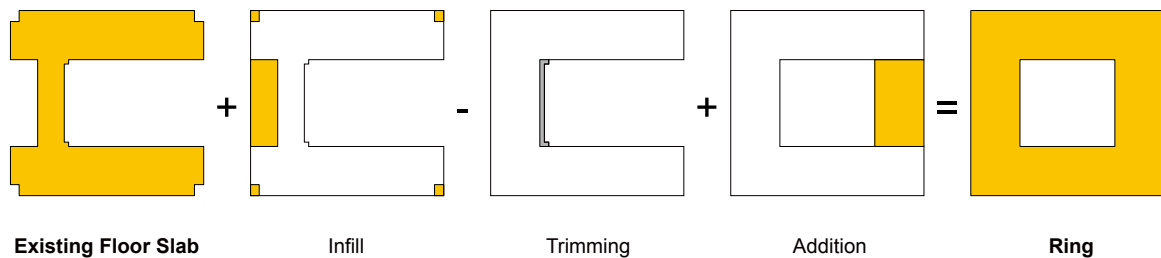
设计公司 / NL Architects
地点 / 荷兰, 格罗宁根



VAKKO时尚及POWER媒体中心

VAKKO FASHION CENTER AND POWER MEDIA CENTER

设计公司 / REX
地点 / 土耳其, 伊斯坦布尔



美人鱼塔和岩石

THE MERMAID TOWER AND THE ROCK

设计公司 / C. F. Møller Architects, FOA

地点 / 丹麦, 哥本哈根

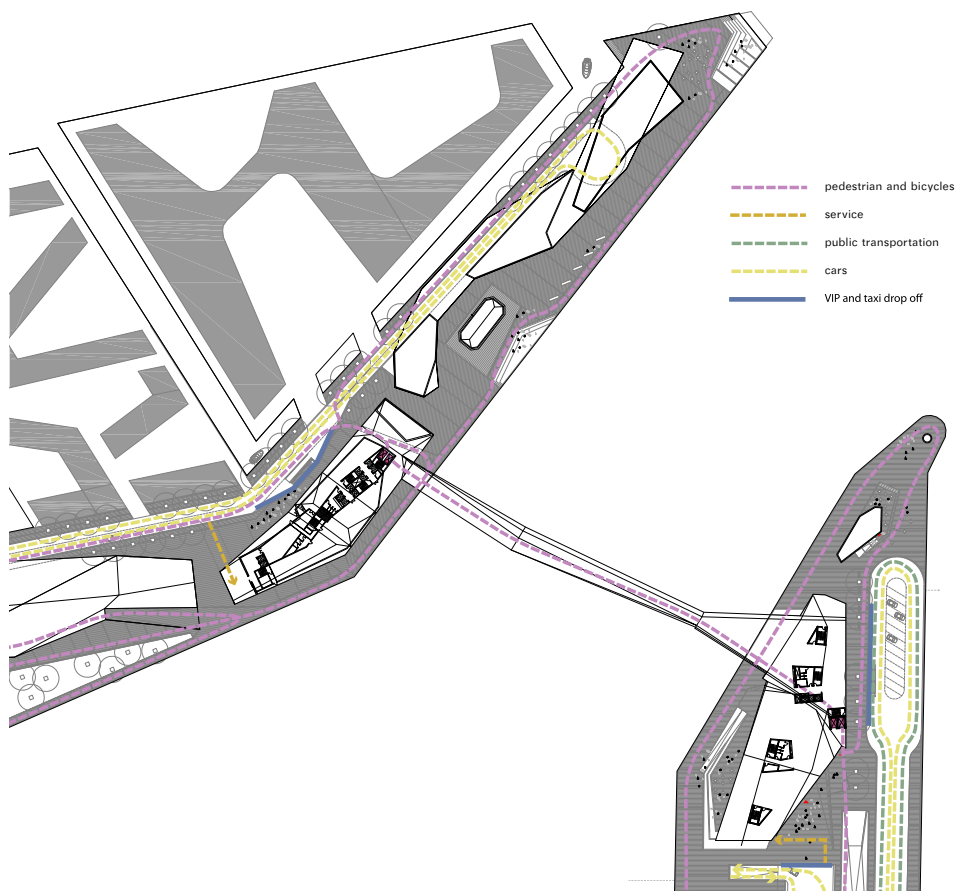

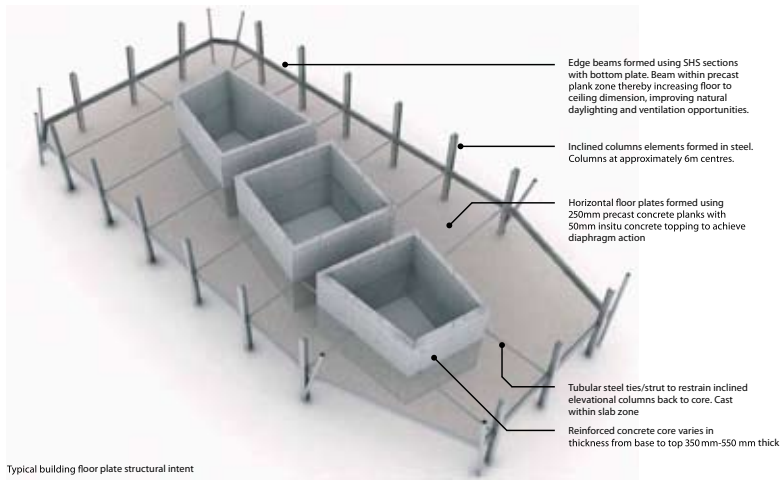
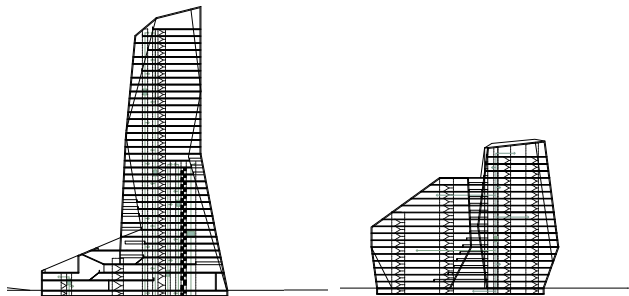
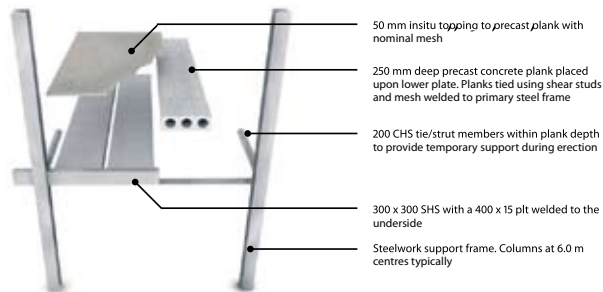


Diagramme - flows



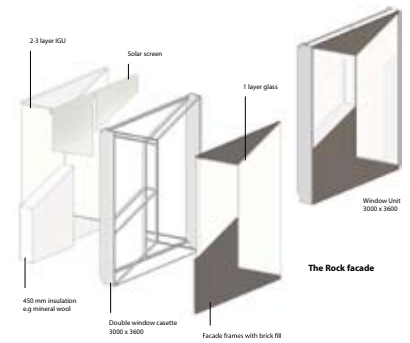
Typical building floor plate structural intent



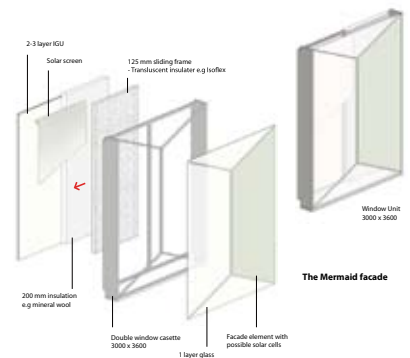
Diagrams - vertical flows



The Rock - brick facade



The Mermaid - light facade

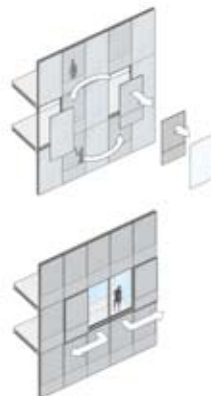
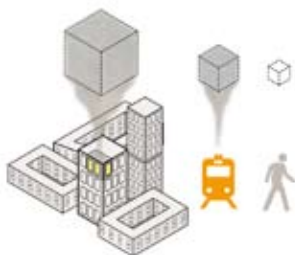
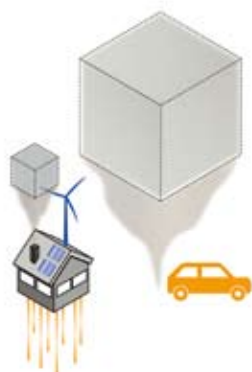
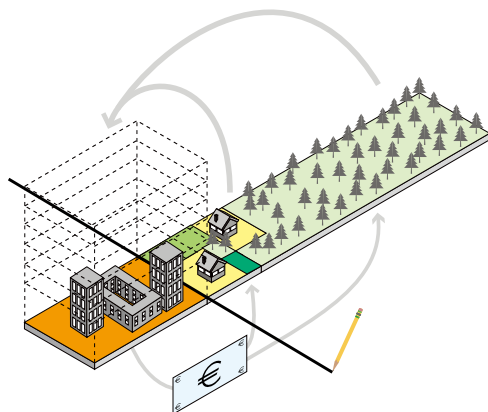
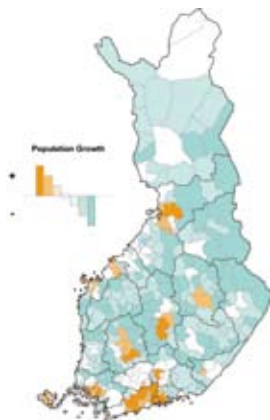
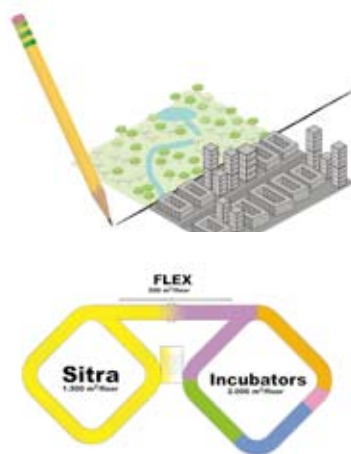


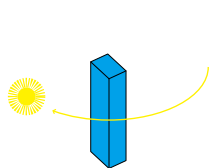
SITRA芬兰创新发展基金 LOW2NO可持续发展大厦

SITRA, THE FINNISH INNOVATION FUND
LOW2NO SUSTAINABLE
DEVELOPMENT

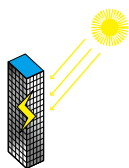
设计公司 / REX, Croxton Collaborative, NOW

地点 / 芬兰, 赫尔辛基

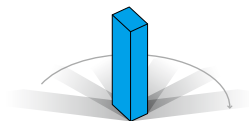




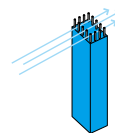
Increased daylight contribution



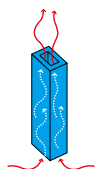
Increased daylight harvest



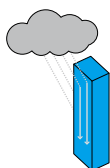
Reduced shading impact



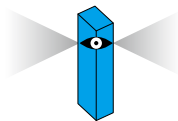
Increased wind harvest



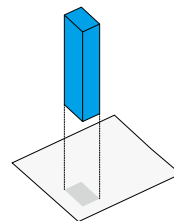
Increased natural ventilation



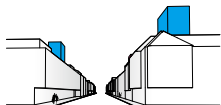
Increased capture of wind-blown rain



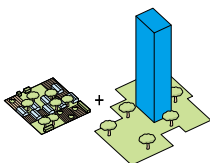
Increased views



Minimized land impact



Controlled impact to streetscape



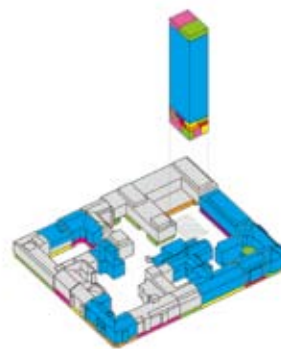
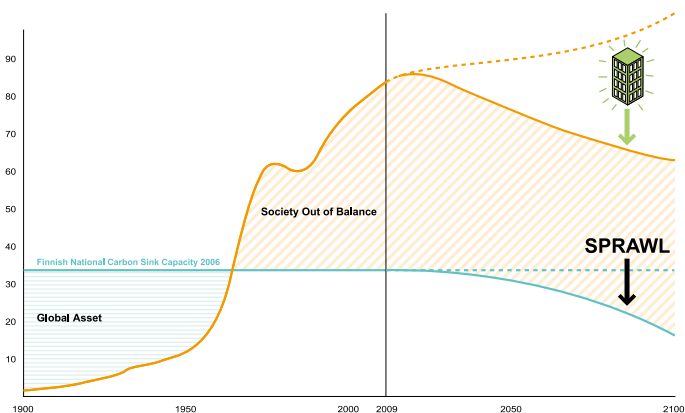
Increased access to ground



Enhanced sauna experience



Enhanced sustainable identity



HOW TO ADD 500 INHABITANTS?

ANNENBERG CENTER FOR INFORMATION
SCIENCE AND TECHNOLOGY – SCHEME II

地点 / 美国，加利福尼亚州，帕萨迪纳




Diagram illustrating a building's ventilation system, showing air flow paths and shaded enclosed air conditioned spaces.


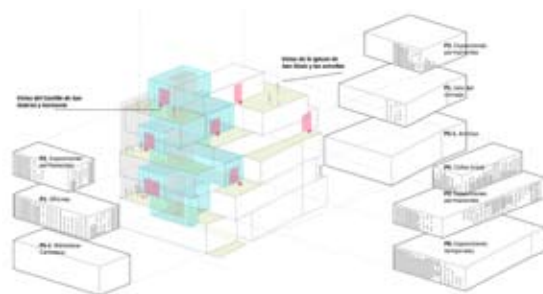
Key components and labels:

- TEMPERATE EXTERIOR AIR
- ROOF VENTS OPEN FOR MAXIMUM AIR FLOW
- HANDRAILS ETC. OPEN TO ALLOW AIR FLOW
- NATURAL AIR FLOWS THROUGH SPACES BETWEEN CONDITIONED ROOMS
- SHADE INDICATES ENCLOSED AIR CONDITIONED SPACES

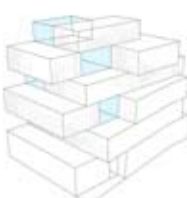
生物圈保护区总部

BIOSPHERE RESERVE HEADQUARTERS


设计公司 / SIC
地点 / 西班牙, 兰萨罗特



Mapa de radiación incidente



Mapa de radiación transmitida a huecos



Mapa de radiación resultante, según procedimiento de cálculo que se ha utilizado en la dirección de los vientos dominantes para potenciar la ventilación interior en verano. Los datos en el diagrama se generan por computadora de polígonos en el momento del resultado.

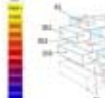
ESTUDIO DE INCIDENCIA SOLAR EN FACHADAS Y TRASPOSICIÓN A HUECOS

Insolation Analysis

Avg. Daily Radiation

Heat Energy: 2002 - 2002 kWh

Area: 1000 m²



Se realiza un estudio de la radiación solar incidente en fachadas para mitigar la necesidad de puentes acristalados y así optimizar de manera pasiva el uso de climatización. Mediante técnicas de apertura máxima de huecos en aquellas zonas con menor radiación se consigue un mayor control de la temperatura interna.

CARTA SOLAR (LANZAROTE, Fuente: US Department of Energy, Earthnet, v5).




Carta solar (Lanzarote)



Altura de incidencia solar



Mapa de sombras media anual diaria

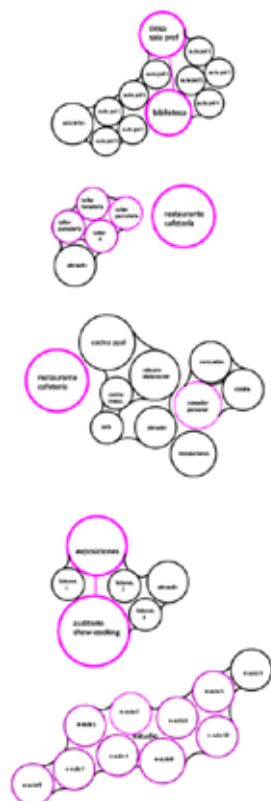
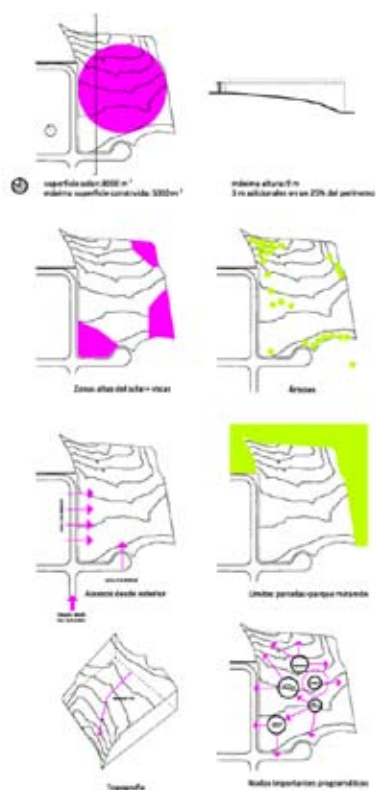


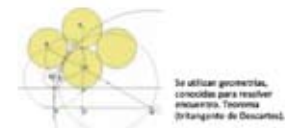
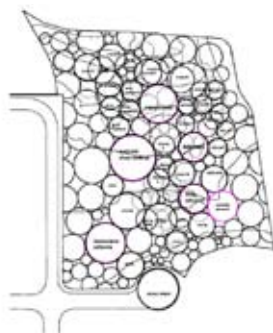
El mapa de radiación solar se analiza en tres rangos de radiación: 1. 0-1000 kWh/m²: alta radiación anual - más apertura de huecos. 2. 1000-1500 kWh/m²: media radiación anual - apertura de huecos media. 3. 1500-2000 kWh/m²: baja radiación anual - menos apertura de huecos.

巴斯克烹饪中心

BASQUE CULINARY CENTER

设计公司 / SIC
地点 / 西班牙, 圣塞瓦斯蒂安



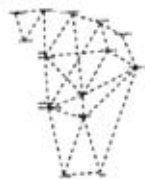


Interconexiones programa

planta baja



planta alta



planta sótano



Zona administrativa



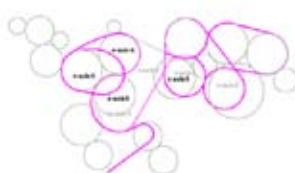
Restaurante-cocinas



Zona estudio-investigación



Exposiciones y talleres



Docencia



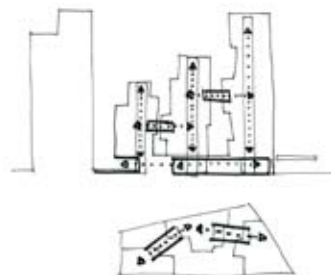
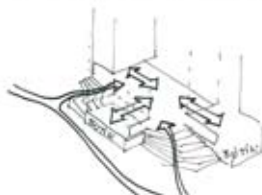

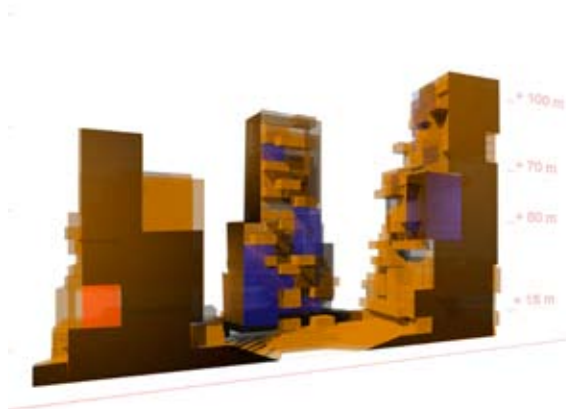
Show cooking-laboratorio



水晶大厦 KRYSTALKLAR

设计公司 / C. F. Møller Architects

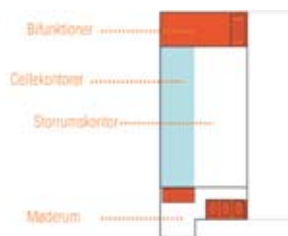
地点 / 挪威, 奥斯陆



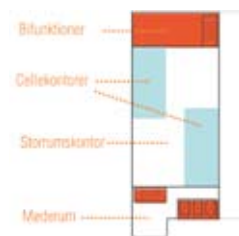
LYSHOLT大厦

LYSHOLT TOWER

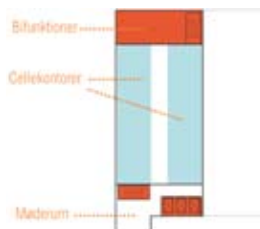
设计公司 / C. F. Møller Architects
地点 / 丹麦, 瓦埃勒



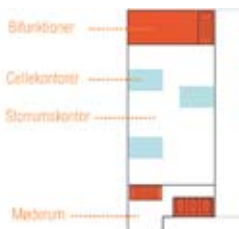
#1



#2



#3



#4



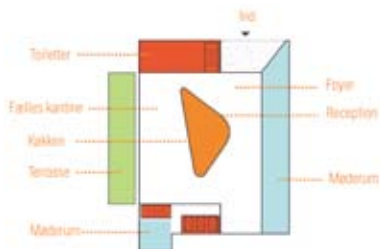
Stueplan



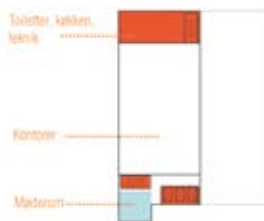
Etageplan



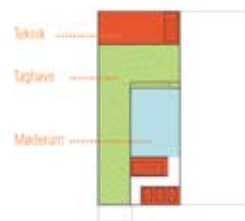
Etageplan_Top



Stueplan_Fællesfaciliteter



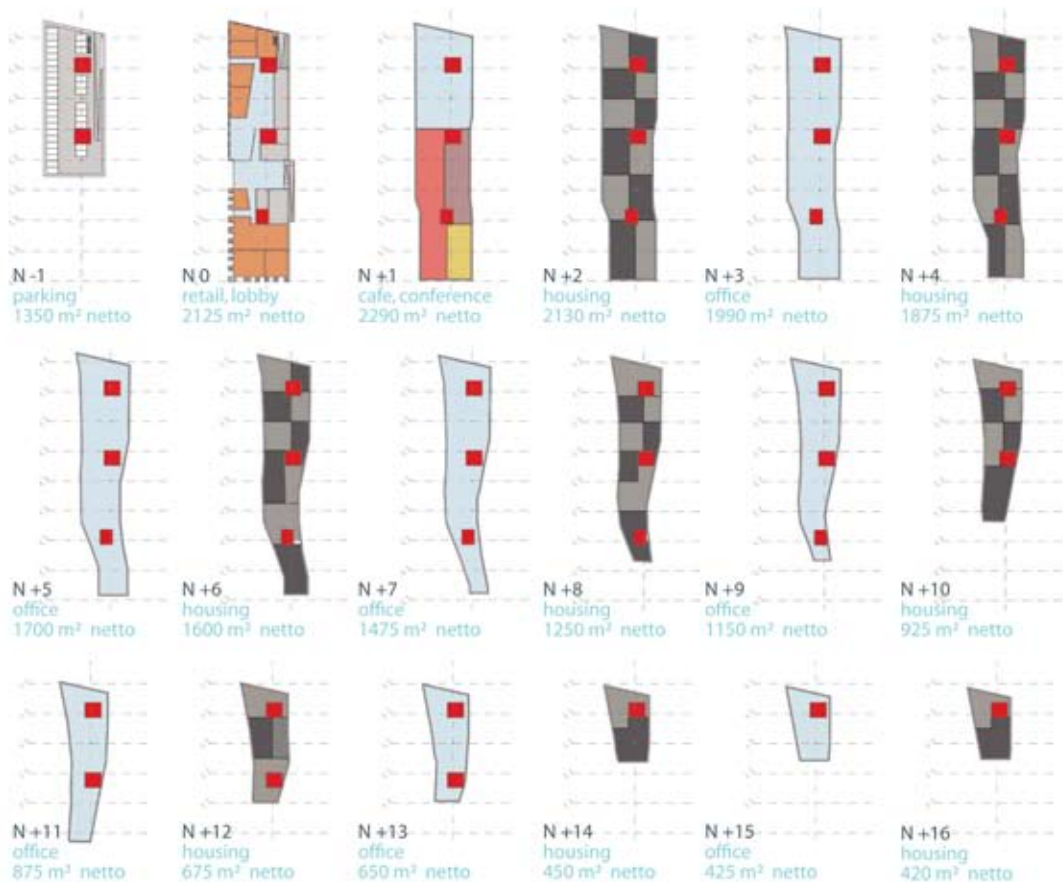
Etageplan_Kontorer



Etageplan_Konference / møde

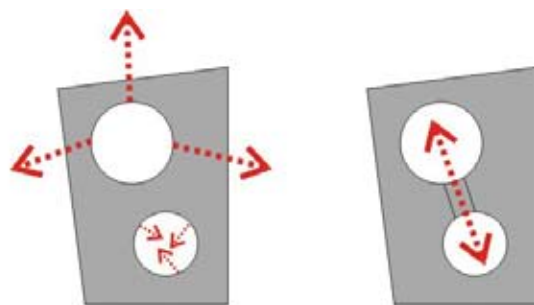
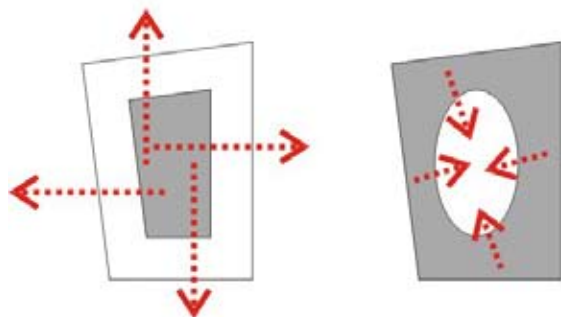
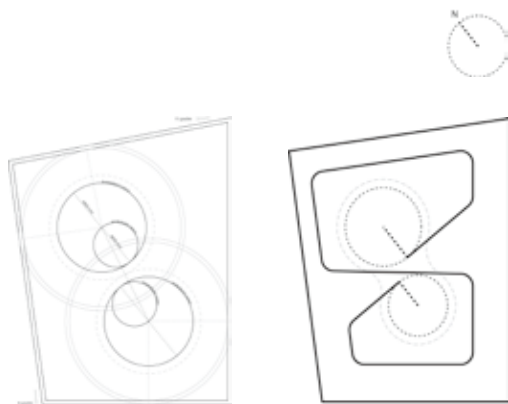
岩石大厦 THE ROCK

设计公司 / C. F. Møller Architects
地点 / 挪威, 奥斯陆



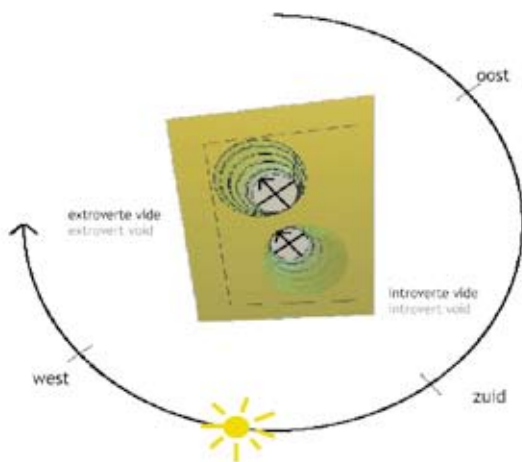
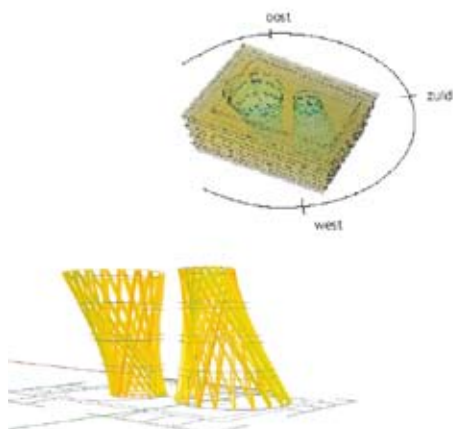
研究实验室 RESEARCH LABORATORY

设计公司 / UNStudio
地点 / 荷兰, 格罗宁根
摄影师 / Christian Richters



Programme

Routing

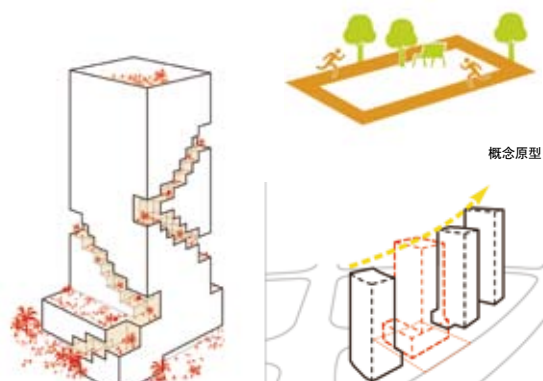


3D 公园—361° 集团大厦

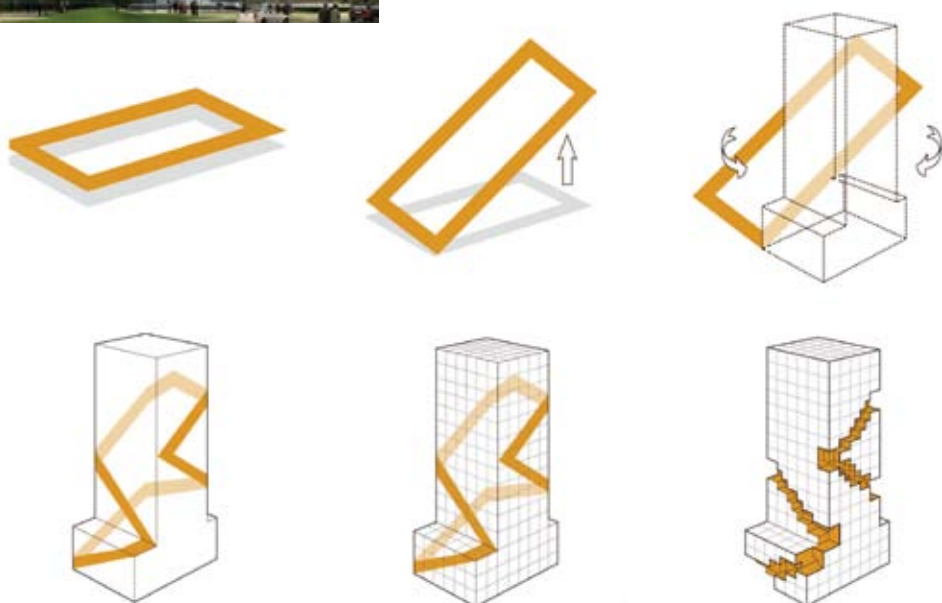
3D PARK— 361° GROUP BUILDINGS

设计公司 / 韩文强建筑设计工作室

地点 / 中国, 泉州



基地概况



概念生成

气体绝缘开关设备站

GAS-INSULATED SWITCHGEAR STATIONS

设计公司 / C. F. Møller Architects
地点 / 丹麦

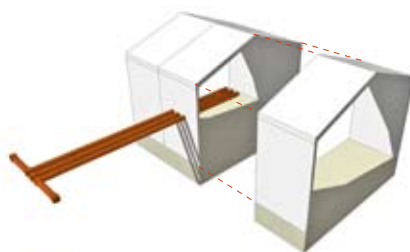


The starting point of the design is a typical contemporary solution: a standardised industrial bay with GIS connectors to the aerial cables punched through the facades.



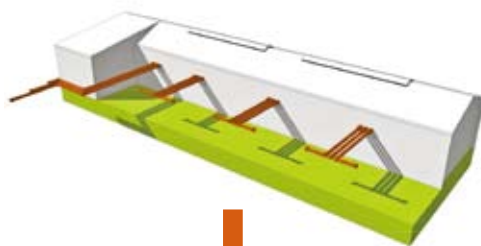
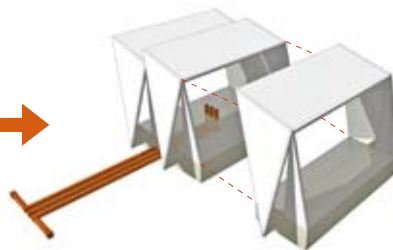
To create better flexibility in the building concept for both varying content requirements and the option of future extensions, the bay is subdivided into a series of additive modules - basically like tranches of the same section.

The GIS connectors are run in ground channels to avoid cluttering the facades.

The individual modules (or tranches) are skewed and folded, to break down the building's large monotonous volume. This creates a shifting play of daylight both inside and out, with constantly changing shadows and shapes registering the sun's trajectory.



STANDARD INDUSTRIAL BAY



卢布尔雅那市政大楼

CITY MUNICIPALITY LJUBLJANA

设计公司 / OFIS
地点 / 斯洛文尼亚, 卢布尔雅那





MAIN HALL ORGANISATION



organisation of controlled / public areas
 public program - self service terminal
 semi public program - reception
 restricted area - offices
 reception to controlled offices

	city municipality administrative center	public and city municipality offices						
object								
P1	 Area US 3,011m ²		 1,285m ²					 517m ²
P2	 1,865m ²	 1,417m ²	 1,033m ²	 388m ²	 487m ²	 1,776m ²	 887m ²	 373m ²
N.1	 2,648m ²	 1,017m ²	 1,188m ²	 388m ²	 487m ²	 1,148m ²	 887m ²	 487m ²
N.2	 2,648m ²	 1,017m ²	 1,188m ²		 487m ²	 1,148m ²	 887m ²	
N.3	 2,191m ²	 1,417m ²	 1,138m ²			 1,482m ²	 887m ²	
N.4	 2,191m ²		 1,317m ²			 1,482m ²	 887m ²	
N.5	 1,988m ²					 954m ²		
N.6	 828m ²					 988m ²		
N.7						 483m ²		
N.8						 779m ²		
N.9						 779m ²		
Σ	 15,888m ²	 6,888m ²	 7,054m ²	 796m ²	 1,443m ²	 15,888m ²	 6,485m ²	 1,387m ²
							NEW	34,935m ²
							EXISTING	13,393m ²
								47,318m ²

diagrams of department organisation



separate offices



offices with share facilities (meeting space, kitchenette, archives, presentation rooms)



offices with share facilities (meeting space, kitchenette, archives, presentation rooms)



offices with share facilities (meeting space, kitchenette, archives, presentation rooms)

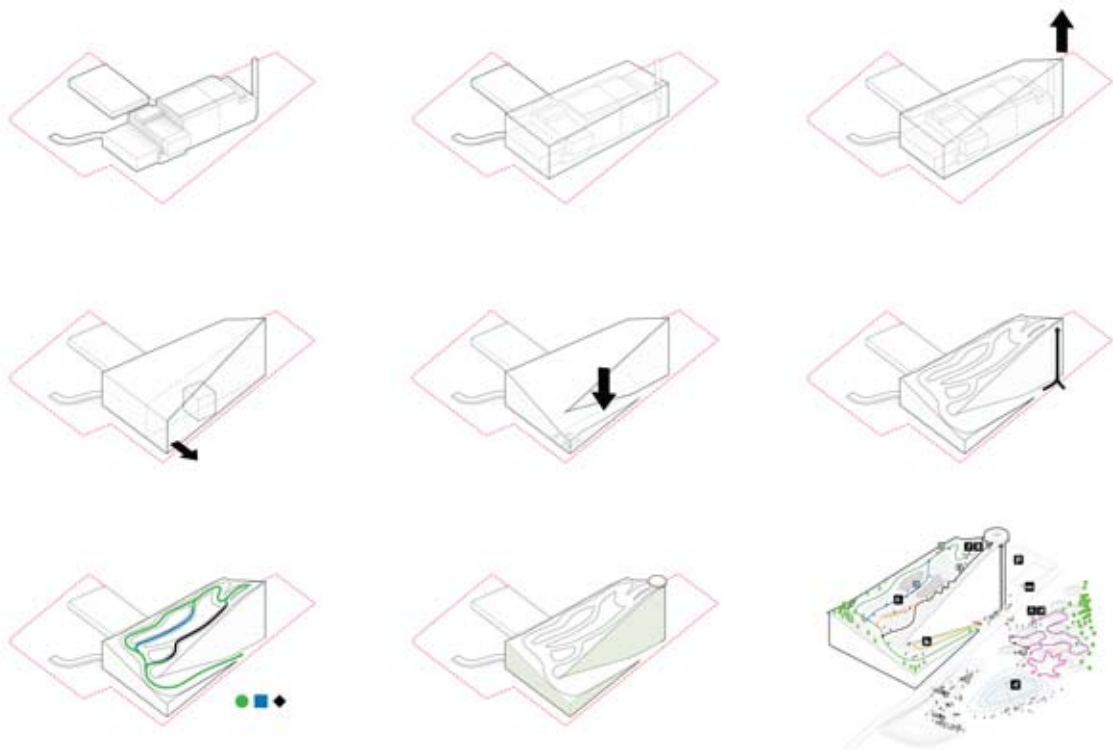
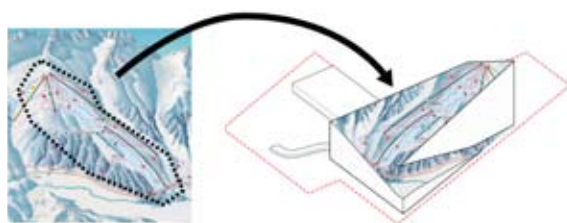


offices with share facilities (meeting space, kitchenette, archives, presentation rooms)

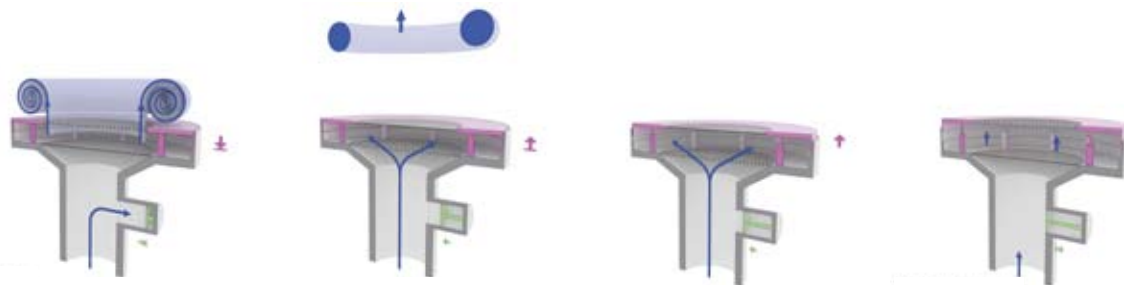
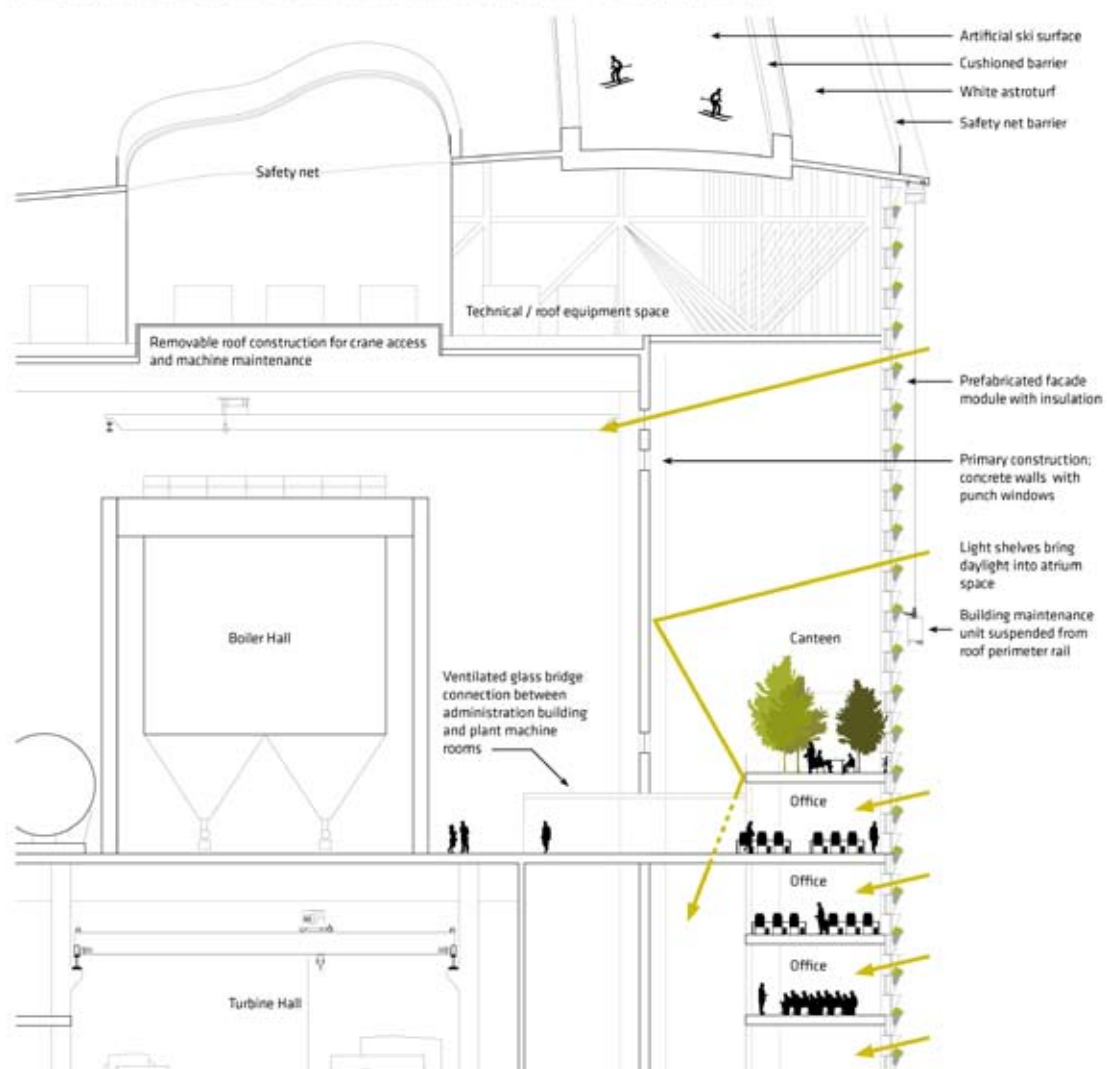
垃圾发电厂

WASTE-TO-ENERGY PLANT

设计公司 / BIG-Bjarke Ingels Group
地点 / 丹麦, 奥胡斯




DETAIL SECTION OF RELATIONSHIP BETWEEN ADMINISTRATIVE BUILDING, MAIN PLANT VOLUME, AND ROOF



滨海大厦 CORNICHE TOWER

设计公司 / LAVA
地点 / 阿联酋, 阿布扎比



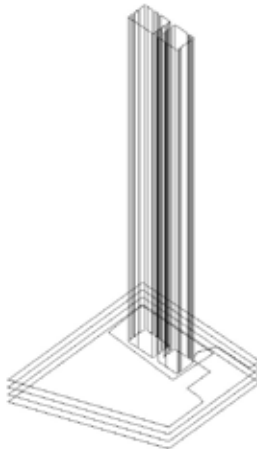
macro diamond structure
large diagonals



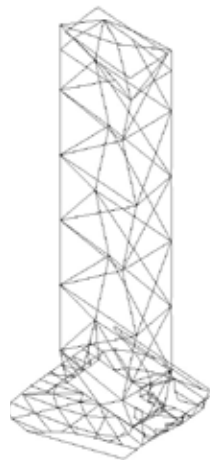
micro structure
small triangulated areas continued
into landscape



program office slabs
41 level-2 level lobby/mezzanine

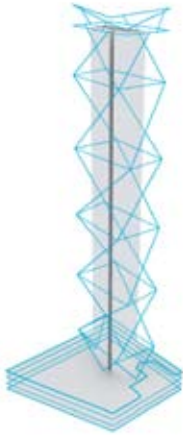


movement vertical
parking-elevator-staircase



macro diamond structure
large diamonds

1. Conceptual build—up of tower/overall organisation
The building is composed of three distinct components:
 1. Infrastructural/serving elements
Car park, main entrance lobby, the core including all elevators, office floor lobby areas.
2. Office slabs
3. Outer skin of building, diamond facade
Large diagonals, small-triangulated areas; triangulation continued into landscape surface



movement vertical
parking-elevator-staircase



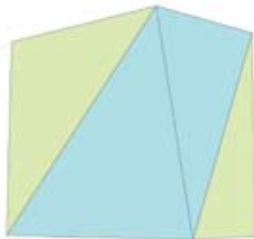
structure vertical
columns-core-floorplates



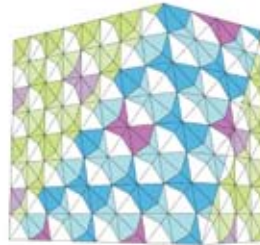
program office slabs
41 level-2 level lobby / mezzanine



building scale



modul scale 2
8storeys, 2 main spirals



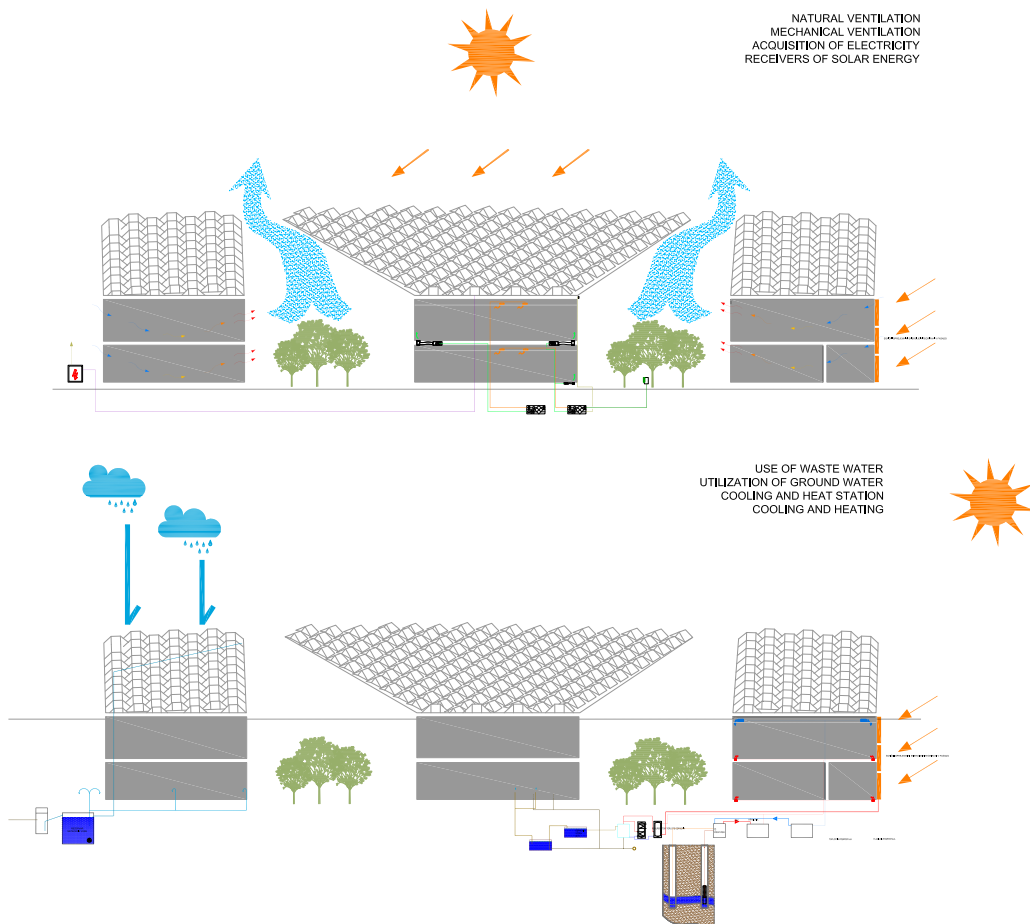
modul scale 2
-8storeys, 2 main spirals
-6 different colored panels, highly reflective, low degree of transparency
-1 non-colored glass panel, transparent



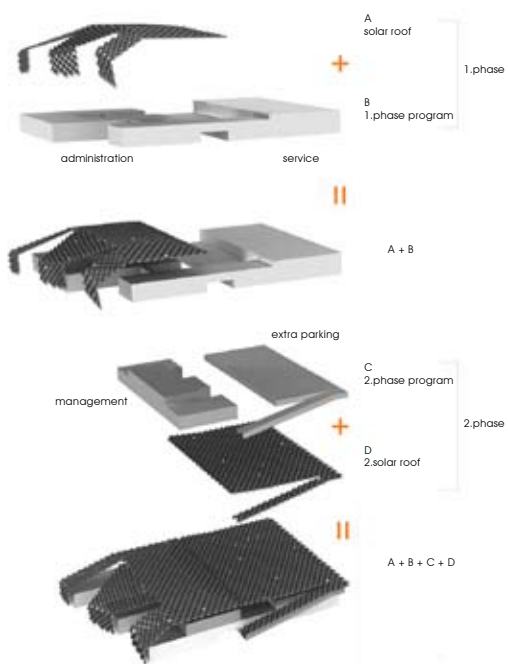
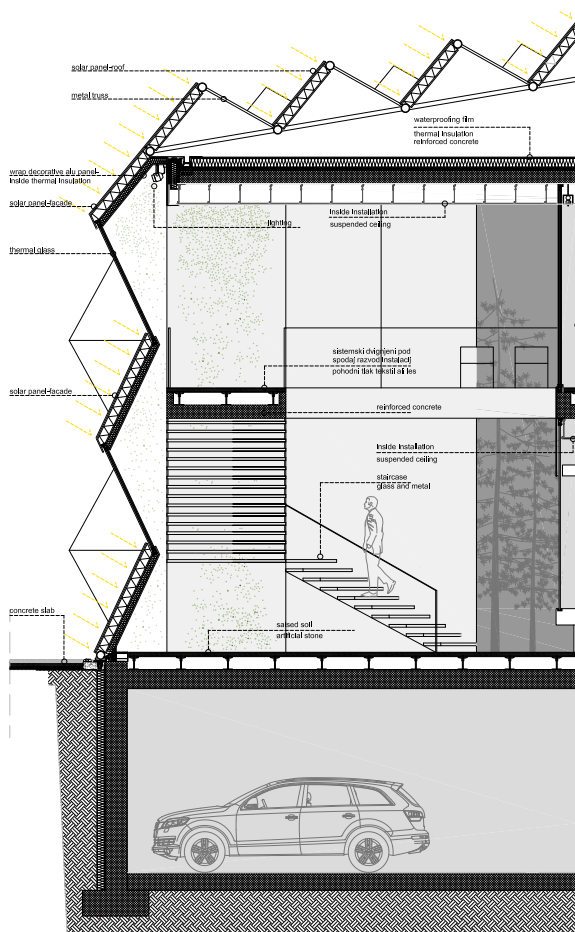
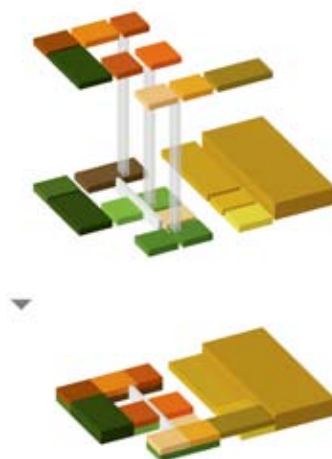
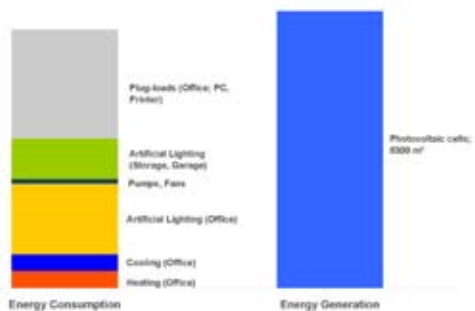
facade element scale
4 glass elements

太阳能办公室 SOLAR POWER OFFICES

设计公司 / OFIS
地点 / 斯洛文尼亚, 卢布尔雅那

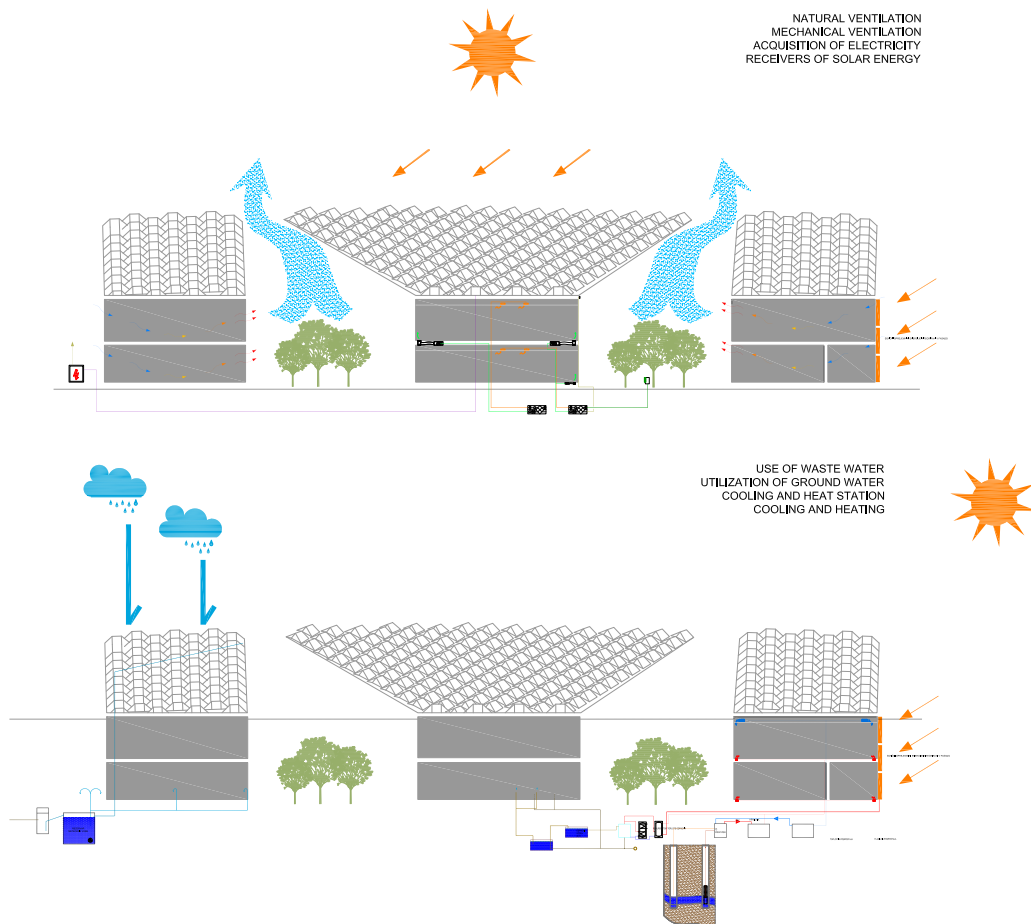


Potential: CO₂ Neutral Building Operation
Energy Balance - Office (8734 m²), Storage and Garage (6000 m²)

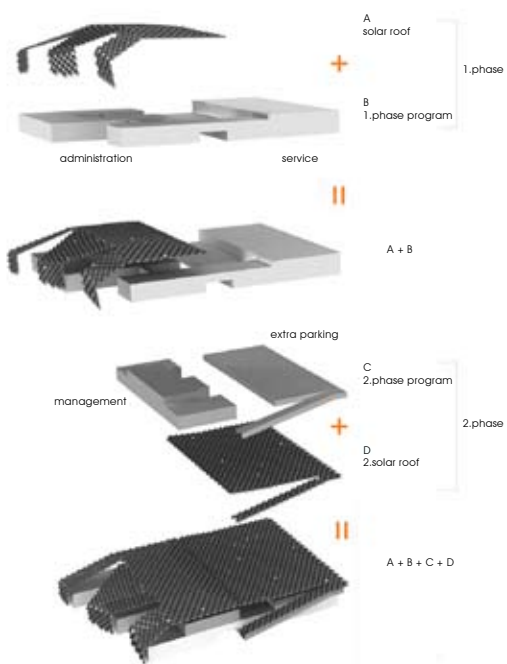
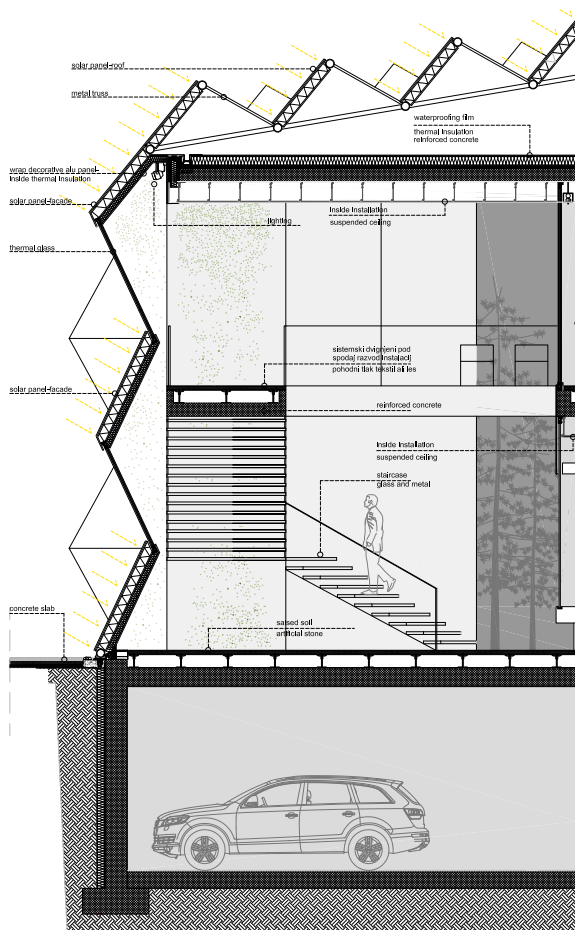
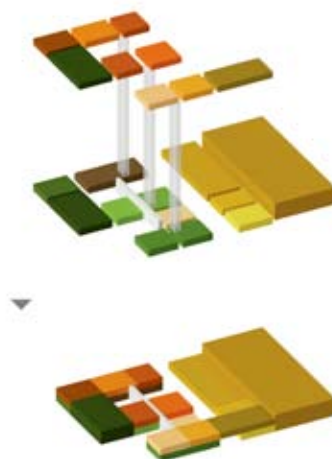
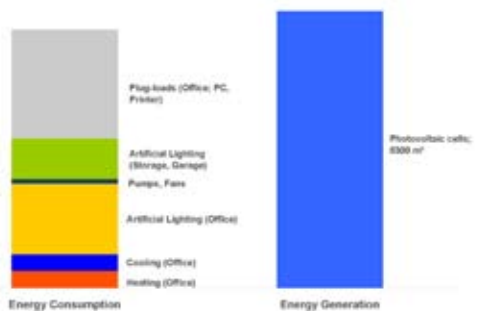


太阳能办公室 SOLAR POWER OFFICES

设计公司 / OFIS
地点 / 斯洛文尼亚, 卢布尔雅那



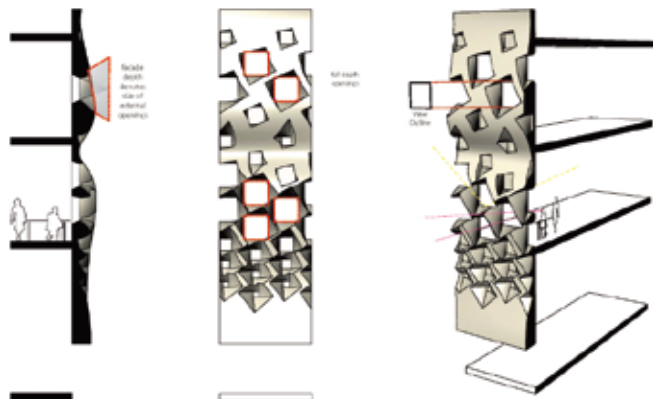
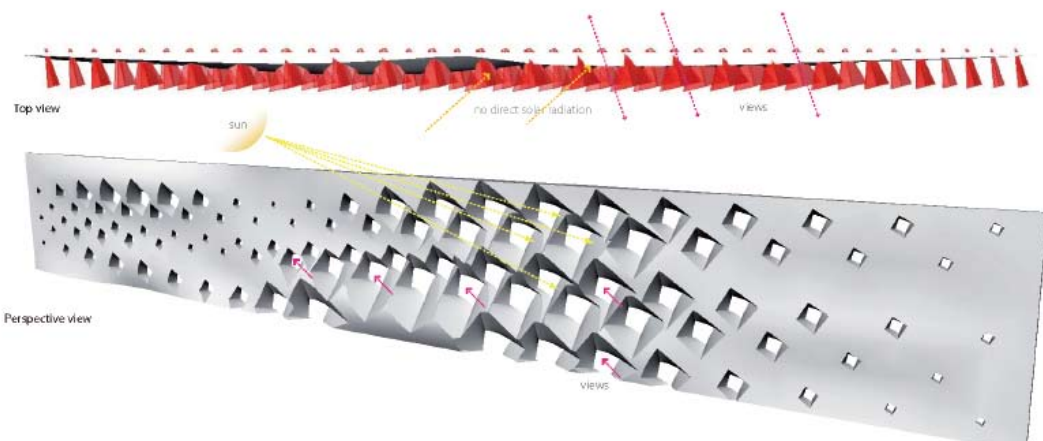
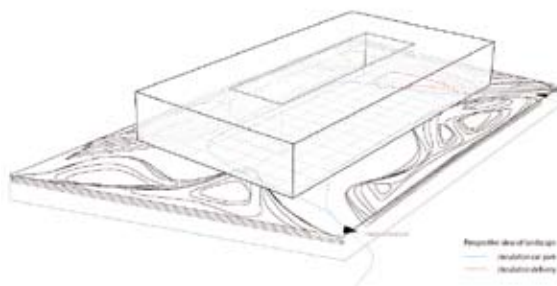
Potential: CO₂ Neutral Building Operation
Energy Balance - Office (8734 m²), Storage and Garage (6000 m²)

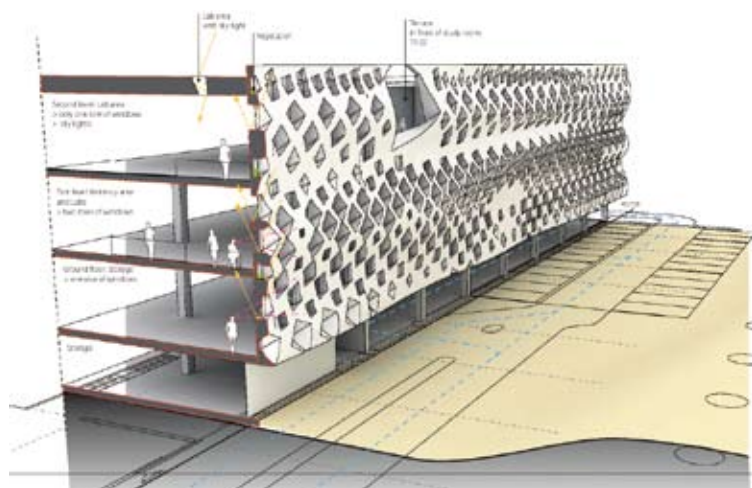
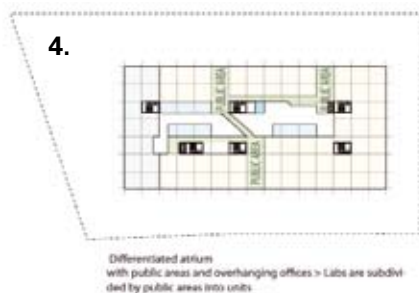
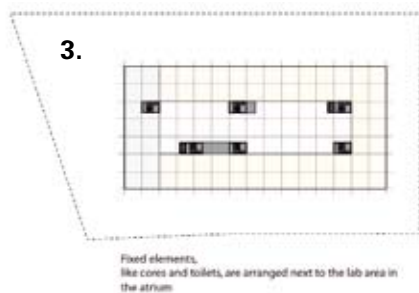

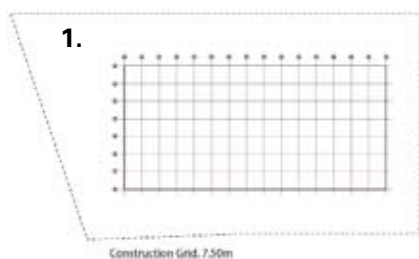


SIPCHEM产品应用开发中心

SIPCHEM PADC

设计公司 / LAVA
地点 / 沙特阿拉伯



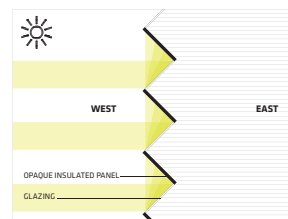
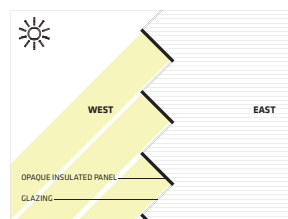
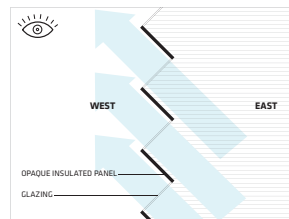


深圳国际能源大厦

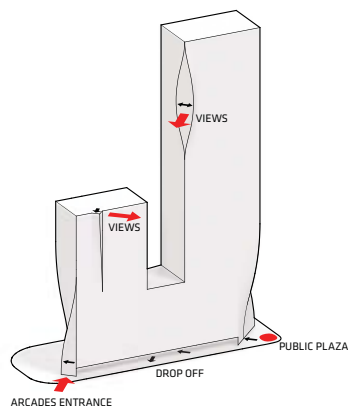
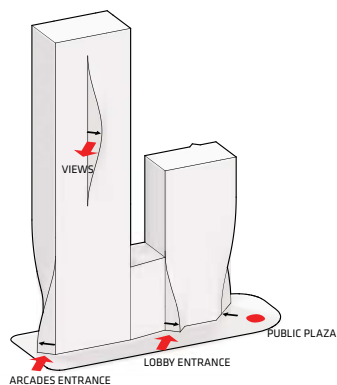
SHENZHEN INTERNATIONAL ENERGY MANSION

设计公司 / BIG-Bjarke Ingels Group

地点 / 中国, 深圳



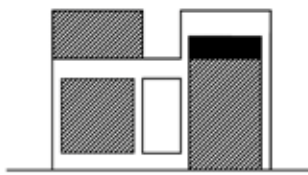
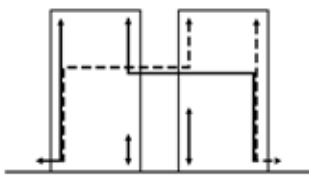
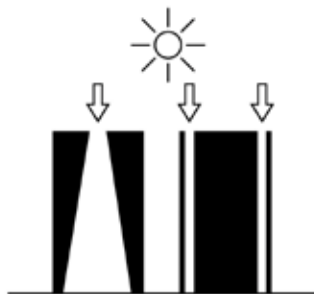
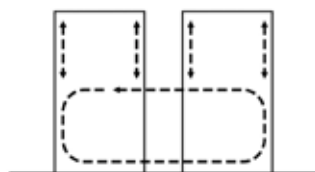
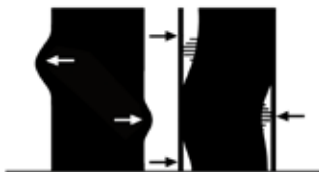
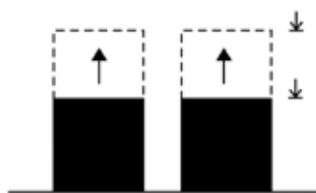
CONCEPT DIAGRAM



AXON DIAGRAM

齐伯格竖井 SILOS ZEEBURG

设计公司 / NL Architects
地点 / 荷兰



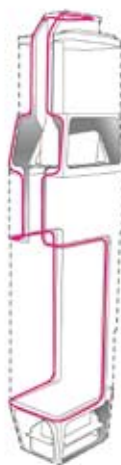
□ Publiek
▨ Semi publiek
■ Privaat

斯科茨大厦 THE SCOTTS TOWER

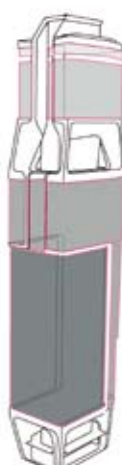
设计公司 / UNStudio
地点 / 新加坡



tower



the frame



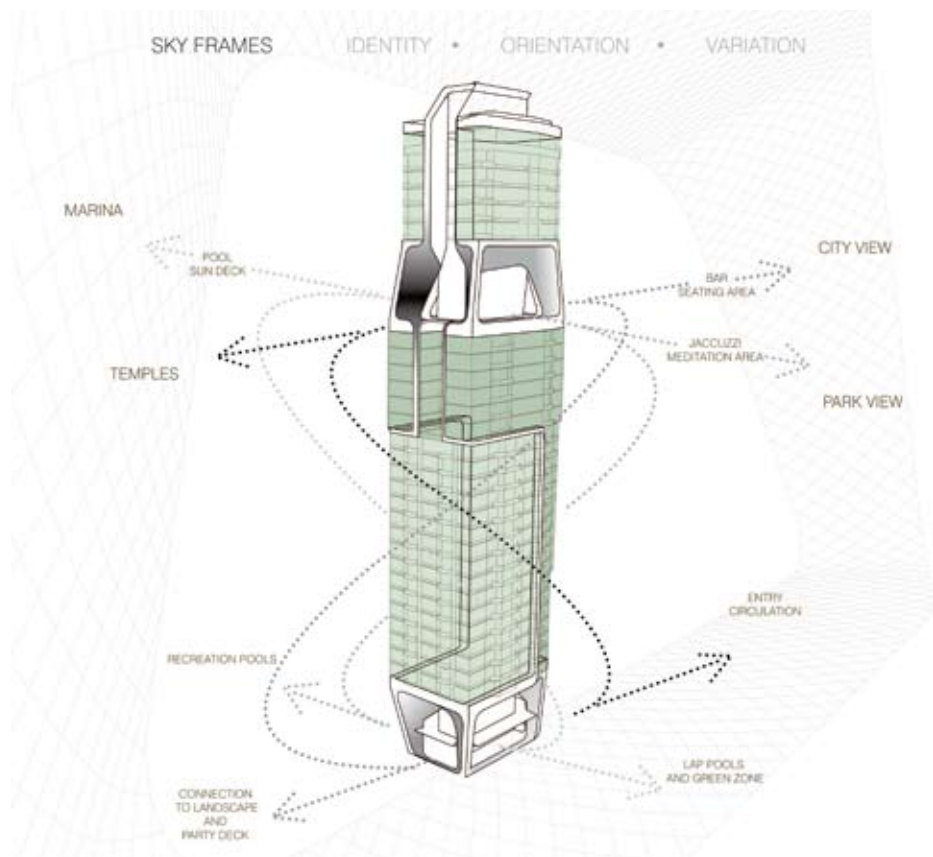
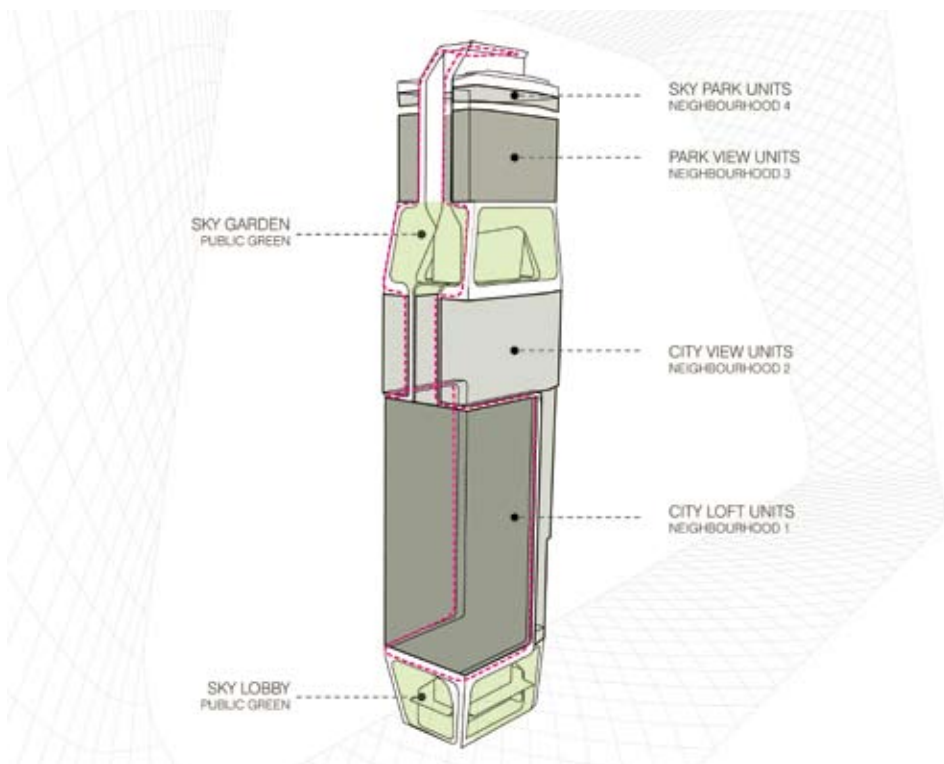
packages



the balcony



units



CREATIVE DIAGRAM IN ARCHITECTURE

TRAN TATION BUILD

SPORT-



交通建筑

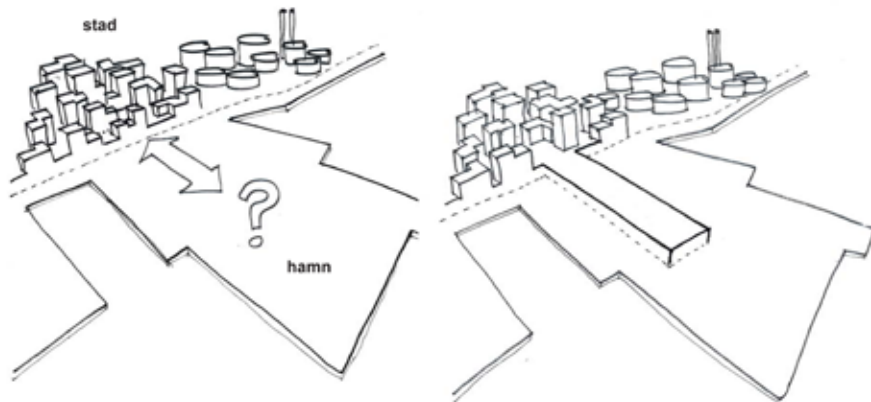
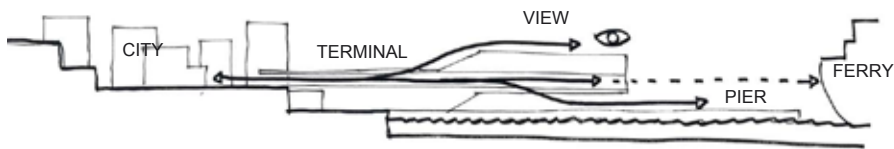
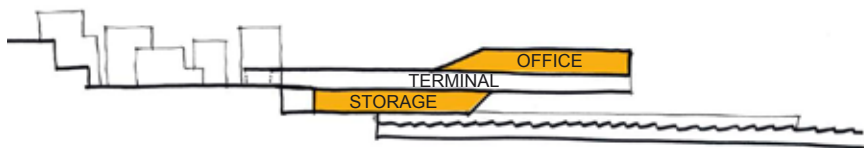
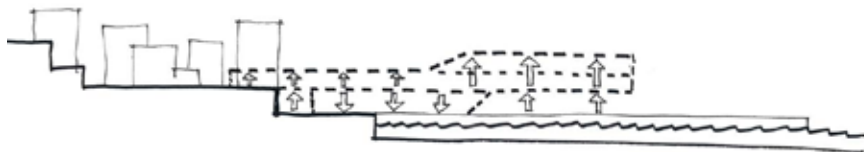
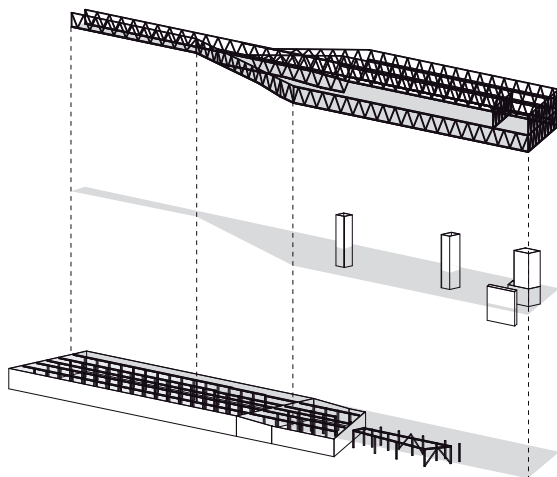
190—203

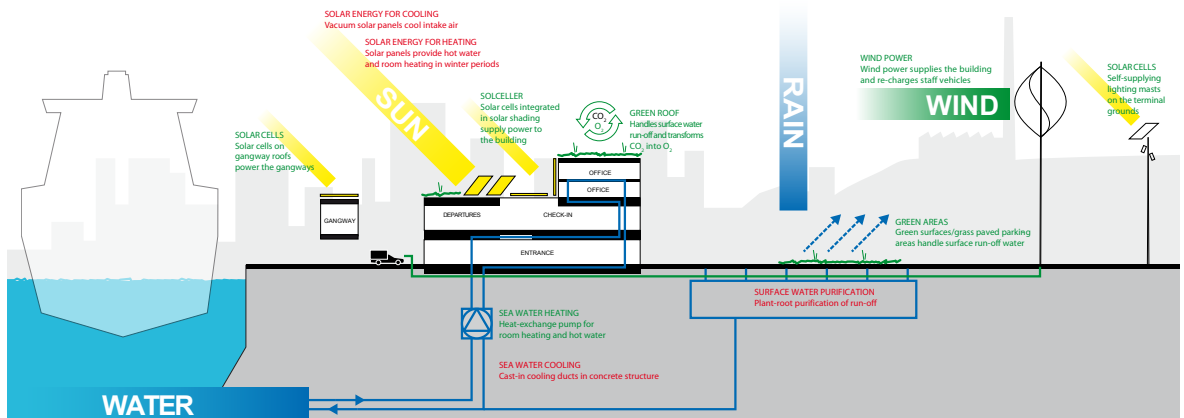
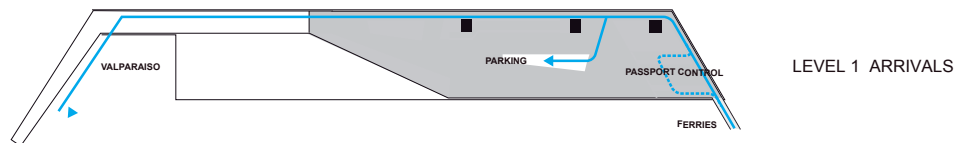
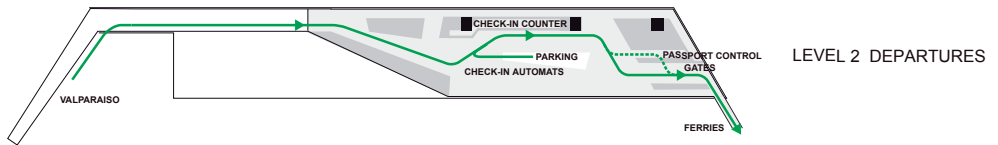
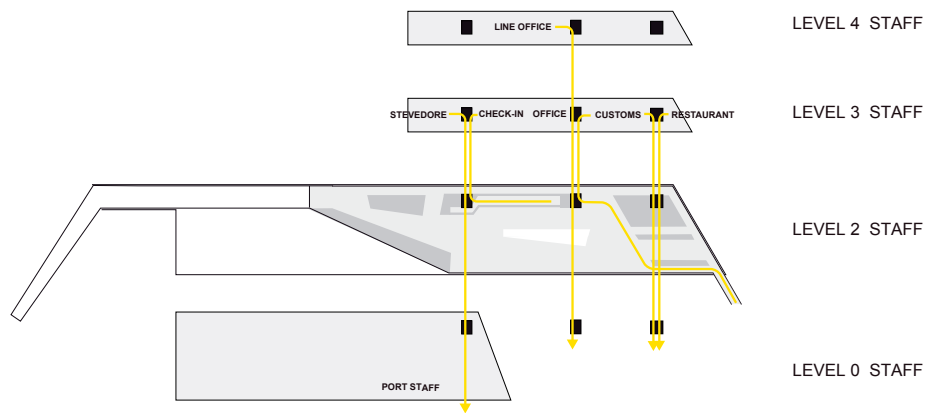
ING

斯德哥尔摩渡轮码头

NEW TERMINAL FOR STOCKHOLM

设计公司 / C. F. Møller Architects
地点 / 瑞典, 斯德哥尔摩

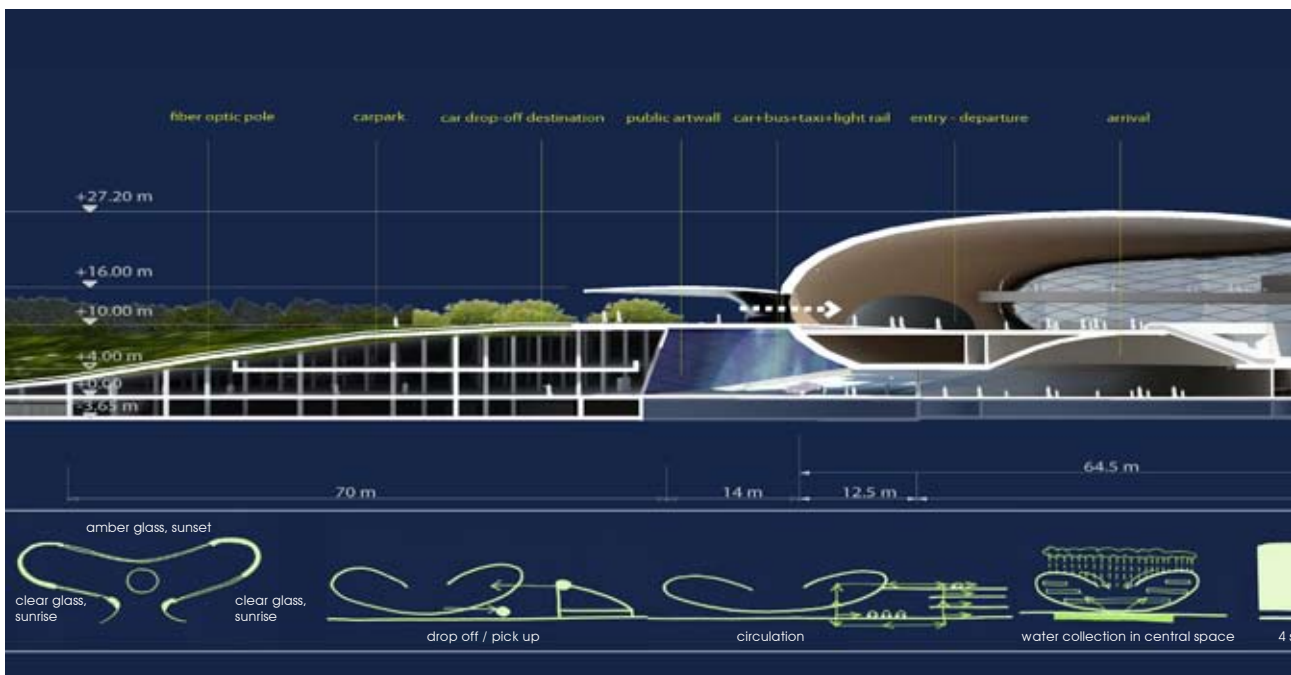
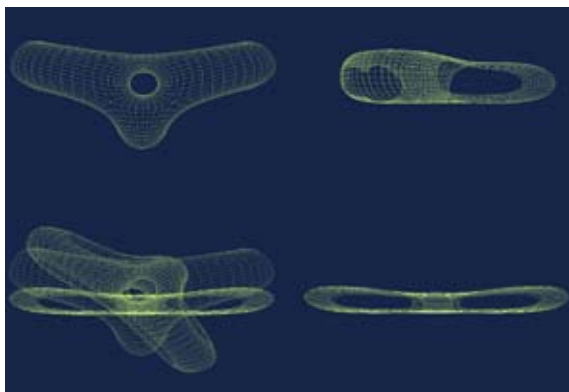







里加国际机场

RIGA AIRPORT

设计公司 / LAVA
地点 / 拉脱维亚, 里加

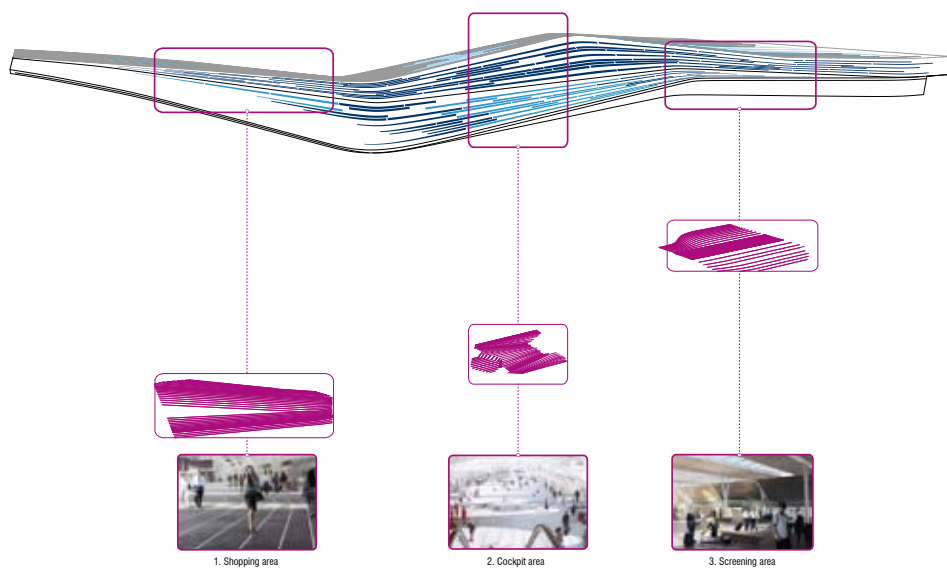
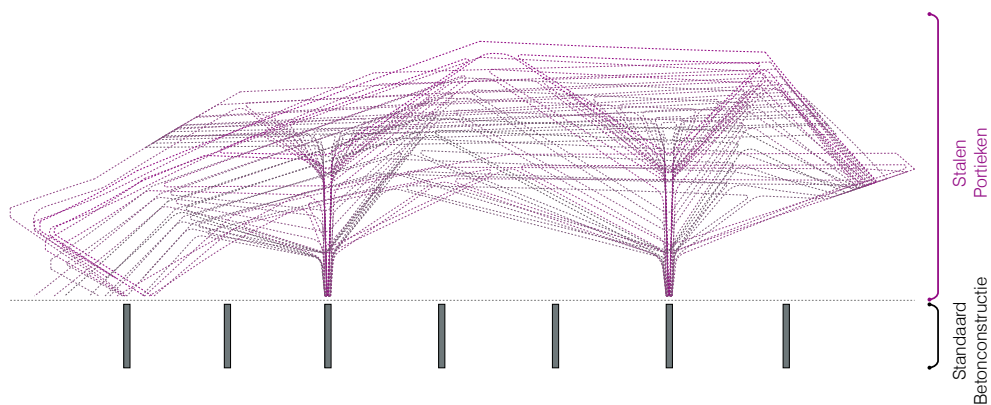
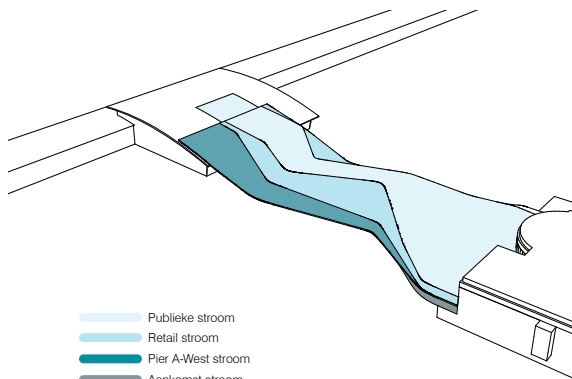





布鲁塞尔机场连接建筑

BRUSSELS AIRPORT CONNECTOR

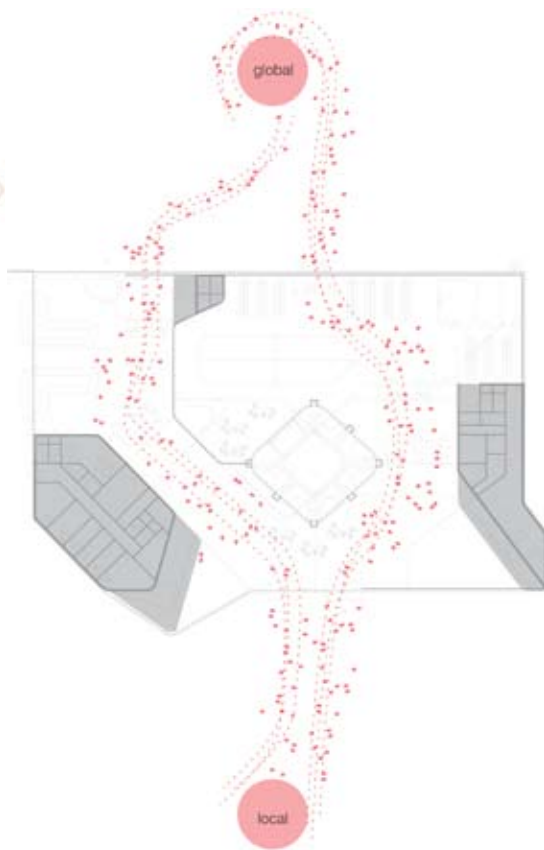
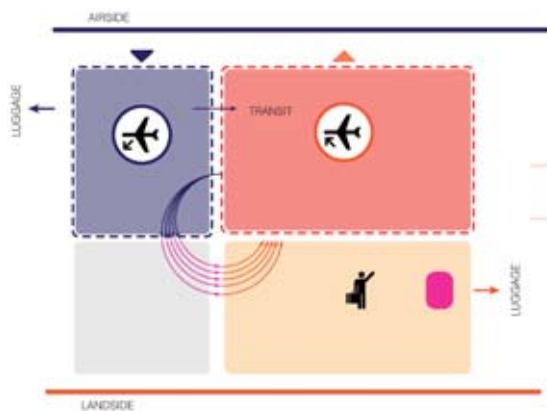
设计公司 / UNStudio
地点 / 比利时，布鲁塞尔



“建设者” 大卫王国际机场

KING DAVID THE BUILDER INTERNATIONAL
AIRPORT

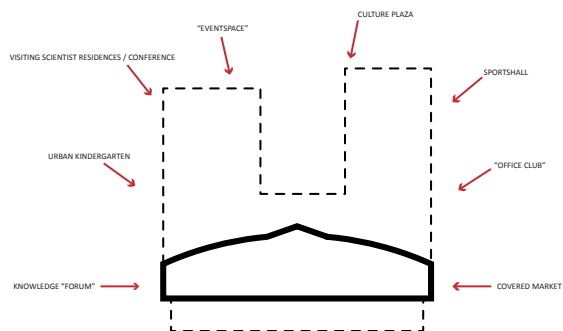
设计公司 / UNStudio
地点 / 格鲁吉亚, 库塔伊西



奥胡斯DSB地区公交总站

DSB-AREAS AND BUSTERMINAL IN AARHUS


设计公司 / C. F. Møller Architects
地点 / 丹麦·奥胡斯



CONCEPT DIAGRAM:

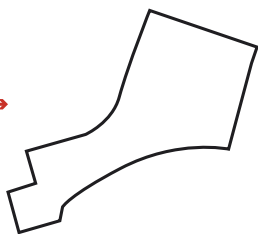
THE PROS AND CONS OF THE TWO ADJACENT CONTEXTS CITY & PORT ARE USED TO COMBINE THE BEST QUALITIES OF BOTH IN THE NEW DEVELOPMENT

CITY CONTEXT DENSE URBAN BLOCK TYPOLOGY




- + HIGH PLOT RATIOS- DENSE/LOW
- FEW CONNECTED FLOOR PLATES
- BUILDINGS HAVE DISTINCT FRONT/BACKSIDES
- + DIVERSE BUILDING HEIGHTS
- + DIVERSE FLOOR PLATE LAYOUTS
- + DIVERSE FACADE EXPRESSIONS
- + URBAN SPACES WITH VARIETY AND SURPRISE
- + URBAN SPACES CONNECT AND ENLIVEN
- + MIXED TRAFFIC FORMS
- + MIXED USE

PROJECT CONTEXT DISPERSED URBAN BLOCK TYPOLOGY



- + MEDIUM HIGH PLOT RATIOS- DENSE & DISPERSED / TALL & LOW
- + OPTIONALLY LARGE CONNECTED FLOOR PLATES
- + DIVERSE BUILDING HEIGHTS
- + DIVERSE FACADE EXPRESSIONS
- + URBAN SPACES WITH VARIETY AND SURPRISE
- + URBAN SPACES CONNECT AND ENLIVEN
- + MIXED TRAFFIC FORMS
- + MIXED USE

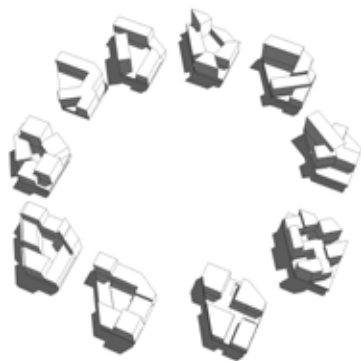
PORT CONTEXT DISPERSED VOLUMES TYPOLOGY



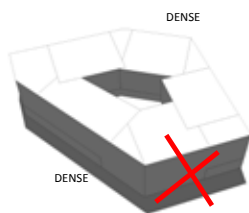
- + HIGH PLOT RATIOS- DISPERSED/TALL
- + LARGE CONNECTED FLOOR PLATES
- LITTLE SPATIAL COMPLEXITY
- LARGE DISTANCE BETWEEN BUILDINGS
- LARGE SCALE ADAPTED FOR CARS RATHER THAN PEOPLE
- SEPARATED TRAFFIC FORMS
- MONOFUNCTIONAL BLOCKS



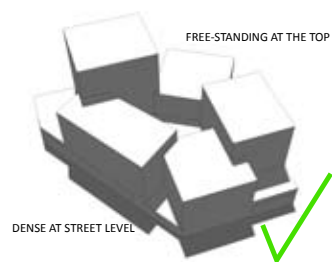
VARIATION - MULTIPLE PROPERTIES MULTIPLE ARCHITECTS MIXED-USE PROGRAMMING

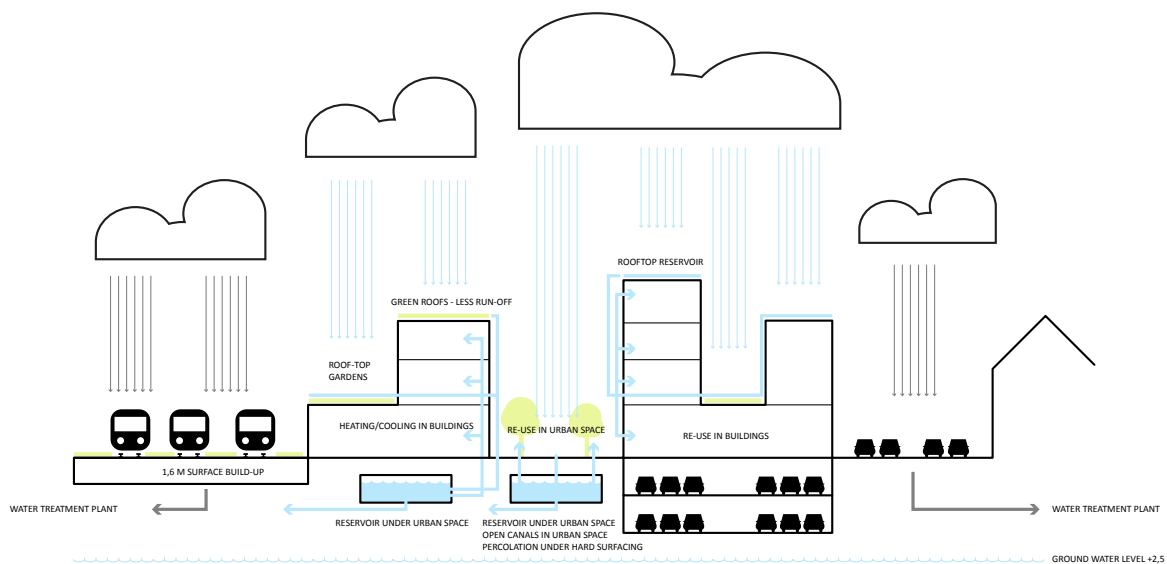
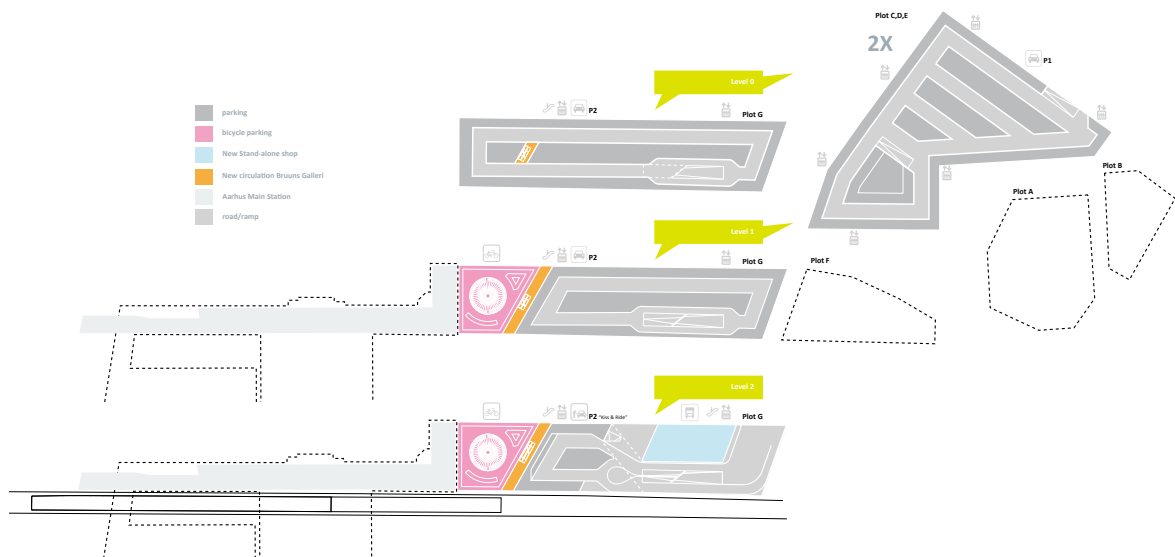


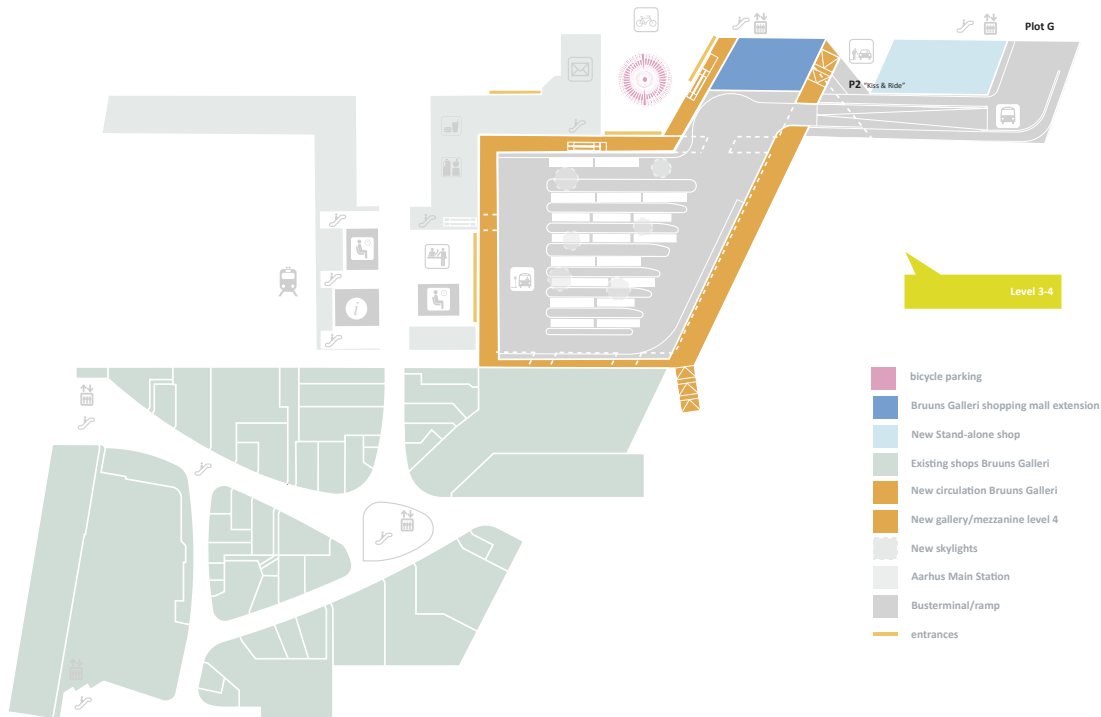
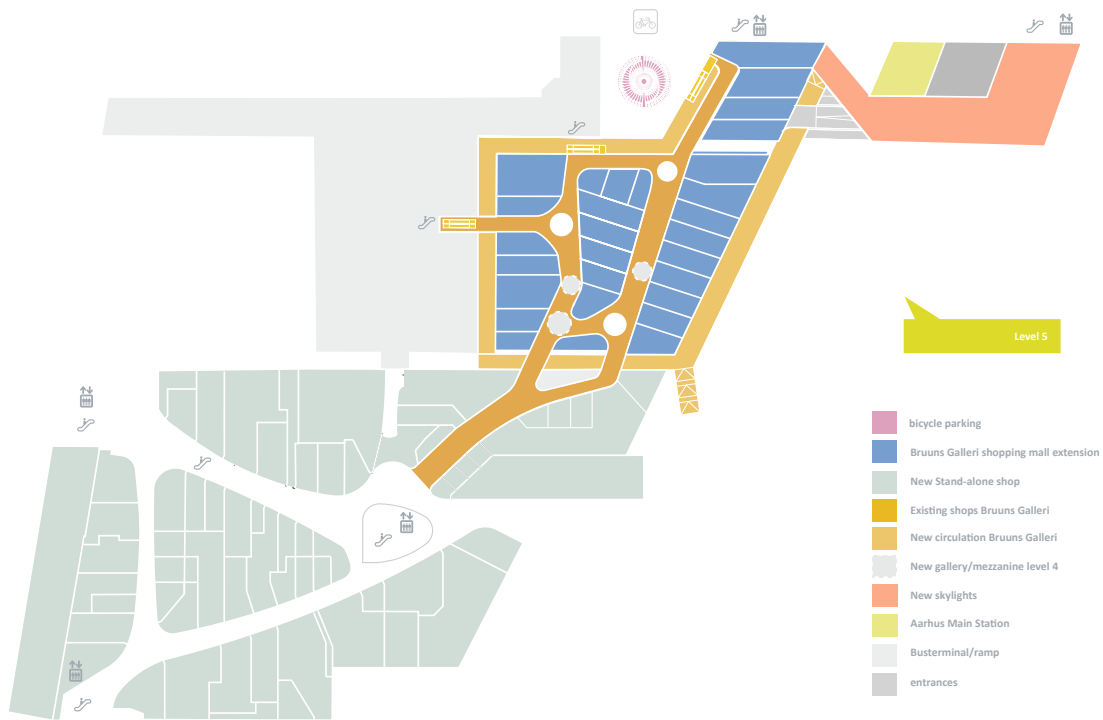
TRADITIONAL URBAN BLOCK



DISPERSED URBAN BLOCK



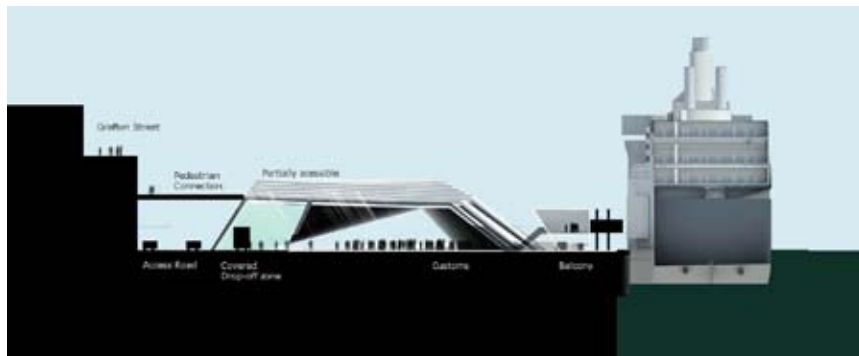




白湾码头

WHITE BAY TERMINAL

设计公司 / LAVA
地点 / 澳大利亚, 悉尼



RESID ENTIA BUILD

CREATIVE DIAGRAM IN ARCHITECTURE

—

L


ING

居住建筑


204—248

K街区公寓 FUNEN BLOK K

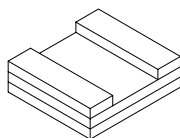

设计公司 / NL Architects
地点 / 荷兰



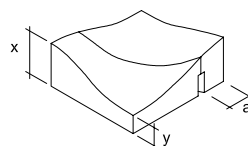
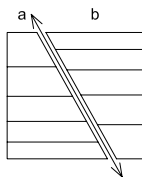
Shortcut



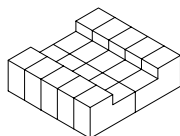
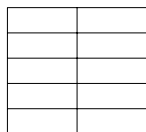
Vista



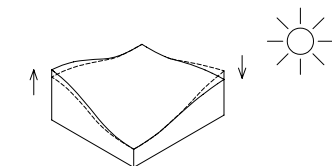
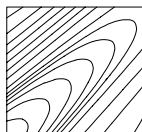
1 2+1/2 Stories Given envelope: The first two stories should be built in alignment (100%), the third with a setback: 50% building + 50% roof garden. Average building height = 7.5 meters. Total volume = 6336 m³.



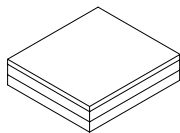

5 Shortcut By orienting the alley towards the two open spaces instead of two 'blind' walls an attractive shortcut is created. As a consequence the block is deformed, northwest and southeast corners rise whereas northeast and southwest corners lower. The typology becomes elastic, a range from 3/2 to 4 stories. Average building height remains 7.5 meters.



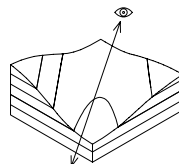
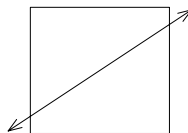
2 Back to Back Conventional building technique: 10 'ground related' identical houses.



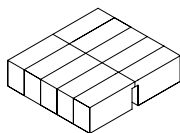

6 Flex Strategically positioning the volume towards the sun results in a lower south and higher north section. Amplitude of the building varies from 5 to 15 meters.



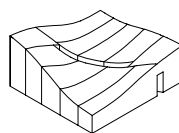
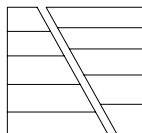
3 Being John Malkovich Re-interpretation of given envelope: 5 / 2 stories (100% roof garden); a block waiting to be touched.



7 Vista The deformation as a consequence of the diagonal shortcut creates a 'void' in the otherwise dense master plan.



4 Alley The obligatory storage spaces technical facilities and hallways are absorbed in and accessed from the 'center' of the block: the facades open up to the light and the 'park'.



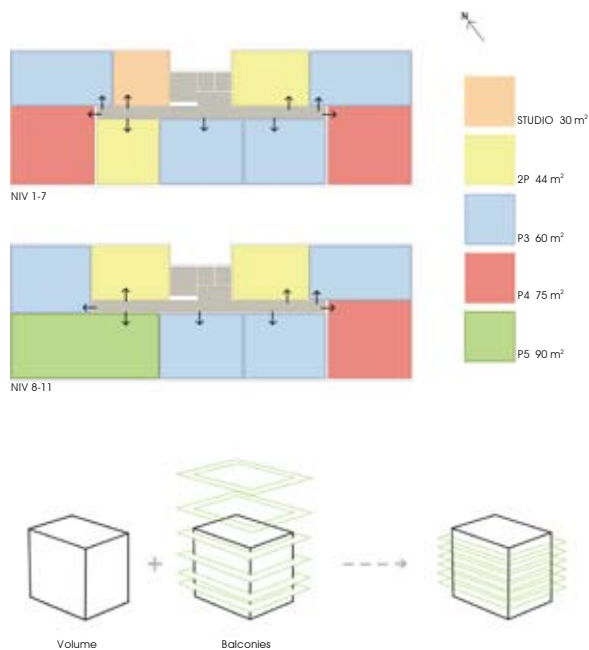
8 Elastic Building Bay The block is divided up in ten unique individual houses with equal volume (633 m³) but different floor areas. The houses on the north and south sides get daylight from two sides whereas the six in the middle depend on only one facade (and the patio). The extra width is a positive side effect of the 'equation'.

ZAC DU COTEAU 复合式住宅

ENSEMBLE IMMOBILIER DE LOGEMENTS SOCIAUX
ET EN ACCESSION ZAC DU COTEAU

设计公司 / ECDM Architectes

地点 / 法国, 阿尔克伊



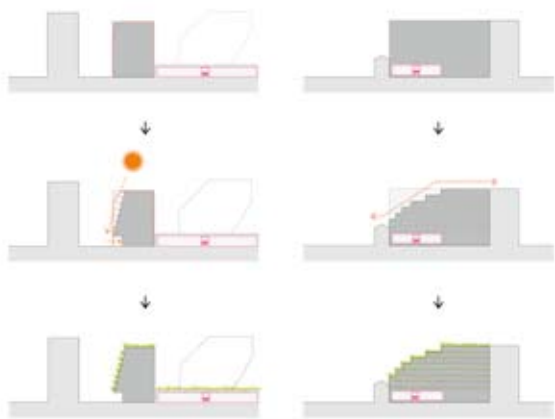
住宅和公共汽车中心

LOGEMENTS ET CENTER-BUS

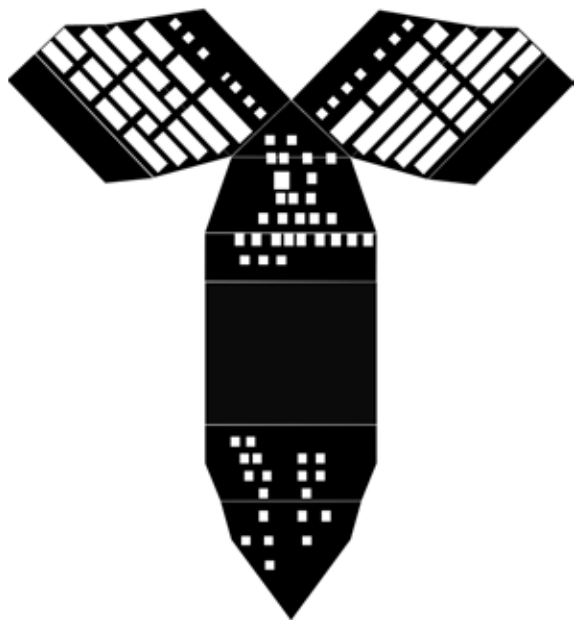
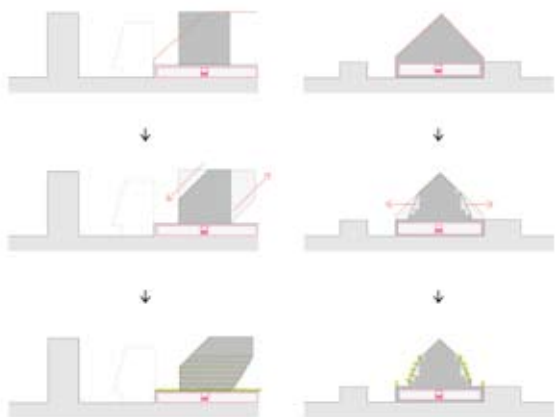
设计公司 / ECDM Architectes
地点 / 法国, 巴黎




BUILDING ON THE STREET



BUILDING IN THE HEART OF THE ISLET





I'PARK城样板房

MODEL HOUSE FOR I'PARK CITY

设计公司 / UNStudio

地点 / 韩国, 水原

摄影师 / Iwan Baan



Designing a Scenario of the experience



Translating the scenario into circulation




Adding as a design diagram for the inner form



Inner form expressed to the outside



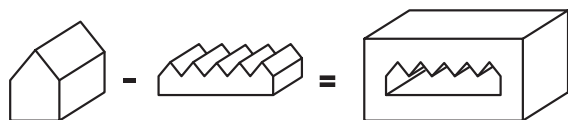
programming the skin



鄂尔多斯 100

ORDOS 100

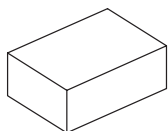
设计公司 / NL Architects
地点 / 中国, 内蒙古



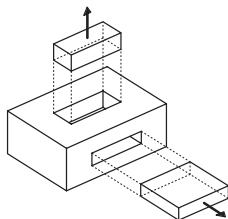
HOUSE

GARDEN HOUSE

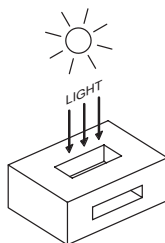
GREEN HOUSE



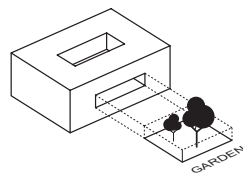
Block



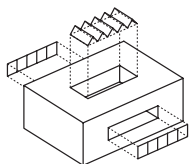
Subtraction



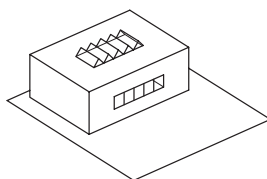
Bring in Light



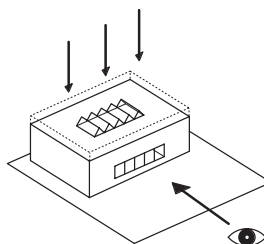
Bring in Garden
= Green Heart



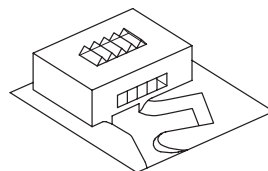
Interior Garden + Glass facade
= Greenhouse Inside



Position on Plot
= Drive Way



Sink for View



Parking = Sculpture

黑色草甸公寓 BLACK MEADOW

设计公司 / NL Architects
地点 / 捷克, 俄斯特拉发



SPORTS BUILDING

This Sports building can be used by the schools. It has a smart section. The small building is half sunken to create the ideal 'boarding' for sports. An outdoor field is on the roof and full glass in-between to allow daylight and a view into the inside. Ivy will grow over the structure turning the building into a kind of flower basket.



CLUB

The club that is part of the Creative Incubator is separated from the main building and located closer to the river. It inspires to take a nice walk through the park. The roof is a skate park that forms a sensational ceiling for the interior.



FREAK TOWER

Panorama Restaurant on top of a Vertical Playground.



THE PARKING MARKET

What if we push the current parking lot up in the air? It could create a wonderful opportunity for a covered square that can be used in many occasions for gatherings, for hanging out, as a market and even as parking lot.




AQUEDUC: POOL BRIDGE

An additional bridge to the other side of the Ostravice River would be a great asset to the area as a whole what if we could swim to the other side? Aqueduc is both a public outdoor swimming pool and a bridge.



SUPER SLENDER TOWERS

A number of Super Slender Towers can potentially enhance the mixed use character of the area. With one apartment per floor the residential tower has a minimal footprint and offers unprecedented panoramic views! One tower could be dedicated to student housing with 3 units per floor. The Studio Towers contain 16 stacked studio's to form an elegant pile. The facades facing north are fully glass to catch the right light.



POOL

The required pool building will be located on the other side of the River among the many sports facilities projected in this area. It could be interesting to include a spa. The dressing rooms are under the kidney shaped pools that form a sensational ceiling.



AMETHYST

Climbing Hall based on the natural beauty of the Amethyst a hollow 'rock' is sliced in 3 carefully chosen positions to let in daylight and to expose the breathtaking interior. Both outside and inside are climbable.



ODEUM

The outdoor theater is located at the confluence of rivers with a view towards the Castle.

TRANSFORMER

A park is not complete without a gazebo or a folly. This Transformer can effortlessly mutate from music pavilion into stand and from stand into chapel. And everything in-between...



CONCERT BUILDING



EXHIBITION HALL A



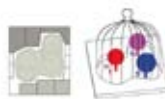
FIRST EXHIBITION HALL



MODERN MUSIC BUILDING



CREATIVE INCUBATOR



WALDORF KINDERGARTEN



WALDORF ELEMENTARY SCHOOL



WALDORF SECONDARY SCHOOL



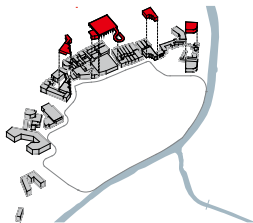
MULTIPURPOSE HALL



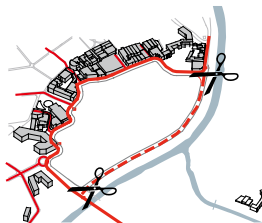
SDFKACM



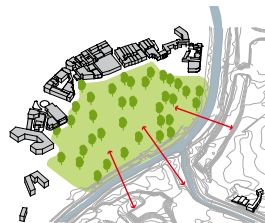
BLACK MEADOW



SHARPEN THE BOUNDARY



NAVIGATOR UPDATE



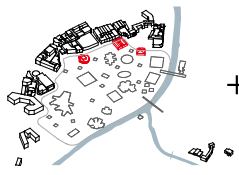
URBAN PARK



PARK WAY



PATH



STRATEGY



SYNTHESIS



SMART SCHOOLS



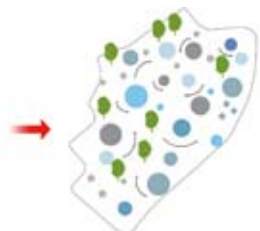
SAN GIMIGNANO

=



GAZEBO CITY

PROGRAM



EASY COMPLEXITY

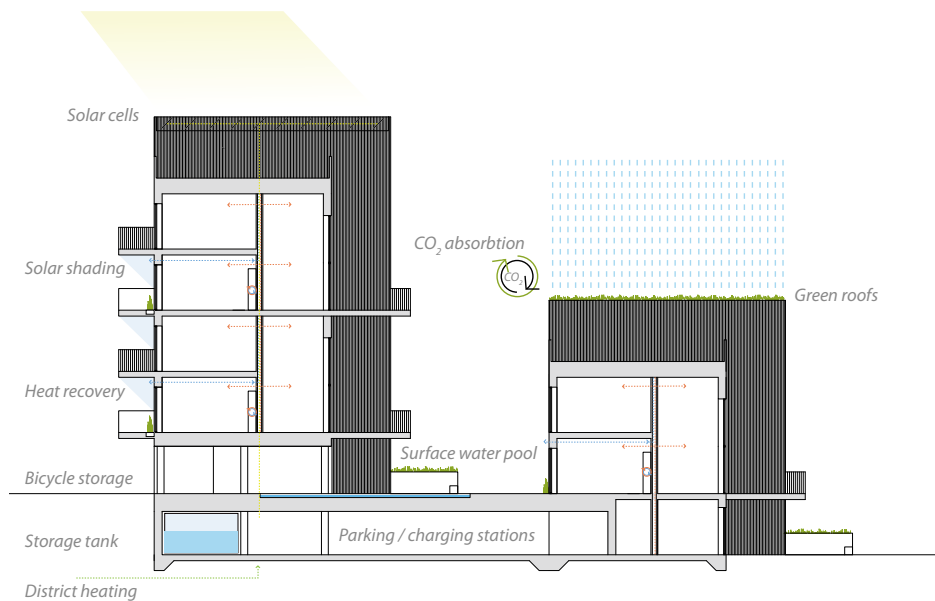
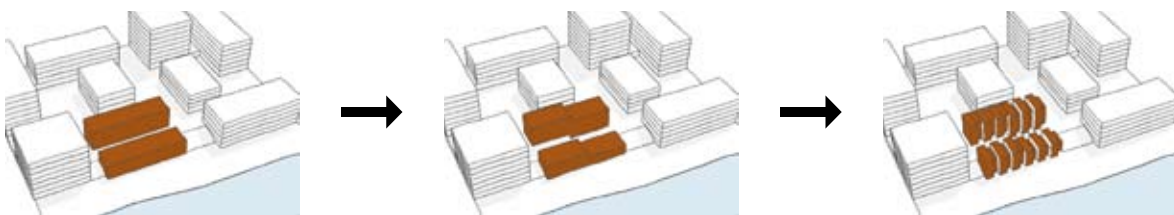
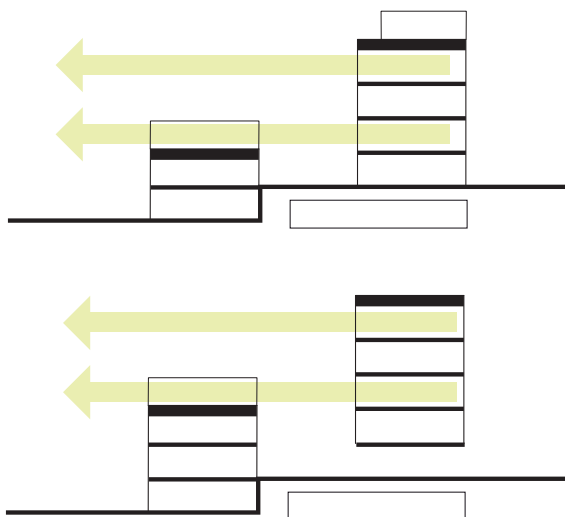


DEVELOPMENT

NORRA DJURGAARDSSTADEN 可持续住宅

NORRA DJURGAARDSSTADEN SUSTAINABLE TOWN HOUSE

设计公司 / C. F. Møller Architects
地点 / 瑞典, 斯德哥尔摩



STRUSHAMN 社区

STRUSHAMN

设计公司 / Eriksen Skjåaa Architects
地点 / 挪威



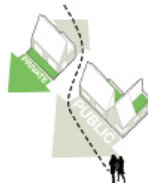
PUBLIC SURFACE



CLUSTERING



DIRECTIONALITY



PUBLIC/PRIVATE



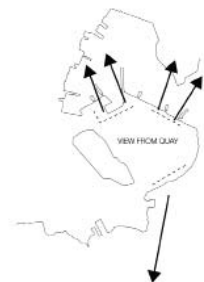
PLAN



BUILDING TYPOLOGIES



SUN/WIND



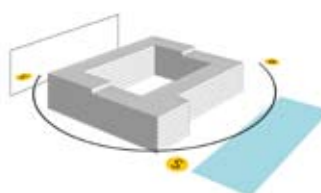
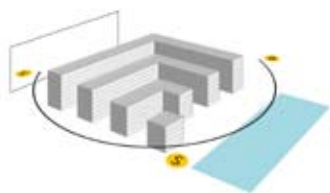
VIEWS

奥胡斯港区冰山住宅综合楼

THE AARHUS DOCKLANDSS

设计公司 / JULIEN DE SMEDT ARCHITECTS


地点 / 丹麦, 奥胡斯



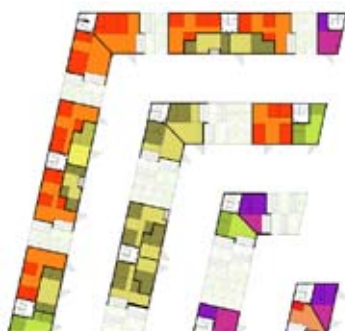
SUN



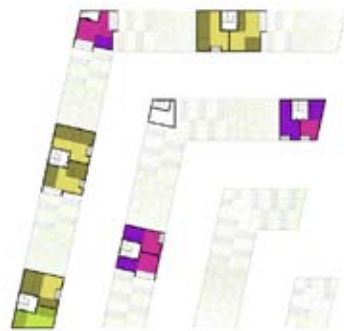
VIEWS



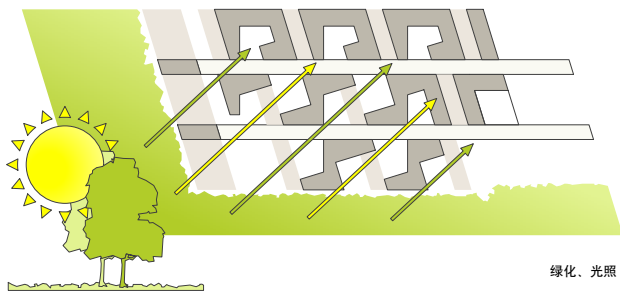
SECOND FLOOR FINISH



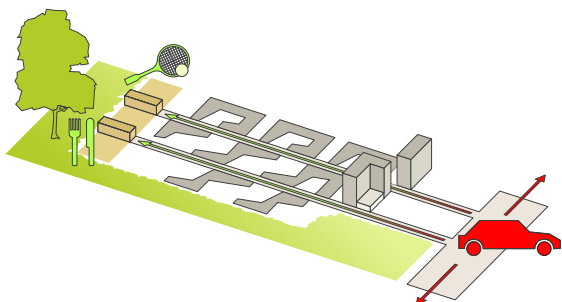
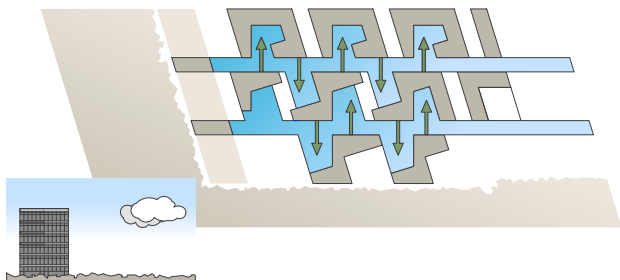
FOURTH FLOOR FINISH



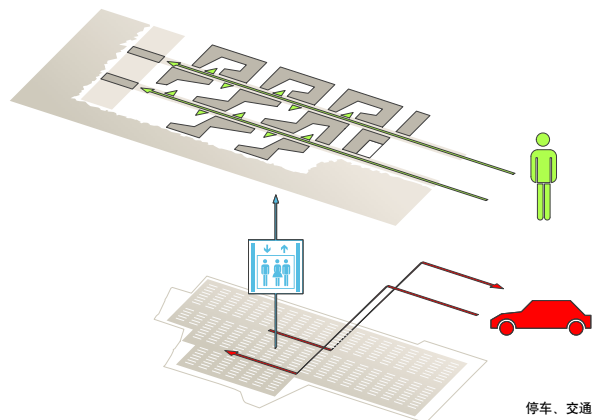
SEVEN FLOOR FINISH



绿化、光照



噪声、娱乐

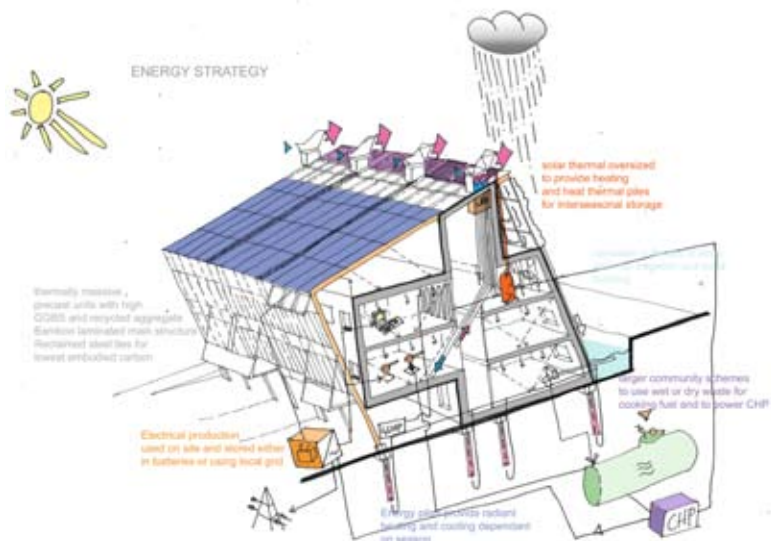


停车、交通

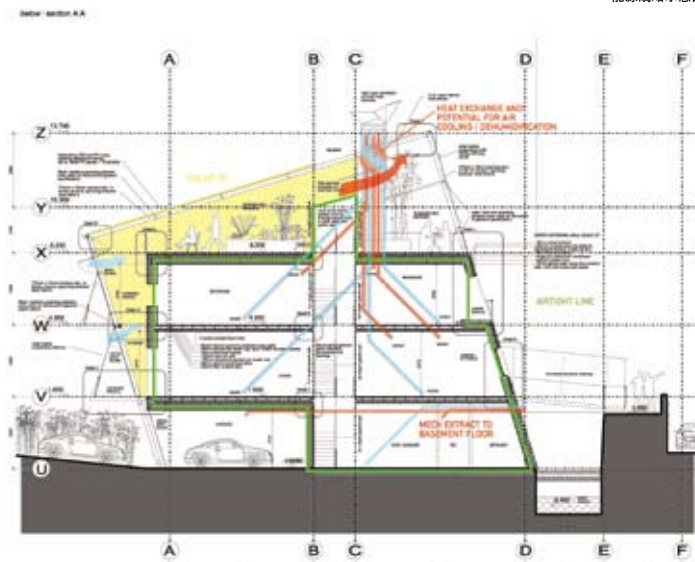
北京万通示范性住宅

WANTONG PROTOTYPE HOUSE

设计公司 / ZED Factory
地点 / 中国，北京



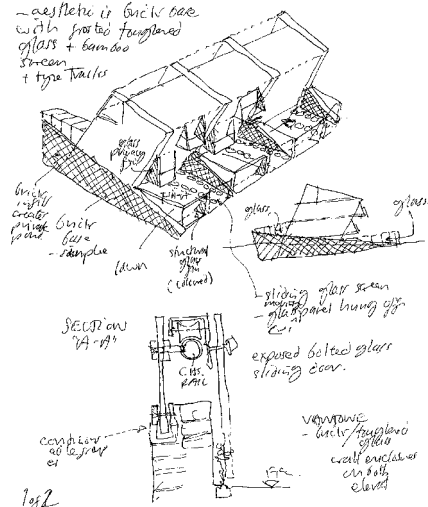
能源战略示意图



能源运作剖面图

THUS - don't be offended but please consider all elements including providing north light and with PV solar

- aesthetic is brick base
with frosted tempered
glass + bamboo
screen
+ type trailers



设计理念示意图

洗牌—EUROPAN 10 竞赛

SHUFFLE – EUROPAN 10 COMPETITION


设计公司 / Eriksen Skjåaa Architects
地点 / 挪威



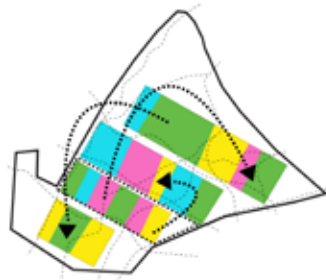
STUDY AREA PLAN



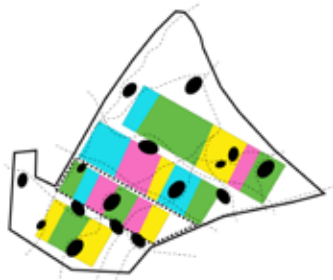
STRIPS



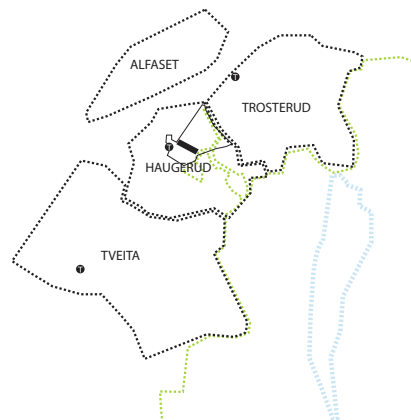
WEAVE



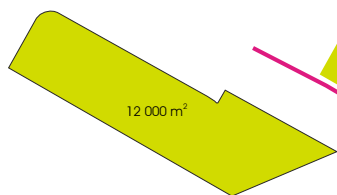
SHUFFLE + FLIP



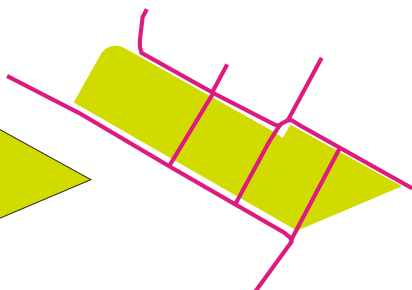
INTENSIFY



SHADOW DIAGRAM



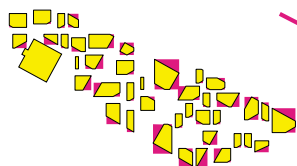
THE PLOT AREA



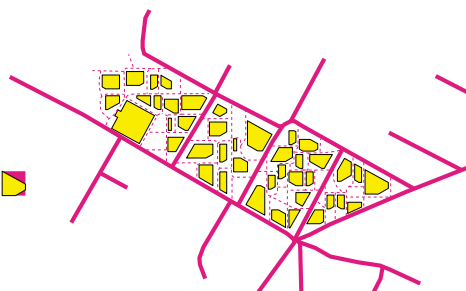
PATHS



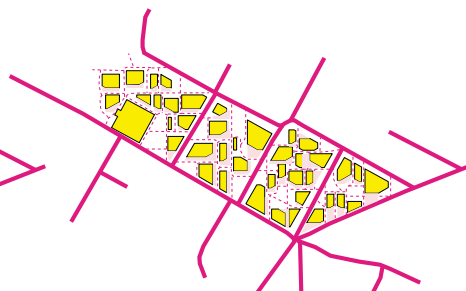
VOLUMES - MOVED TO PREVENT SHADOW



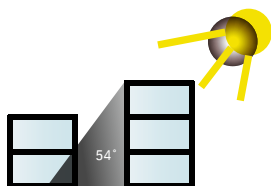
VOLUMES CUT AT 30 DEGREE ANGLES



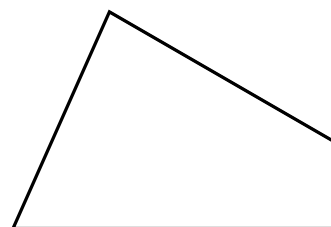
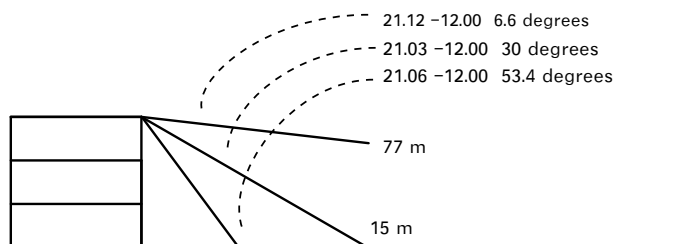
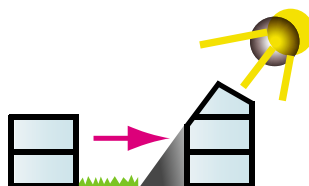
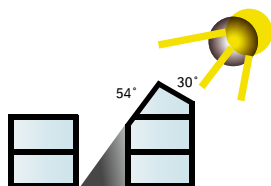
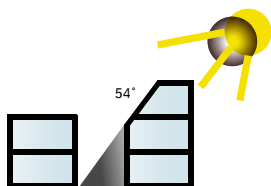
NEW PATHS



PATIOS

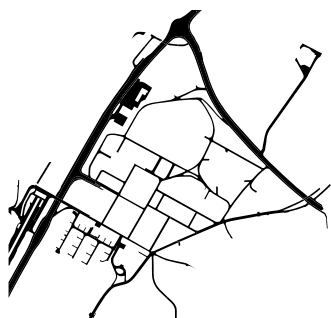
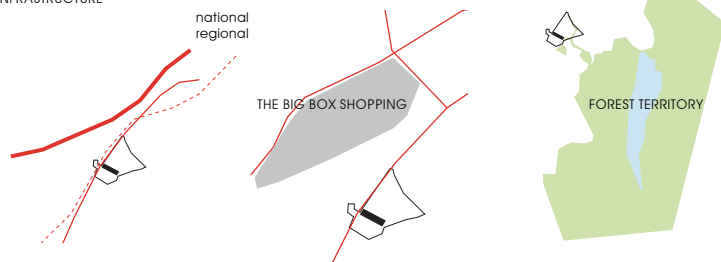


SOLAR ANGLES



Solar collectors at 30°

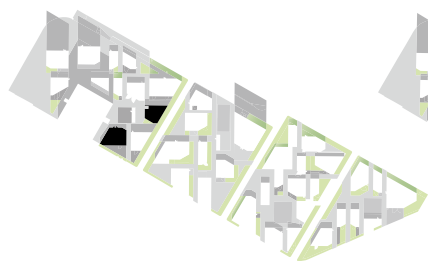
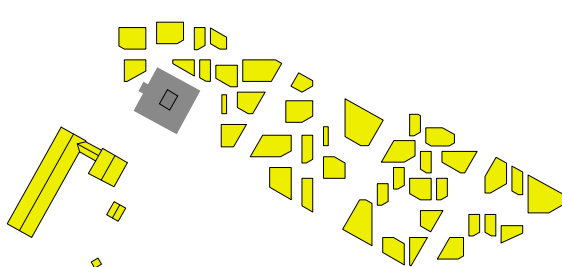
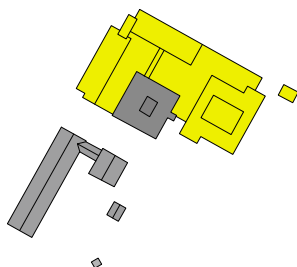
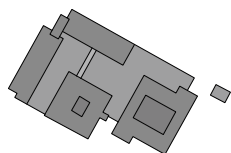
REGIONAL CONTEXT:
INFRASTRUCTURE



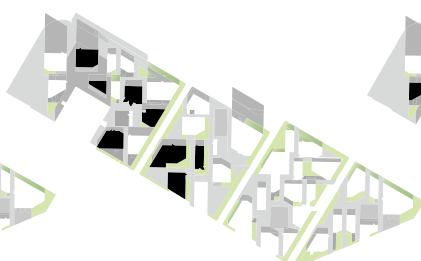
PATHS



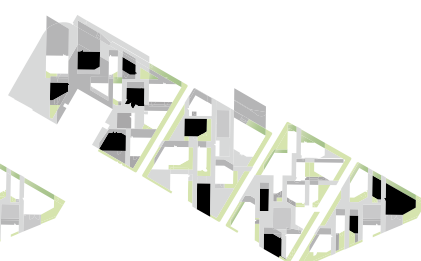
NEW PUBLIC SPACES



5 YEARS



10 YEARS



20 YEARS

FUTURE SCENARIO



TYPICAL PLANS

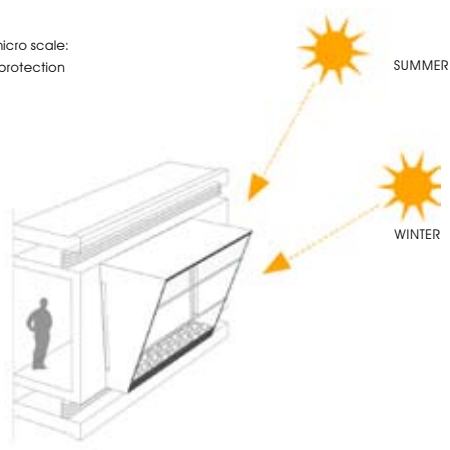


NEST VILLAGE APARTMENTS

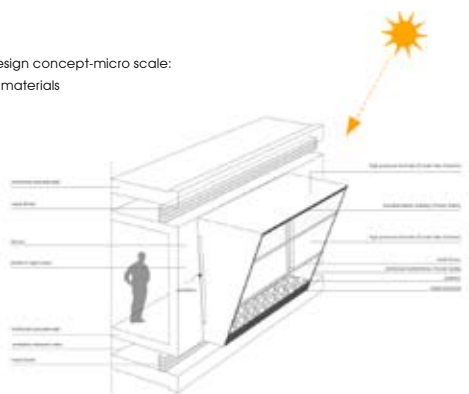
地点 / 美国，得克萨斯州，埃尔帕索



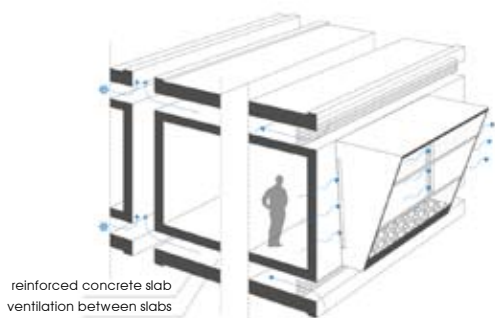
1. element of sun protection



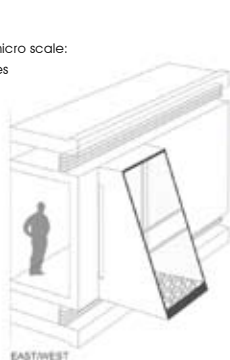
2. materials



3. natural cooling and ventilation



4. loggia typologies



- +1 +2 +3 +4
- 1 bedroom flat 54 m² 6 units ● 1 bedroom flat 54 m² 25 units ● 1 bedroom flat 54 m² 16 units ● 1 bedroom flat 54 m² 6 units
- 2 bedroom flat 87 m² 2 units ● 2 bedroom flat 87 m² 3 units ● 2 bedroom flat 87 m² 3 units ● 2 bedroom flat 87 m² 3 units

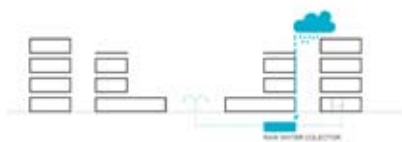
design concept-micro scale:
1. air flow



design concept-micro scale:
2. shading



design concept-micro scale:
4. water usage



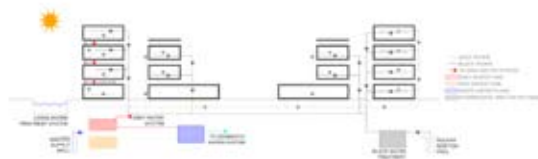
design concept-micro scale:
3. natural ventilation



design concept-micro scale:
5. water flow system



design concept-micro scale:
6. drainage



莲花大厦

LOTUS TOWERS

设计公司 / Enota
地点 / 斯洛文尼亚, 卢布尔雅那



1
BULKY PUBLIC PROGRAM VOLUME WITH NO CONNECTION TO THE PARK



2
INCLINE OF VOLUME CREATES JUTTING ROOF OVER ALL PROGRAM EDGES



3
OPENING OF PROGRAM CREATES CONNECTION WITH PARK,
NATURAL LIGHTING AND CROSS VENTILATION

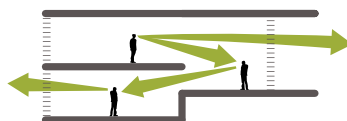
CONCEPTUAL SCHEMES



1,5 x FLOOR HEIGHT LIVING FOR BETTER NATURAL LIGHTING




NATURAL CROSS VENTILATION IN ALL APARTMENTS




CROSS VIEW COMMUNICATION IN APARTMENTS


CONCEPTUAL SCHEMES



1
100% DOUBLE SIDED APARTMENTS WITH 100% PARK VIEW

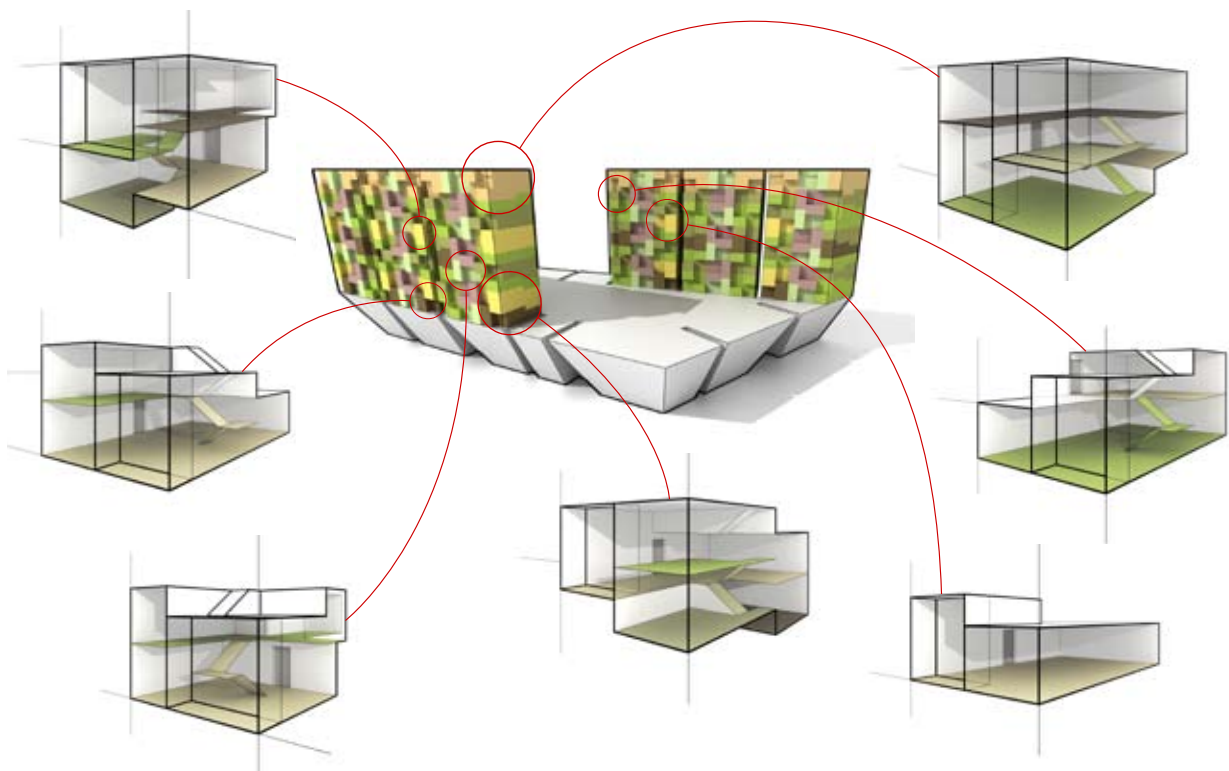


2
BIGGER APARTMENTS FOOTAGE DEMANDED IN BRIEF



3
SPLIT APARTMENTS FOR BETTER SUNLIGHT ON GREEN ROOF

CONCEPTUAL SCHEMES



APARTMENT CATALOG

迈阿密大厦

MIAMI TOWER

设计公司 / Bluarch
地点 / 美国, 佛罗里达州, 迈阿密




Concrete Slabs



Double slabs house CO_2 chambers and allow for cross-ventilation that cools the units above and below



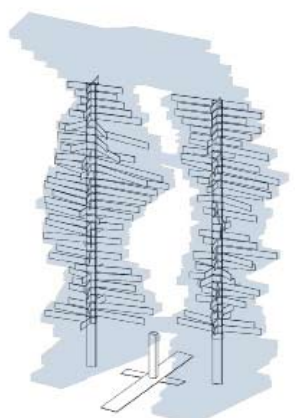
Artificial trees act as CO_2 scrubbing devices




Glazing and photovoltaic cells



Balconies



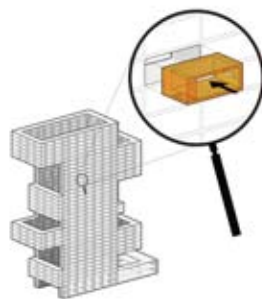
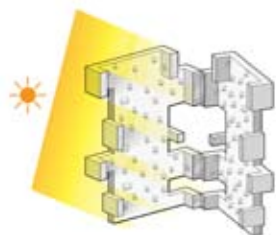
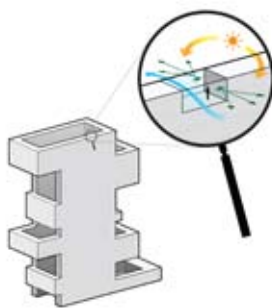
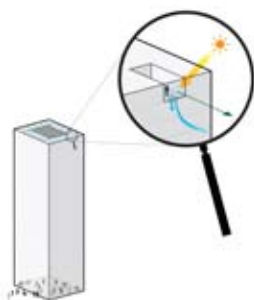
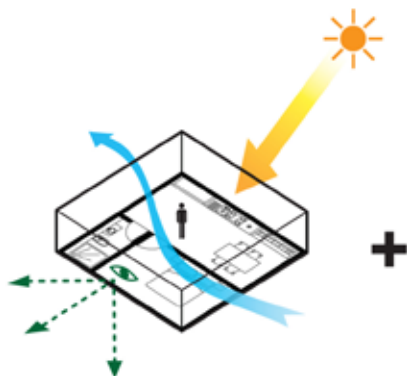
Demising walls and cores

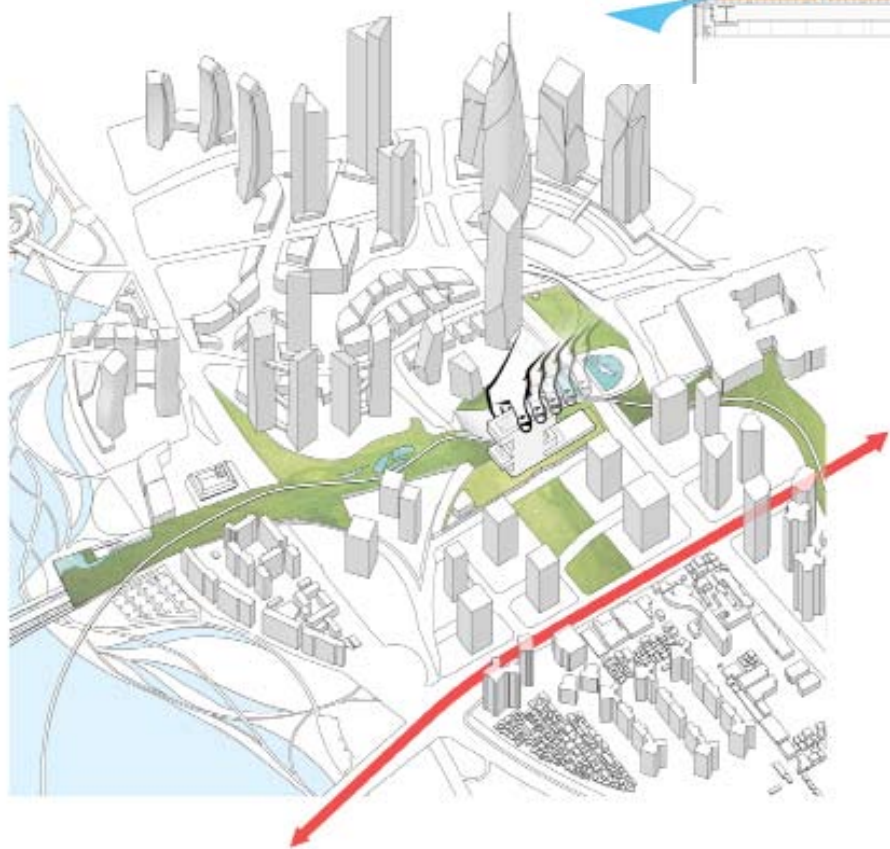
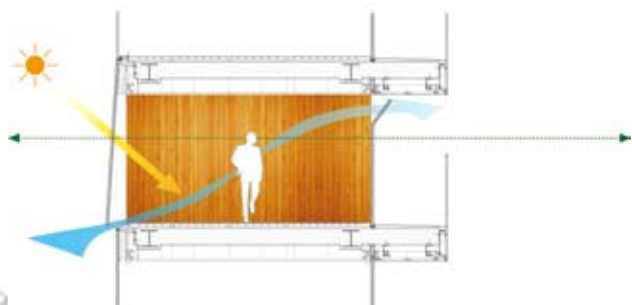
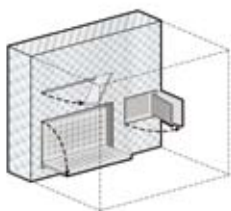
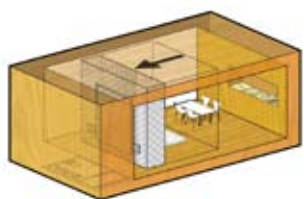
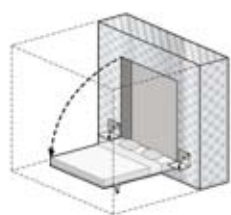
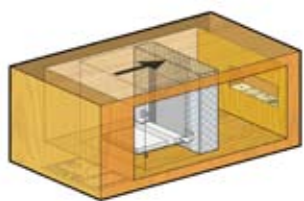


龙山国际商务区“项目R6”

YONGSAN INTERNATIONAL BUSINESS DISTRICT
“PROJECT R6”

设计公司 / REX
地点 / 韩国, 首尔







立方体住宅

CUBE

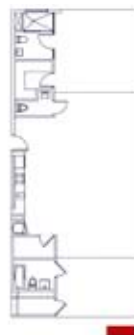
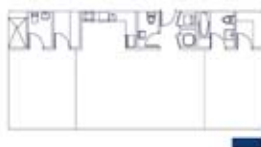

设计公司 / Oppenheim Architecture+Design
地点 / 美国, 佛罗里达州, 迈阿密



ASSEMBLED







VOIDS



UNIT SPATIAL CONFIGURATION - CONCEPT 1

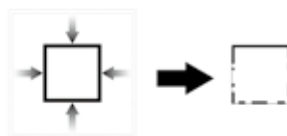
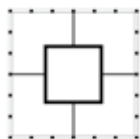
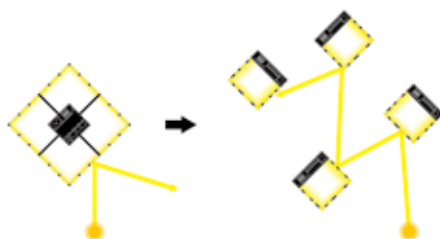
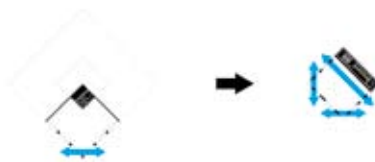
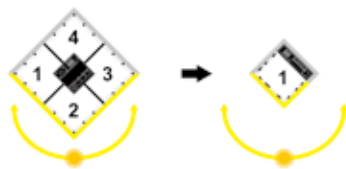
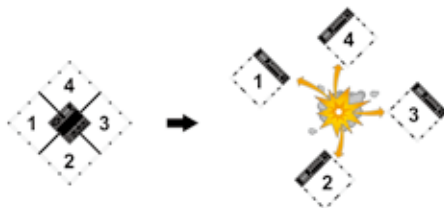

UNIT SPATIAL CONFIGURATION - CONCEPT 2



松岛地标大厦A4

SONGDO LANDMARK CITY BLOCK A4

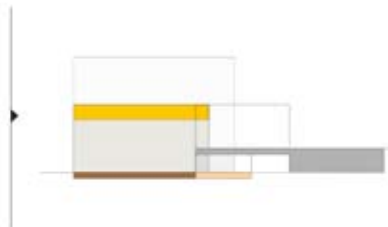


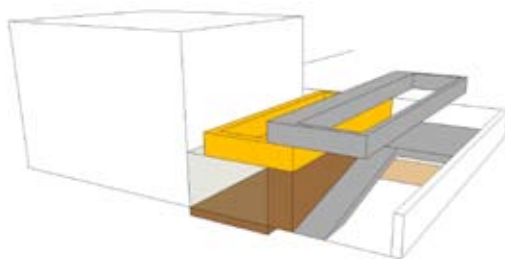
设计公司 / REX
地点 / 韩国, 仁川



T别墅扩建

VILLA T-EXTENSION

设计公司 / OFIS
地点 / 斯洛文尼, 亚卢布尔雅那



1 brief

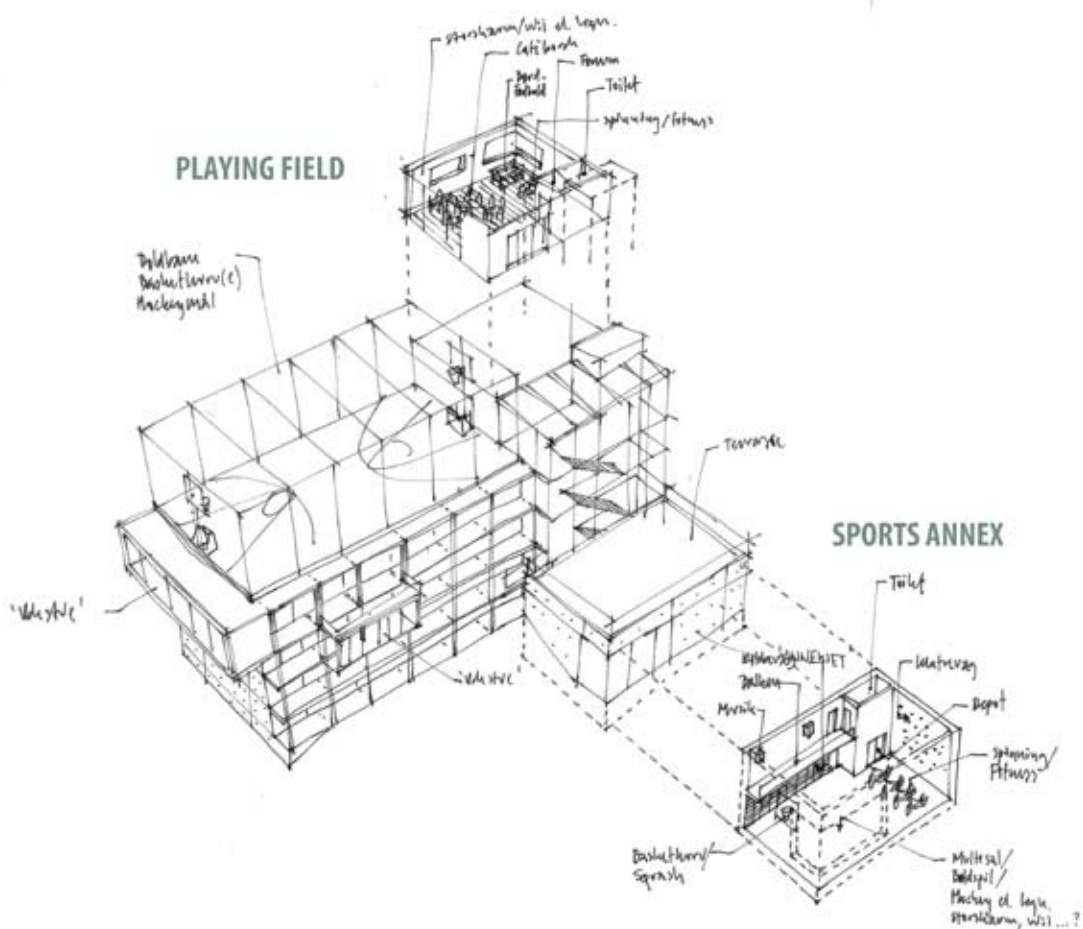
2 program on site

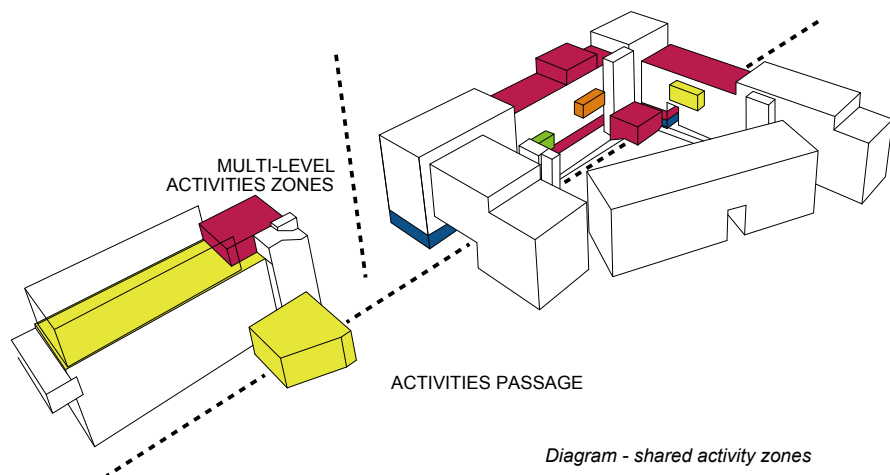
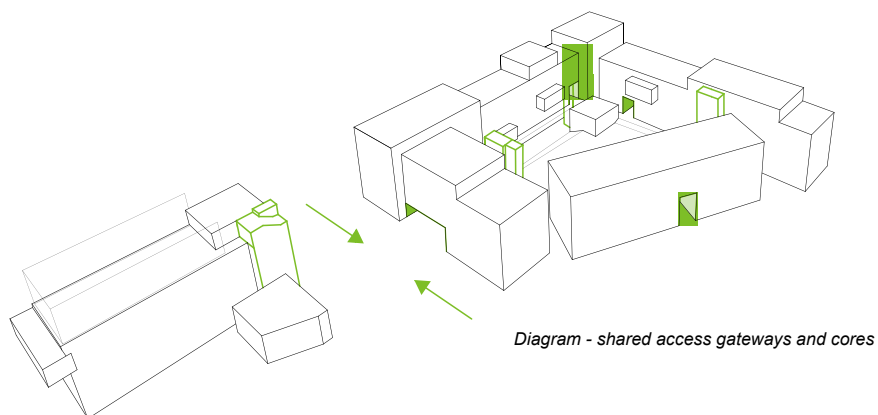
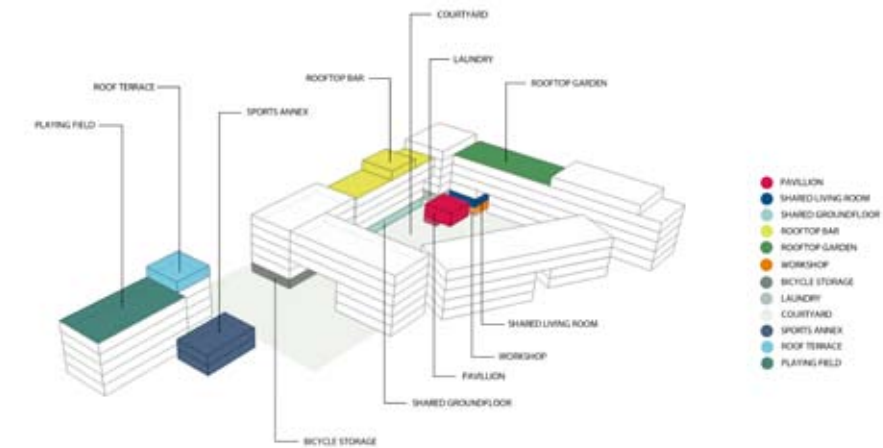
3 volumes

HENIUS HOUSE

设计公司 / C. F. Møller Architects

地点 / 丹麦，奥尔堡






X住宅

X HOUSE

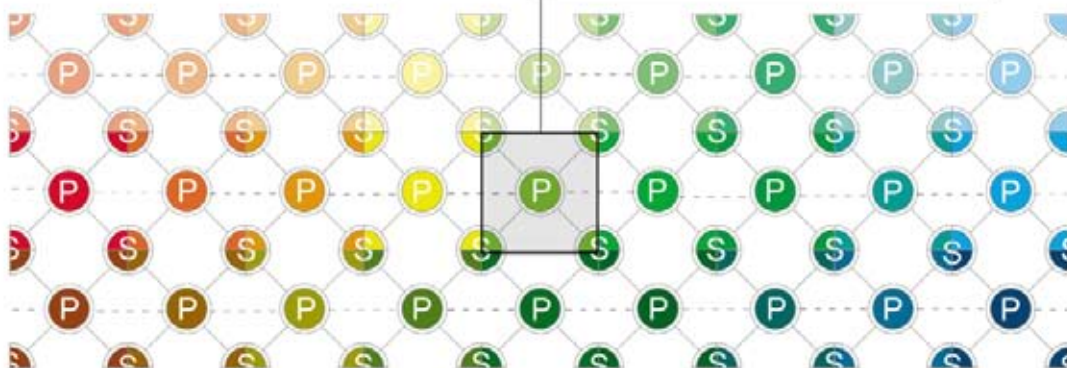
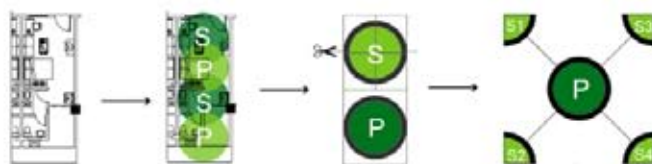
设计师 / Main author: Qiaolun Huang
Other contributors: Yimin Yang, Xiaowei Liang, Bin Guan, Yu Zhuo, Jingya Yuan etc.



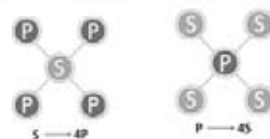
Question

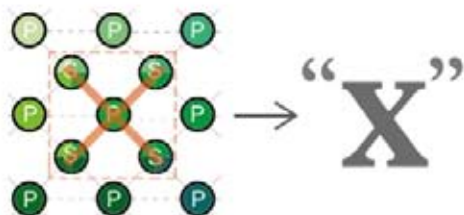


Strategy

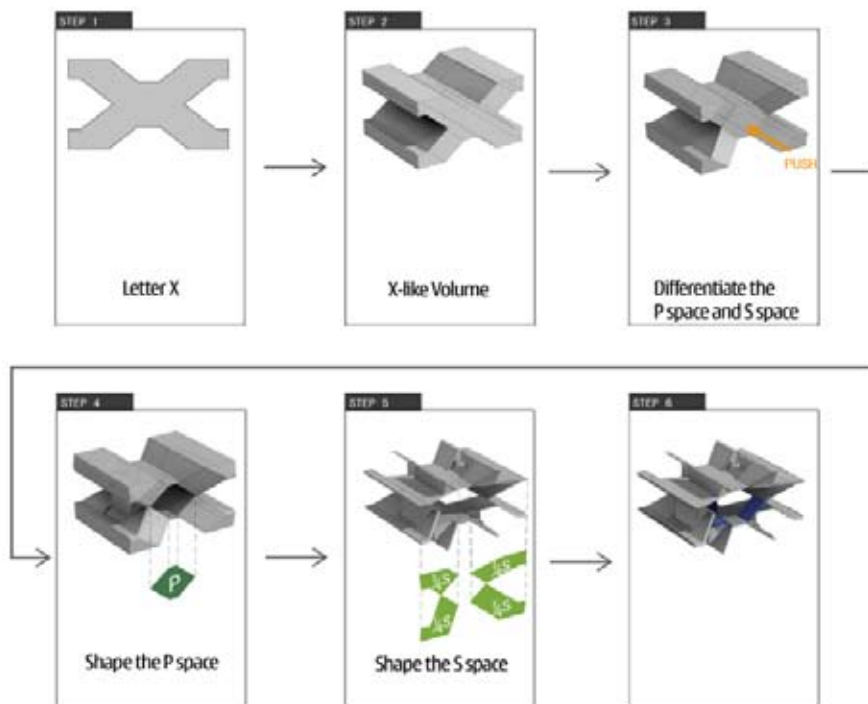


P — Private Space
S — Sharable Space
S1 Living Space
S2 Dining Room
S3 Studio Room
S4 D.I.Y


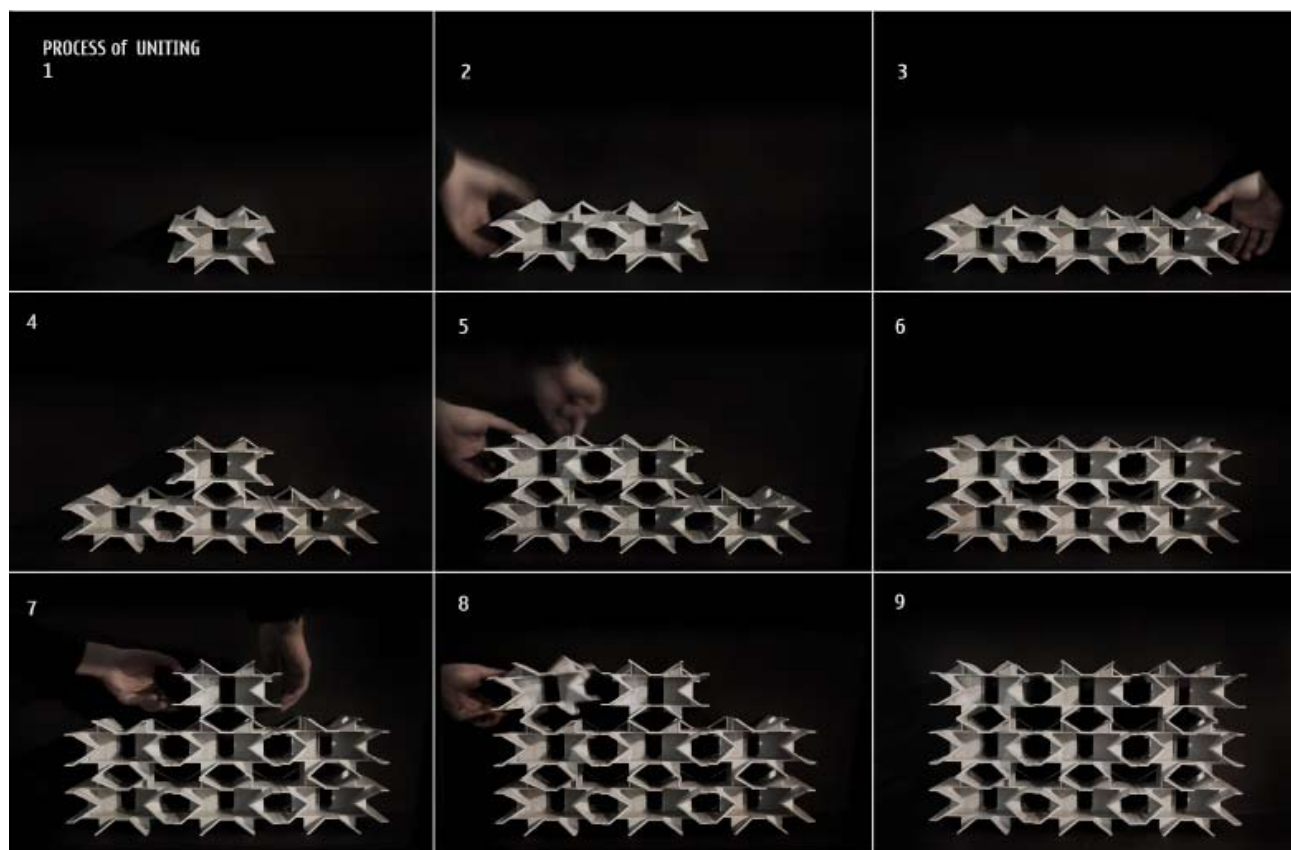






- Xcellent
- Xchangable
- Xhilarating
- Xperiential
- Xperimental
- Xploratory
- Xpressive
- Xtendable
- Xuberant
- Xtraordinary
- Xult
- Xtreme



THE EVOLUTION OF THE X UNIT



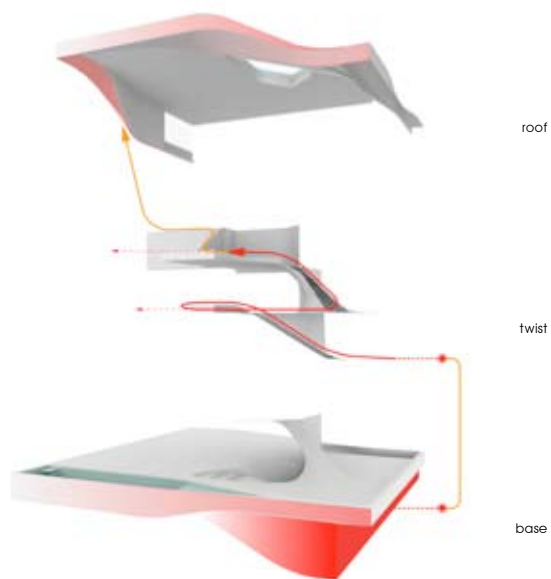
SPACE OPENNESS STUDY



温伯格别墅

HAUS AM WEINBERG


设计公司 / UNStudio
地点 / 德国, 斯图加特
摄影师 / Iwan Baan



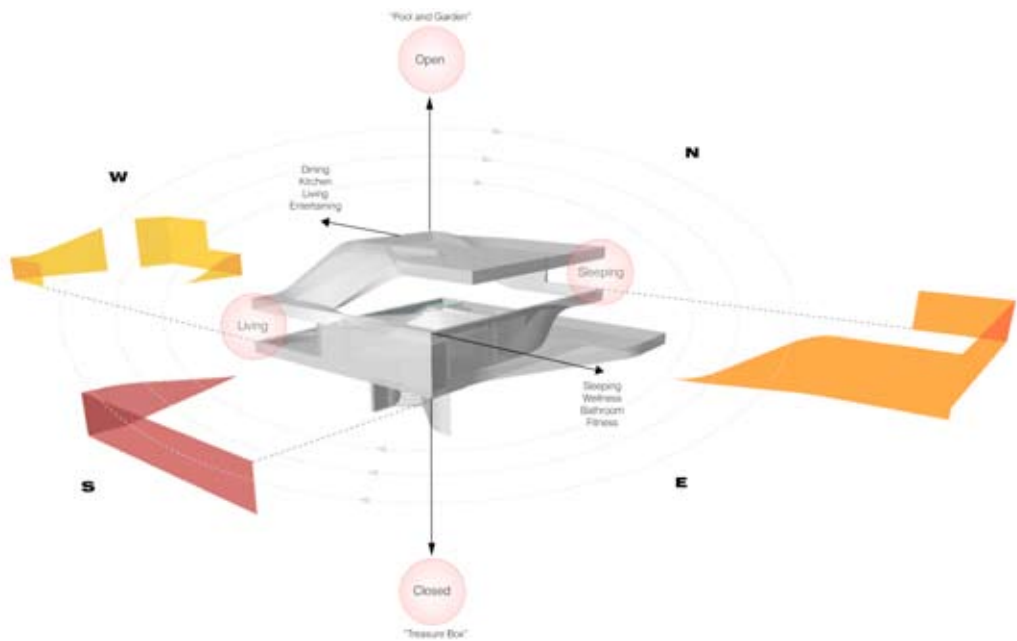
1
the volume and roof line reacts and responds directly with the sloping landscape of the site
- offset of landscape profile



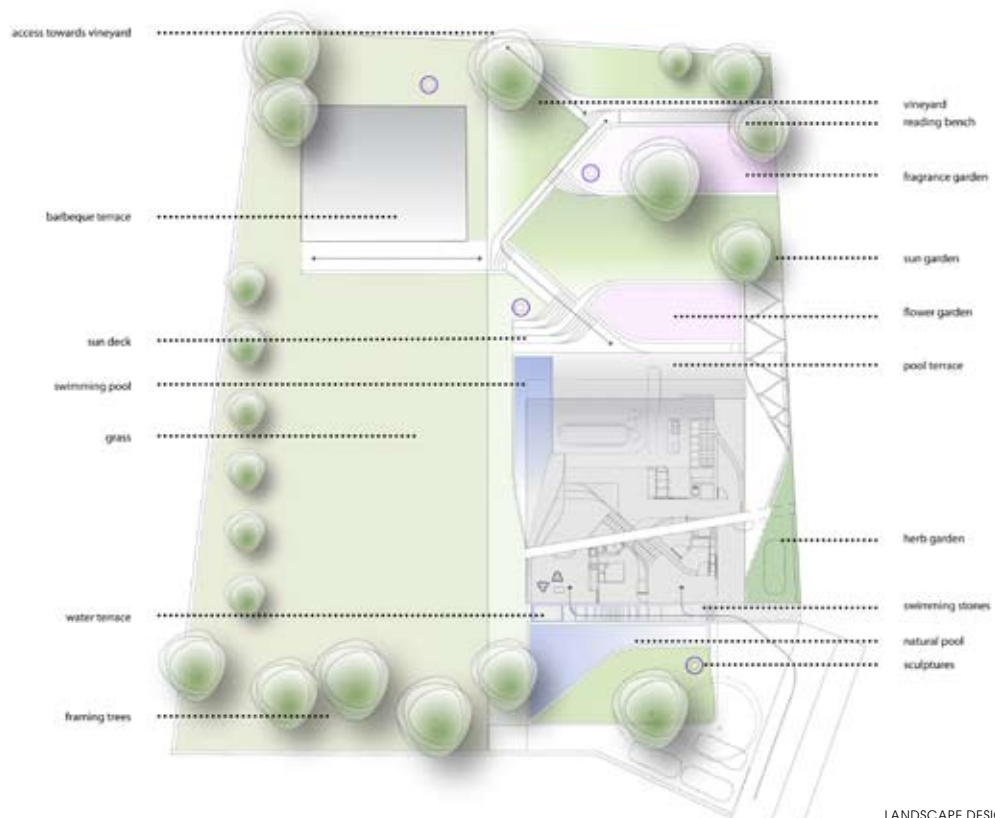
2
the facades and their openings are derived from the neighboring hill, communicating visually
- reaction on local views



3
the scales and inclinations of slopes sculpturing the vineyards come back in the volumetric appearance of the building
- creation of smooth sculpture



LIVING WITH THE SUN




LANDSCAPE DESIGN

NM 别墅

VILLA NM


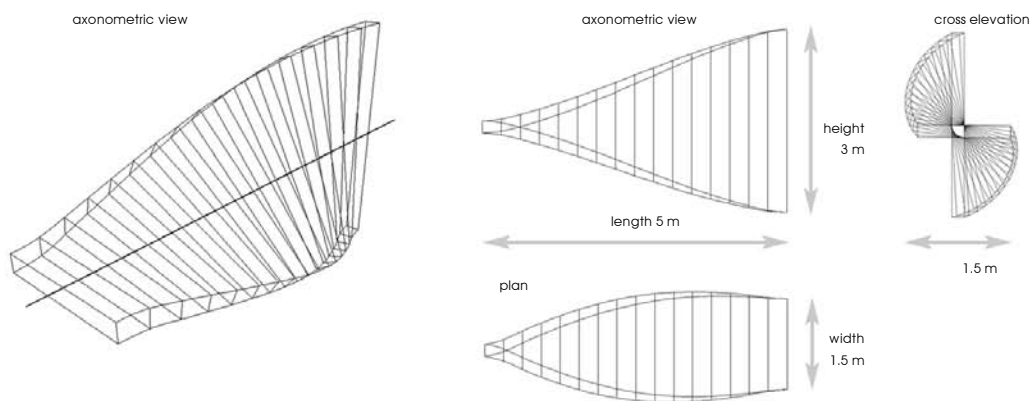
设计公司 / UNStudio
地点 / 美国, 纽约
摄影师 / Christian Richters




GEOMETRY OF THE 5 TWISTED ELEMENTS



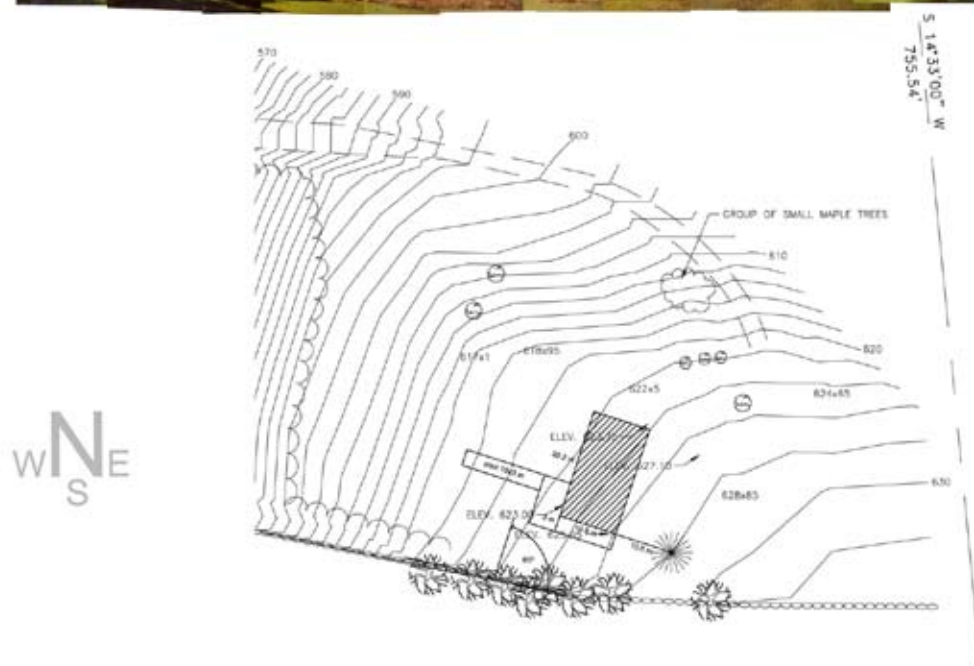
combination of twists



MATERIALIZING THE SURFACE



walls

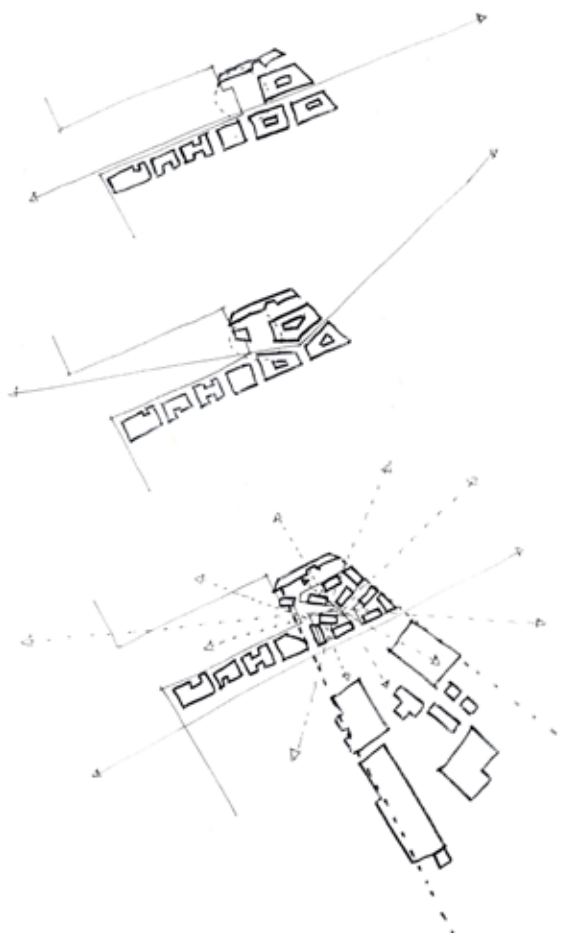


SITE PLAN

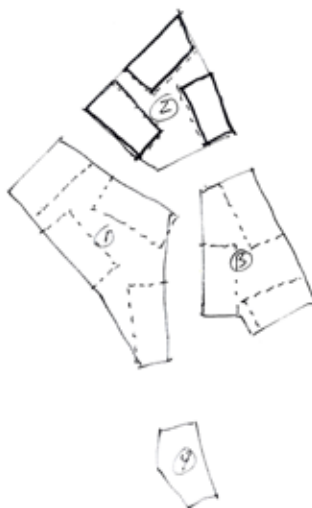
海港石头

HARBOUR STONES

设计公司 / C. F. Møller Architects
地点 / 瑞典, 哥德堡



Building depths can be varied according to functional content without changing the overall structure



Phasing options

临终关怀小屋

A HOUSE AWAITING DEATH

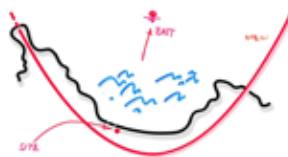
设计公司 / EASTERN design office

地点 / 日本

摄影师 / Koichi Torimura



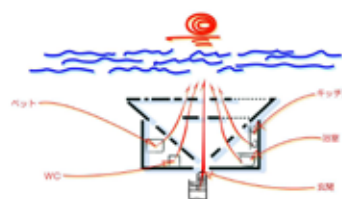
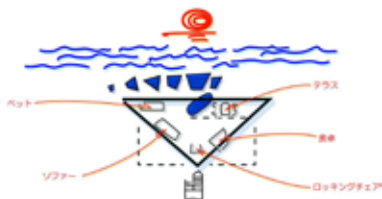
These tangible activities and the places they occur governed the form of the architecture. The way to appreciate the appearance of waves can be designed based on this comprehensive drawing of the house. It was drawn in such way.



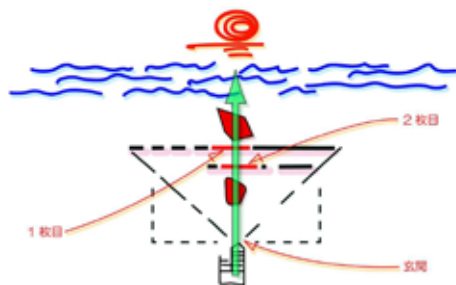
The portion of the sea we have captured encompasses the peninsula that appears on both sides of the site.



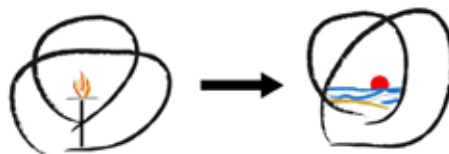
The height of the floor is nearly 8.6 m from the horizon and was chosen as the perfect height to view the waves from a sitting position.




This is a floor plan incorporating the details of the comprehensive drawing.



There are two central windows inside the room and they are lapped over each other.



A candle stand is set between the overlapped walls and windows. Candles are lit at dawn along the horizon that connects the sea, sunrise, waves and the client's choice. The fire waits for the sunrise of that singular day.



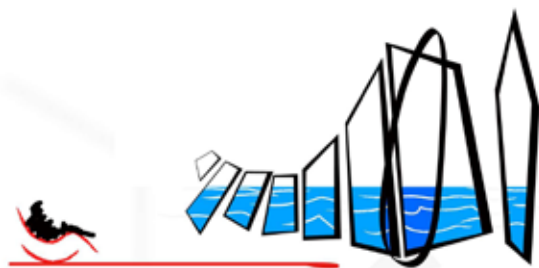
This form was born from the client's request, "When the final moment comes, I will face the sea and depart on a ship flashing towards death".



The disposition of a man who has unfastened an anchor is light. Suppose a dream he dreams is a butterfly. The image of him swinging in the rocking chair shall be deemed as a butterfly.



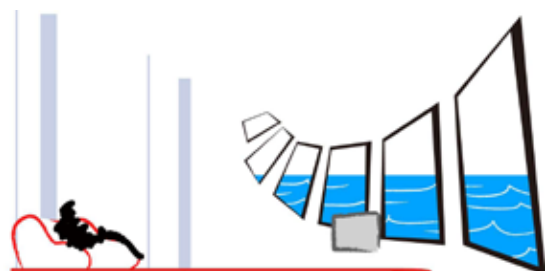
In an imaginary ocean, there is not necessarily a single sun.




The rocking chair is set at the top of the V point. It is the center of his entire sea.



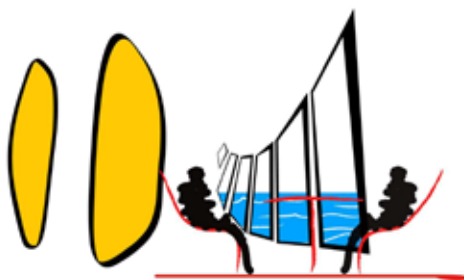
Capture the sea and the waves that crash one after another while walking.



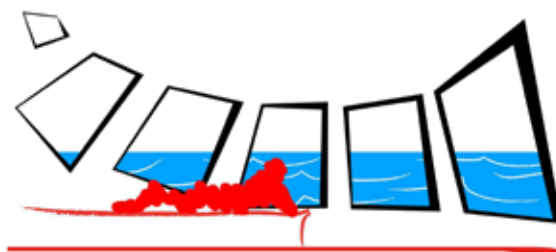
Lean back into a sofa and be embraced by the waves. Sitting cross-legged and facing ahead to the restless waves.



Capture the sea and the waves that crash one after another while walking.



Be with friends during the summer season that everyone enjoys.



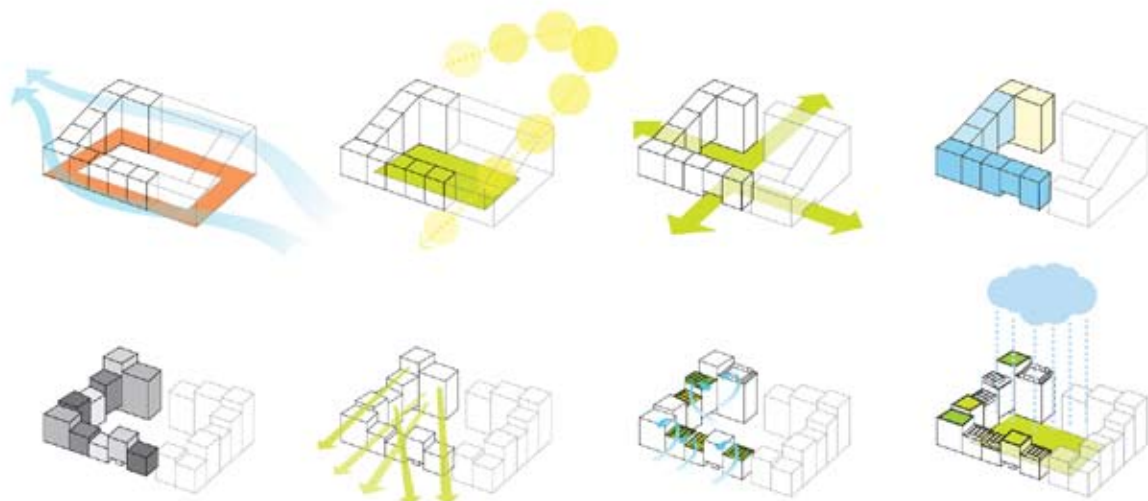
Reclining and watching waves while dozing off.

BRABRAND房屋协会的新住宅区

BRABRAND HOUSING ASSOCIATION'S NEW RESIDENTIAL COMPLEX

设计公司 / ADEPT AND LUPLAU & POULSEN


地点 / 丹麦, 奥胡斯

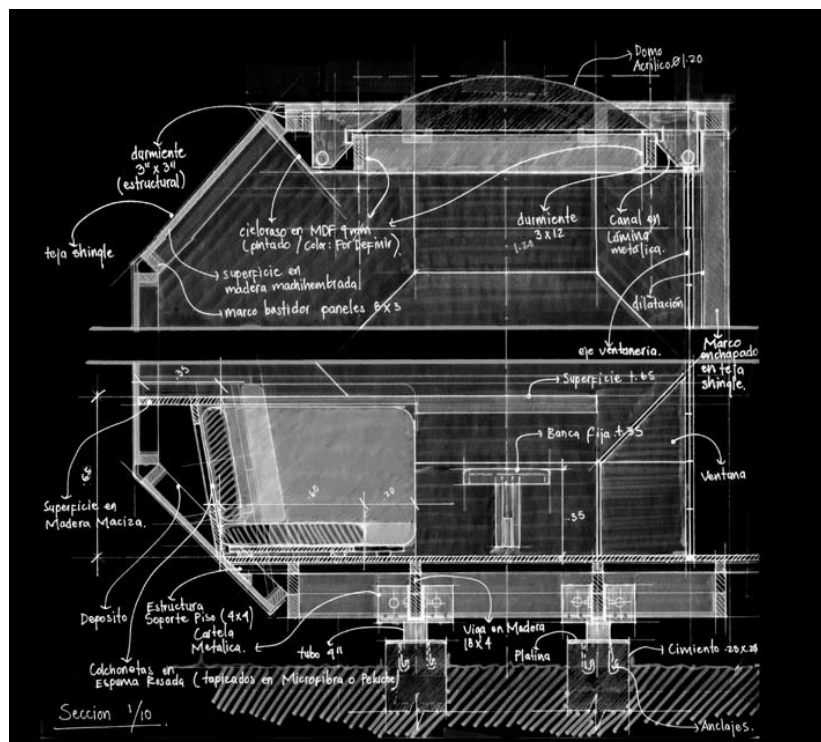
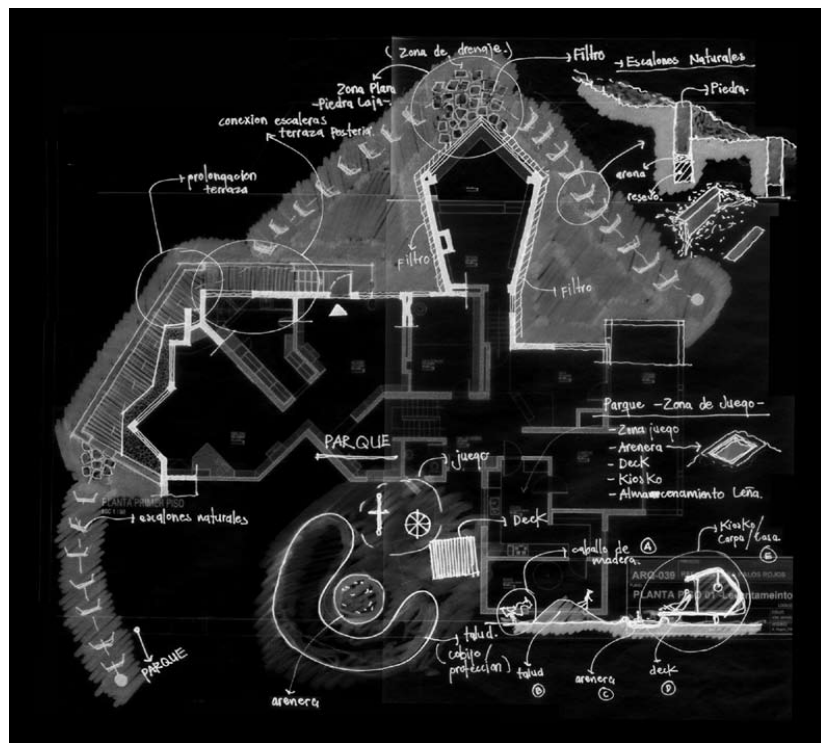
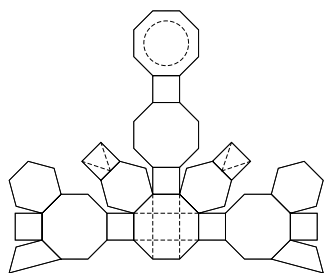


曼努埃尔别墅

MANUEL VILLA

设计公司 / 30-60 cuaderno latinoamericano de arquitectura
地点 / 哥伦比亚 波哥大





丝带住宅

RIBBON HOUSE

设计公司 / G2 Estudio
地点 / 阿根廷, 巴塔哥尼亚

